

**VENTURA REGIONAL SANITATION DISTRICT
CASH & CASH EQUIVALENT AND INVESTMENT REPORT
FOR THE MONTH ENDED MAY 31, 2018**


COMPLIANCE REPORT AND CERTIFICATIONS

	BALANCE AT COST		INTEREST EARNED*	
	4/30/2018	CHANGE	5/31/2018	Fiscal YTD
A. Sweep Account	\$ 3,869,653	\$ (537,446)	\$ 3,332,207	\$ -
B. Certificate of Deposit	\$ 796,596	-	\$ 796,596	\$ 6,072
C. Pooled Funds (LAIF & County Pool)	\$ 123,399	\$ 90	\$ 123,488	\$ 1,527
D. Funds & Securities held by Custodian	\$ 35,597,129	\$ 2,019,537	\$ 37,616,666	\$ 56,882
TOTAL	\$ 40,386,776	\$ 1,482,180	\$ 41,868,957	\$ 57,691

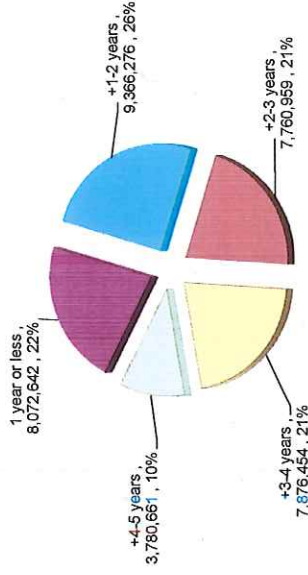
	Market		At Par	
	Totals Per Trustee	Purchase Price (G/L)	\$	%
Pooled Funds				
LAIF	\$ 66,870	\$ 66,870	\$ 66,870	
Ventura County Pool	\$ 56,619	\$ 56,619	\$ 56,619	
Total Pooled Funds	\$ 123,488	\$ 123,488	\$ 123,488	0.33%
Securities:				
Money Market Funds	\$ 263,052	\$ 263,052	\$ 263,052	0.70%
U.S. T-Notes/Bonds	\$ 17,071,324	\$ 17,360,552	\$ 17,465,000	46.21%
Municipal Bonds	\$ 732,314	\$ 744,613	\$ 740,000	1.96%
Corporate Bonds/Notes	\$ 5,314,940	\$ 5,398,339	\$ 5,335,000	14.12%
CD Negotiable	\$ 3,252,128	\$ 3,269,826	\$ 3,270,000	8.65%
Commercial Paper	\$ 1,084,708	\$ 1,081,073	\$ 1,100,000	2.91%
Asset-Backed Security	\$ 1,877,467	\$ 1,891,073	\$ 1,891,222	5.00%
Supranationals	\$ 913,600	\$ 922,817	\$ 925,000	2.45%
Federal Agencies	\$ 6,610,512	\$ 6,685,319	\$ 6,678,205	17.67%
Total Securities	\$ 37,120,045	\$ 37,616,666	\$ 37,667,479	100.00%
Total Investments	\$ 37,243,533	\$ 37,740,154	\$ 37,790,967	100.00%

CERTIFICATIONS

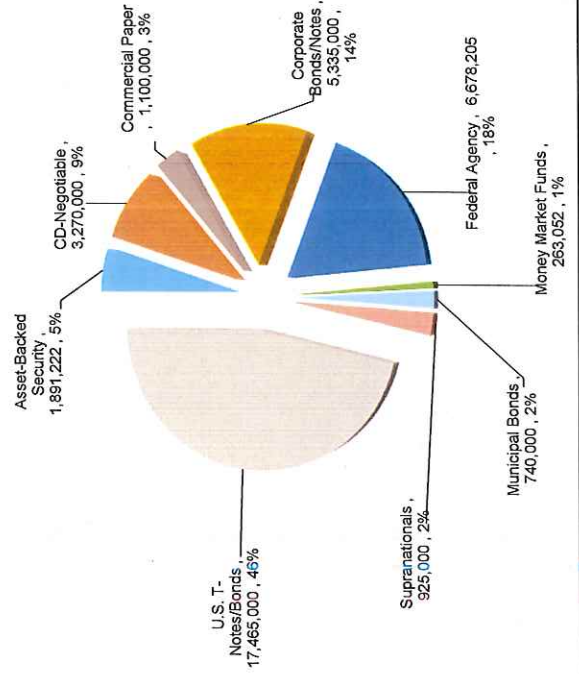
I certify that all investment actions executed since the last report have been made in full compliance with the VRSD Investment Policy. In addition, sufficient investment liquidity and anticipated revenue are available to meet the next six (6) months' estimated expenses of the District.


 Regina Williams, Acting Director of Finance
 Date 6/26/18

**Investment Maturity Schedule
U.S. T-Notes/Bonds & Agencies**



**Investment by Type
@ PAR Value**



**VENTURA REGIONAL SANITATION DISTRICT
CASH & CASH EQUIVALENT AND INVESTMENT REPORT
FOR THE MONTH ENDED MAY 31, 2018**

A. SWEEP ACCOUNT	4/30/2018	Net Deposits/ (Withdrawals)	Interest Received	5/31/2018	Yield	Market Value**
City National Bank	\$ 3,869,653.13	\$ (537,560.54)	\$ 114.41	\$ 3,332,207.00	0.30%	\$ 3,332,207.00
B. CERTIFICATES OF DEPOSIT	Purchase Date	Rollover Date	Maturity Date	5/31/2018	Yield	Market Value**
Ventura County Credit Union	8/9/2017	8/9/2017	8/9/2019	\$ 502,911.34	1.00%	\$ 502,911.34
Ventura County Credit Union	8/9/2017	8/9/2017	8/9/2019	126,683.37	1.00%	\$ 126,683.37
Ventura County Credit Union	4/19/2017	4/19/2017	4/19/2019	100,943.88	1.00%	\$ 100,943.88
City National Bank	2/17/2009	2/17/2013	6/10/2018	66,057.00	0.10%	\$ 66,057.00
				<u>\$ 796,595.59</u>		<u>\$ 796,595.59</u>

C. POOLED FUNDS	4/30/2018	Net Deposits/ (Withdrawals)	Interest Received	5/31/2018	Yield	Market Value**
Local Agency Investment Fund	\$ 66,869.53	\$ -	\$ -	\$ 66,869.53	1.76%	\$ 66,869.53
Ventura County Pool	56,529.02	0.17	89.56	56,618.75	1.90%	56,618.75
	<u>\$ 123,398.55</u>	<u>\$ 0.17</u>	<u>\$ 89.56</u>	<u>\$ 123,488.28</u>		<u>\$ 123,488.28</u>

**VENTURA REGIONAL SANITATION DISTRICT
CASH & CASH EQUIVALENT AND INVESTMENT REPORT
FOR THE MONTH ENDED MAY 31, 2018**

D. FUNDS/SECURITIES HELD WITH CUSTODIAN, UNION BANK OF CALIFORNIA	CUSIP	Fund Type	Maturity Date	Interest Rate	Par Value	Purchase price	Market Value Per Trustee **			Interest			Current Yield	
							Balance 4/30/2018	Purchases (Sales/Maturities)	Market Inc. or (Dec)	Balance 5/31/2018	Fiscal Year Received YTD	Fiscal Year Received Month		Fiscal Year Earned* YTD
VRSD - MAIN														
ALLY AUTO RECV TR 2017-2	02007HAC5	Asset-Backed Security	8/16/2021	1.78%	125,000.00	\$124,985.27	\$123,723.75	-	146.25	185.42	\$1,624.26	185.42	1,679.64	1.80%
ALLY AUTO RECV TR 2018-2	02004VAC7	Asset-Backed Security	11/15/2022	2.92%	40,000.00	\$39,992.74	\$39,992.80	-	75.60	48.67	\$48.67	48.67	100.58	2.92%
AMERICAN EXPRESS CR CORP	0258M0DV8	Corporate Bonds/Notes	7/31/2018	1.80%	40,000.00	\$39,947.60	\$39,936.00	-	23.60	-	\$360.00	60.00	602.00	1.80%
AMERICAN EXPRESS CREDIT 2	0258M0EE5	Corporate Bonds/Notes	3/3/2020	2.20%	115,000.00	\$114,880.40	\$113,549.85	-	32.20	-	\$1,925.00	210.83	2,110.77	2.23%
AMERICAN EXPRESS CREDITCO	0258M0EC9	Corporate Bonds/Notes	10/30/2019	1.70%	50,000.00	\$50,009.50	\$49,168.00	-	146.00	-	\$850.00	70.83	779.16	1.72%
AMERICAN HONDA FINANCE BO	02665WBG5	Corporate Bonds/Notes	9/9/2021	1.70%	50,000.00	\$49,658.50	\$47,676.00	-	257.00	-	\$850.00	70.84	779.18	1.77%
APPLE INC SR NTL 900% 02	037833CK4	Corporate Bonds/Notes	2/7/2020	1.90%	25,000.00	\$24,987.75	\$24,687.50	-	55.50	-	\$2,261.00	39.58	1,736.91	1.92%
BANK MONTREAL CHICAGO BRH	06427KRC3	CD-Negotiable	2/7/2019	1.88%	175,000.00	\$175,000.00	\$174,800.50	-	(66.50)	-	\$2,574.56	283.31	2,874.84	1.88%
BANK NOVA SCOTIA HOUSTON	06417GUE6	CD-Negotiable	4/5/2019	1.91%	160,000.00	\$160,000.00	\$159,120.00	-	(20.80)	-	\$2,220.91	263.15	2,385.38	1.92%
BANK OF MONTREALDISC COM	06366HPP8	Commercial Paper	2/15/2019	0.00%	250,000.00	\$245,311.18	\$0.00	245,311.18	281.32	-	\$0.00	-	-	2.59%
BANK TOKYO-MITSUBISHI LTD	06539RGM3	CD-Negotiable	9/25/2019	2.07%	105,000.00	\$105,000.00	\$104,029.80	-	(77.70)	-	\$0.00	187.16	1,491.26	2.09%
BB&T CORP SR MEDIUM TERM	05531FAX1	Corporate Bonds/Notes	4/1/2022	2.75%	200,000.00	\$201,510.00	\$195,550.00	-	502.00	-	\$4,201.39	458.33	4,354.16	2.81%
BNP PARIBASDISC COMI PAP	09659CKK3	Commercial Paper	10/19/2018	0.00%	250,000.00	\$246,189.17	\$247,127.50	-	597.50	-	\$0.00	-	-	2.08%
BURLINGTON NORTHN SANTA F	12189TBC7	Corporate Bonds/Notes	10/1/2019	4.70%	50,000.00	\$55,195.00	\$51,270.50	-	11.00	-	\$2,350.00	195.83	2,154.16	4.58%
CALIFORNIA ST FEDERALLY T	13063DDF2	Municipal Bonds	10/1/2022	2.50%	105,000.00	\$106,462.65	\$102,742.50	-	(58.80)	-	\$1,130.21	218.75	1,567.71	2.56%
CALIFORNIA ST FEDERALLY T	13063DGA0	Municipal Bonds	4/1/2021	2.80%	140,000.00	\$140,005.60	\$139,850.20	-	11.20	-	\$0.00	326.67	392.00	2.80%
CATERPILLAR FINANCIAL SER	14913QZ46	Corporate Bonds/Notes	9/4/2020	1.85%	85,000.00	\$84,928.60	\$82,813.80	-	249.05	-	\$773.15	131.05	1,153.18	1.89%
CITIGROUP INC2.05% 06/07	172967KS9	Corporate Bonds/Notes	6/7/2019	2.05%	40,000.00	\$39,979.20	\$39,692.00	-	(12.00)	-	\$410.00	68.33	751.66	2.07%
CITIGROUP INC2.050% 12/0	172967KE0	Corporate Bonds/Notes	12/7/2018	2.05%	55,000.00	\$54,992.30	\$129,616.50	(74,812.50)	70.60	704.69	\$2,037.19	183.64	2,582.14	2.05%
CNH EQUIPMENT TR 2017-A A	12636WAB2	Asset-Backed Security	7/15/2020	1.64%	80,854.98	\$80,851.88	\$85,828.26	(5,305.86)	41.50	117.76	\$1,453.08	113.89	1,457.36	1.65%
COMCAST CORP NEW NT 3.125	20030NBD2	Corporate Bonds/Notes	7/15/2022	3.13%	45,000.00	\$46,916.55	\$44,691.30	-	(277.20)	-	\$523.44	117.19	1,054.69	3.17%
CREDIT SUISSE NEW YORK BR	22549LFR1	CD-Negotiable	7/7/2020	2.67%	90,000.00	\$90,000.00	\$90,240.30	-	(182.70)	-	\$0.00	206.92	754.27	2.67%
DEERE JOHN CAP CORP MTNS	2442ZETL3	Corporate Bonds/Notes	1/6/2022	2.65%	70,000.00	\$69,691.30	\$68,663.70	-	382.20	-	\$1,325.00	154.59	1,685.70	2.69%
FANNIE MAE SERIES 2015-M1	3136AQSW1	Federal Agency	1/25/2019	1.90%	26,936.06	\$27,205.42	\$30,207.69	(3,391.73)	27.71	51.72	\$431.20	46.36	473.81	1.90%
FANNIEMAE-ACESPASS THRU	3136B1XP4	Federal Agency	9/25/2021	3.56%	85,000.00	\$86,690.74	\$86,346.40	-	154.70	252.17	\$8.41	252.17	260.58	3.50%
FED NATL MTGE ASSN ACCESS	3136AQDQ0	Federal Agency	9/25/2019	1.65%	22,453.69	\$22,678.53	\$24,425.49	(2,128.13)	29.12	33.72	\$312.25	30.80	343.05	1.66%
FEDERAL HOME LN MTG CORP	3137EAEF2	Federal Agency	4/20/2020	1.38%	120,000.00	\$119,589.60	\$117,367.20	-	306.00	-	\$1,134.38	137.50	1,200.27	1.40%
FEDERAL HOME LOAN BANK BO	3130ABF92	Federal Agency	5/28/2019	1.38%	185,000.00	\$184,766.35	\$183,109.30	-	253.45	1,271.88	\$2,874.52	211.98	2,783.42	1.39%
FEDERAL HOME LOAN BANK BO	3130ADN32	Federal Agency	2/11/2020	2.13%	125,000.00	\$124,771.25	\$124,147.50	-	233.75	-	\$0.00	221.35	826.38	2.14%
FEDERAL HOME LOAN MTGE CO	3137EAEH8	Federal Agency	8/15/2019	1.38%	265,000.00	\$264,636.35	\$261,523.20	-	503.50	-	\$2,149.96	303.65	3,222.85	1.39%
FEDERAL NATL MTG ASSN NTS	3135G0T29	Federal Agency	2/28/2020	1.50%	130,000.00	\$129,916.80	\$127,673.00	-	304.20	-	\$1,387.50	162.50	1,603.13	1.52%
FEDERAL NATL MTGE ASSN NO	3135G0U27	Federal Agency	4/13/2021	2.50%	75,000.00	\$74,888.25	\$74,559.75	-	225.00	-	\$0.00	156.25	250.00	2.51%
FEDERATED GOVERNMENT OBLI	60934N80S	Money Market Funds	1/0/1900	0.00%	147,595.30	\$147,595.30	\$17,046.74	130,548.56	0.00	76.80	\$304.14	228.13	517.39	1.41%
FEDL HOME LOAN BANK BONDS	3130A8Y72	Federal Agency	8/5/2019	0.88%	160,000.00	\$159,692.80	\$156,985.60	-	292.80	-	\$700.00	116.67	1,151.11	0.89%
FEDL HOME LOAN BANK BONDS	3130ACE26	Federal Agency	9/28/2020	1.38%	125,000.00	\$124,598.75	\$121,380.00	-	458.75	-	\$912.85	143.23	1,213.63	1.41%
FEDL HOME LOAN MTG CORP N	3137EAEB1	Federal Agency	7/19/2019	0.88%	220,000.00	\$219,467.60	\$216,064.20	-	453.20	-	\$1,553.13	160.42	1,727.41	0.89%
FEDL HOME LOAN MTG CORP N	3137EAE55	Federal Agency	1/17/2020	1.50%	90,000.00	\$89,825.40	\$88,523.10	-	169.20	-	\$2,622.50	112.50	2,270.83	1.52%
FEDL NATL MTG ASSN NOTES	3135G0T60	Federal Agency	7/30/2020	1.50%	160,000.00	\$159,515.20	\$156,148.80	-	572.80	-	\$1,882.08	200.00	2,688.75	1.53%
FEDL NATL MTG ASSNDTD 01	3135G0H63	Federal Agency	1/28/2019	1.38%	500,000.00	\$505,350.00	\$496,905.00	-	430.00	-	\$6,875.00	572.91	6,302.07	1.38%
FHLMC REMIC SERIES K-721	3137BM6P6	Federal Agency	8/25/2022	3.09%	90,000.00	\$90,766.41	\$90,118.80	-	351.90	231.75	\$169.95	231.75	401.70	3.07%
FORD CREDIT AUTO OWN TR 2	34530VAD1	Asset-Backed Security	11/15/2019	1.16%	13,608.25	\$13,606.98	\$17,099.49	(3,528.08)	16.29	13.22	\$184.45	11.40	185.00	1.16%
FORD CREDIT AUTO OWN TR 2	34531EAD8	Asset-Backed Security	6/15/2021	1.67%	70,000.00	\$69,999.74	\$69,076.70	-	148.40	97.42	\$793.27	97.42	822.96	1.69%
GOLDMAN SACHS GROUP2.000	38141GV78	Corporate Bonds/Notes	4/25/2019	2.00%	215,000.00	\$214,830.30	\$213,651.95	-	(36.55)	-	\$3,150.00	358.34	3,213.34	2.01%
HERSHEY CO 3.10% 5/15/202	427866BA5	Corporate Bonds/Notes	5/15/2021	3.10%	75,000.00	\$74,948.25	\$0.00	74,948.25	443.25	-	\$0.00	135.62	135.62	3.08%
HYUNDAI AUTO RECV TR 2017	44931PAD8	Asset-Backed Security	8/16/2021	1.76%	65,000.00	\$64,994.74	\$64,034.10	-	113.75	95.33	\$791.98	95.33	819.36	1.78%
IBM CREDIT CORP BONSDTD	44932HAB9	Corporate Bonds/Notes	1/20/2021	1.80%	110,000.00	\$109,772.30	\$106,631.80	-	347.60	-	\$726.00	165.00	1,446.50	1.85%
INTER AMERN DEV BK GLOBAL	4581X0CX4	Supranationals	5/12/2020	1.63%	160,000.00	\$159,620.80	\$157,121.60	-	403.20	1,300.00	\$2,816.80	216.67	2,704.41	1.65%
INTERNATIONAL FIN CORP 2.	45950KCM0	Supranationals	1/25/2021	2.25%	95,000.00	\$94,720.70	\$93,752.65	-	279.30	-	\$0.00	178.12	748.12	2.27%
JOHN DEERE CAP CORP2.875	24422EUD9	Corporate Bonds/Notes	3/12/2021	2.88%	25,000.00	\$24,983.00	\$24,838.50	-	76.25	-	\$0.00	59.89	155.72	2.88%
JOHN DEERE OWNER TR 2018	47788CAC6	Asset-Backed Security	4/18/2022	2.66%	30,000.00	\$29,997.84	\$29,853.90	-	18.30	66.50	\$166.25	66.50	201.72	2.67%
MORGAN STANLEY5.500% 07/	61747WAL3	Corporate Bonds/Notes	7/28/2021	5.50%	135,000.00	\$150,006.60	\$143,467.20	-	71.55	-	\$4,675.00	618.75	6,393.75	5.17%
MUFG BANK LYD NYDISC COM	62479MPN7	Commercial Paper	2/22/2019	0.00%	350,000.00	\$343,383.35	\$0.00	343,383.35	281.65	-	\$0.00	-	-	2.61%

**VENTURA REGIONAL SANITATION DISTRICT
CASH & CASH EQUIVALENT AND INVESTMENT REPORT
FOR THE MONTH ENDED MAY 31, 2018**

D. FUNDS/SECURITIES HELD WITH CUSTODIAN, UNION BANK OF CALIFORNIA	CUSIP	Fund Type	Maturity Date	Interest Rate	Par Value	Purchase price	Market Value Per Trustee **			Interest			Current Yield		
							Balance 4/30/2018	Purchases (Sales/Maturities)	Market Inc. or (Dec)	Balance 5/31/2018	Fiscal Year Received Month	Fiscal Year Received YTD		Fiscal Year Earned* Month	Fiscal Year Earned* YTD
VRSD - BAILARD															
ALLY AUTO RECV TR 2017-2	02007HAC5	Asset-Backed Security	8/16/2021	1.78%	70,000.00	\$69,991.74	\$69,285.30	-	81.90	\$69,367.20	103.83	\$1,557.49	48.46	1,446.75	1.80%
ALLY AUTO RECV TR 2018-2	02004VAC7	Asset-Backed Security	11/15/2022	2.92%	40,000.00	\$39,992.74	\$39,992.80	-	75.60	\$40,068.40	48.67	\$48.67	97.34	100.58	2.92%
AMERICAN EXPRESS CR CORP	0258M0DV8	Corporate Bonds/Notes	7/31/2018	1.80%	35,000.00	\$34,954.15	\$34,944.00	-	20.65	\$34,964.65	-	\$2,075.00	52.50	965.50	1.80%
AMERICAN EXPRESS CREDIT 2	0258M0EE5	Corporate Bonds/Notes	3/3/2020	2.20%	50,000.00	\$49,948.00	\$49,369.50	-	14.00	\$49,383.50	-	\$1,705.00	91.66	1,216.71	2.23%
AMERICAN HONDA FINANCE GM	02665WCD1	Corporate Bonds/Notes	2/12/2021	2.65%	55,000.00	\$54,923.00	\$54,459.90	-	384.45	\$54,844.35	-	\$0.00	121.46	429.15	2.66%
APPLE INC SR NT1:900% 02	037833CK4	Corporate Bonds/Notes	2/7/2020	1.90%	15,000.00	\$14,992.65	\$14,812.50	-	33.30	\$14,845.80	-	\$1,731.11	23.75	996.97	1.92%
BANK MONTREAL CHICAGO BRH	06427KRC3	CD-Negotiable	2/7/2019	1.88%	75,000.00	\$75,000.00	\$74,914.50	-	(28.50)	\$74,886.00	-	\$2,099.33	121.42	1,433.50	1.88%
BANK NOVA SCOTIA HOUSTON	06417GUE6	CD-Negotiable	4/5/2019	1.91%	85,000.00	\$85,000.00	\$84,532.50	-	(11.05)	\$84,521.45	-	\$2,510.59	139.80	1,969.15	1.92%
BANK TOKYO-MITSUBISHI LTD	06539RGM3	CD-Negotiable	9/25/2019	2.07%	55,000.00	\$55,000.00	\$54,491.80	-	(40.70)	\$54,451.10	-	\$0.00	98.03	781.13	2.09%
BB&T CORP SR MEDIUM TERM	05531FAX1	Corporate Bonds/Notes	4/1/2022	2.75%	100,000.00	\$100,755.00	\$97,775.00	-	251.00	\$98,026.00	-	\$4,277.78	229.17	3,208.34	2.81%
CALIFORNIA ST FEDERALLY T	13063DDF2	Municipal Bonds	10/1/2022	2.50%	55,000.00	\$55,766.15	\$53,817.50	-	(30.80)	\$53,786.70	-	\$592.01	114.58	821.17	2.56%
CALIFORNIA ST FEDERALLY T	13063DGA0	Municipal Bonds	4/1/2021	2.80%	70,000.00	\$70,002.80	\$69,925.10	-	5.60	\$69,930.70	-	\$0.00	163.34	196.01	2.80%
CATERPILLAR FINANCIAL SER	14913Q2A6	Corporate Bonds/Notes	9/4/2020	1.85%	40,000.00	\$39,966.40	\$38,971.20	-	117.20	\$39,088.40	-	\$363.83	61.67	542.67	1.89%
CITIGROUP INC2:050% 12/0	172967KE0	Corporate Bonds/Notes	12/7/2018	2.05%	80,000.00	\$79,988.80	\$119,646.00	(39,900.00)	71.60	\$79,817.60	375.83	\$1,605.83	184.49	2,056.82	2.05%
CNH EQUIPMENT TR 2017-A A	12636WAB2	Asset-Backed Security	7/15/2020	1.64%	37,732.32	\$37,730.87	\$40,053.19	(2,476.07)	19.36	\$37,596.48	54.95	\$1,429.79	53.15	1,351.61	1.65%
DEERE JOHN CAP CORP MTNS	24422ETL3	Corporate Bonds/Notes	1/6/2022	2.65%	40,000.00	\$39,823.60	\$39,236.40	-	218.40	\$39,454.80	-	\$1,590.00	88.33	986.38	2.69%
FANNIE MAE SERIES 2015-M1	3136AQS0W1	Federal Agency	1/25/2019	1.90%	23,569.06	\$23,804.74	\$26,431.73	(2,967.76)	24.25	\$23,488.22	45.25	\$2,036.45	40.55	1,717.83	1.90%
FANNIEMAE-ACESEPASS THRU	3136B1XP4	Federal Agency	9/25/2021	3.56%	55,000.00	\$56,094.01	\$55,871.20	-	100.10	\$55,971.30	163.17	\$5.44	163.17	168.61	3.50%
FED NATL MTGE ASSN ACES	3136AQDQ0	Federal Agency	9/25/2019	1.65%	20,726.49	\$20,934.04	\$22,546.61	(1,965.35)	26.88	\$20,608.14	31.13	\$1,145.38	28.43	1,092.69	1.66%
FEDERAL HOME LOAN BANK BO	3130ABF92	Federal Agency	5/28/2019	1.38%	130,000.00	\$129,855.80	\$128,671.40	-	178.10	\$128,849.50	893.75	\$1,866.94	148.96	1,367.17	1.39%
FEDERAL HOME LOAN BANK BO	3130ADN32	Federal Agency	2/11/2020	2.13%	50,000.00	\$49,908.50	\$49,659.00	-	93.50	\$49,752.50	-	\$0.00	88.54	330.55	2.14%
FEDERAL HOME LOAN MORTGAG	3137EAE7	Federal Agency	10/12/2018	0.88%	95,000.00	\$94,959.15	\$94,498.40	-	96.90	\$94,595.30	-	\$1,290.63	69.27	1,019.74	0.88%
FEDERAL HOME LOAN MTGE CO	3137EAEH8	Federal Agency	8/15/2019	1.38%	160,000.00	\$159,788.85	\$157,900.80	-	304.00	\$158,204.80	-	\$1,381.49	183.33	2,029.26	1.39%
FEDERAL NATL MTG ASSN NTS	3135G0T29	Federal Agency	2/28/2020	1.50%	70,000.00	\$69,955.20	\$68,747.00	-	163.80	\$68,910.80	-	\$1,612.50	87.50	1,146.88	1.52%
FEDERAL NATL MTGE ASSN NO	3135G0U27	Federal Agency	4/13/2021	2.50%	35,000.00	\$34,947.85	\$34,794.55	-	105.00	\$34,899.55	-	\$0.00	72.91	116.66	2.51%
FEDERATED GOVERNMENT OBLI	60934N80S	Money Market Funds	1/0/1900	0.00%	5,937.29	\$5,937.29	\$23,624.21	(17,686.92)	-	\$5,937.29	57.42	\$478.14	79.33	528.31	1.41%
FEDL HOME LOAN BANK BONDS	3130A8Y72	Federal Agency	8/5/2019	0.88%	140,000.00	\$139,731.20	\$137,362.40	-	256.20	\$137,618.60	-	\$1,925.00	102.09	1,255.15	0.89%
FEDL HOME LOAN BANK BONDS	3130ACE26	Federal Agency	9/28/2020	1.38%	50,000.00	\$49,839.50	\$48,552.00	-	183.50	\$48,735.50	-	\$423.96	57.29	544.27	1.41%
FEDL HOME LOAN MTG CORP N	3137EAE81	Federal Agency	7/19/2019	0.88%	80,000.00	\$79,806.40	\$78,568.80	-	164.80	\$78,733.60	-	\$1,071.88	58.33	678.85	0.89%
FEDL HOME LOAN MTG CORP N	3137EAE85	Federal Agency	1/17/2020	1.50%	30,000.00	\$29,967.90	\$29,507.70	-	56.40	\$29,564.10	-	\$1,883.33	37.50	923.33	1.52%
FEDL NATL MTG ASSN NOTES	3135G0T60	Federal Agency	7/30/2020	1.50%	50,000.00	\$49,848.50	\$48,796.50	-	179.00	\$48,975.50	-	\$1,037.29	62.50	1,289.37	1.53%
FHLMC REMIC SERIES K-721	3137BM6F6	Federal Agency	8/25/2022	3.09%	40,000.00	\$40,340.63	\$40,052.80	-	156.40	\$40,209.20	103.00	\$75.53	103.00	178.53	3.07%
FORD CREDIT AUTO OWN TR 2	34530VAD1	Asset-Backed Security	11/15/2019	1.16%	3,868.35	\$3,867.99	\$6,402.61	(2,548.06)	7.96	\$3,862.51	9.55	\$435.85	8.24	394.24	1.16%
FORD CREDIT AUTO OWN TR 2	34531EAD8	Asset-Backed Security	6/15/2021	1.67%	40,000.00	\$39,999.85	\$39,472.40	-	84.80	\$39,557.20	55.67	\$890.68	55.67	860.96	1.69%
GOLDMAN SACHS GROUP2:000	38141GVT8	Corporate Bonds/Notes	4/25/2019	2.00%	110,000.00	\$109,886.80	\$109,310.30	-	(18.70)	\$109,291.60	-	\$3,350.00	183.34	2,745.01	2.01%
HERSHEY CO 3:10% 5/15/202	427866BA5	Corporate Bonds/Notes	5/15/2021	3.10%	25,000.00	\$24,982.75	\$0.00	24,982.75	147.75	\$25,130.50	-	\$0.00	45.20	45.20	3.08%
HYUNDAI AUTO RECV TR 2017	44931PAD8	Asset-Backed Security	8/16/2021	1.76%	40,000.00	\$39,996.76	\$39,405.60	-	70.00	\$39,475.60	58.67	\$902.02	58.67	874.65	1.78%
IBM CREDIT CORP BONDS DTD	44932HAB9	Corporate Bonds/Notes	1/20/2021	1.80%	60,000.00	\$59,875.80	\$58,162.80	-	189.60	\$58,352.40	-	\$396.00	90.00	789.00	1.85%
INTER AMERN DEV BK GLOBAL	4581XOCX4	Supranationals	5/12/2020	1.63%	85,000.00	\$84,798.55	\$83,470.85	-	214.20	\$83,685.05	690.63	\$1,496.43	115.10	945.27	1.65%
INTERNATIONAL FIN CORP 2.	45950KCM0	Supranationals	1/25/2021	2.25%	50,000.00	\$49,853.00	\$49,343.50	-	147.00	\$49,490.50	-	\$0.00	93.75	393.75	2.27%
INTL FINANCE CORP 2:6350%	45950VLQ7	Supranationals	3/9/2021	2.64%	60,000.00	\$59,955.00	\$59,443.20	-	174.60	\$59,617.80	-	\$0.00	131.75	329.38	2.65%
JOHN DEERE CAP CORP2:875	24422EUD9	Corporate Bonds/Notes	3/12/2021	2.88%	35,000.00	\$34,976.20	\$34,773.90	-	106.75	\$34,880.65	-	\$0.00	83.86	218.03	2.88%
JOHN DEERE OWNER TR 2018	47788CAC6	Asset-Backed Security	4/18/2022	2.66%	10,000.00	\$9,999.28	\$9,951.30	-	6.10	\$9,957.40	22.17	\$55.42	22.17	67.24	2.67%
MORGAN STANLEY5:500% 07/	61747WAL3	Corporate Bonds/Notes	7/28/2021	5.50%	100,000.00	\$111,116.00	\$106,272.00	-	53.00	\$106,325.00	-	\$8,250.00	458.33	5,454.16	5.17%
NATIONAL RURAL UTIL COOP	63743HER9	Corporate Bonds/Notes	3/15/2021	2.90%	50,000.00	\$49,866.50	\$49,602.50	-	209.50	\$49,812.00	-	(\$106.74)	120.83	275.90	2.91%

**VENTURA REGIONAL SANITATION DISTRICT
CASH & CASH EQUIVALENT AND INVESTMENT REPORT
FOR THE MONTH ENDED MAY 31, 2018**

D. FUNDS/SECURITIES HELD WITH CUSTODIAN, UNION BANK OF CALIFORNIA	CUSIP	Fund Type	Maturity Date	Interest Rate	Par Value	Purchase price	Market Value Per Trustee **			Interest			Current Yield		
							Balance 4/30/2018	Purchases (Sales/Maturities)	Market Inc. or (Dec)	Balance 5/31/2018	Fiscal Year Received Month	Fiscal Year Received YTD		Fiscal Year Earned* Month	Fiscal Year Earned* YTD
NISSAN AUTO REC TR 2018-A	65478DAD9	Asset-Backed Security	5/16/2022	2.65%	25,000.00	\$24,997.14	\$24,891.50	-	38.25	\$24,929.75	55.21	\$141.70	55.21	171.14	2.66%
NISSAN AUTO RECV 2015-B A	65475WAD0	Asset-Backed Security	3/16/2020	1.34%	40,208.86	\$40,205.66	\$46,516.85	(6,524.36)	66.79	\$40,059.28	61.85	\$1,838.31	57.96	1,698.51	1.35%
NORDEN BK AB PUBL NY BRH	65590ASN7	CD-Negotiable	2/20/2020	2.72%	60,000.00	\$60,000.00	\$59,803.80	-	(101.40)	\$59,702.40	-	\$0.00	140.54	476.01	2.73%
PACCAR FINANCIAL CORPDTD	69371RN93	Corporate Bonds/Notes	3/1/2021	2.80%	30,000.00	\$29,985.30	\$29,831.70	-	(0.90)	\$29,830.80	-	\$0.00	70.00	219.33	2.82%
Federal National Mortgage Association	3135G0WJ8	Federal Agency	5/21/2018	0.88%	MATURITY		\$184,911.20	(185,000.00)	88.80	\$0.00	809.38	\$1,618.76	89.94	1,239.59	0.00%
Honda Auto Recv 2015-2 A-3	43813NAC0	Asset-Backed	2/21/2019	1.04%	PAYDOWN		\$8.80	(8.81)	0.01	\$0.00	0.01	\$362.97	0.01	326.62	0.00%
SCHWAB CHARLES NEWDTD 05	808513AW5	Corporate Bonds/Notes	5/21/2021	3.25%	35,000.00	\$34,998.95	\$0.00	34,998.95	200.90	\$35,199.85	-	\$0.00	28.43	28.43	3.23%
SKANDINAVISKA ENSKILDA BA	83050FT3	CD-Negotiable	8/2/2019	1.84%	70,000.00	\$69,972.70	\$69,437.20	-	(39.20)	\$69,398.00	-	\$651.16	110.91	1,076.91	1.86%
SUMITOMO MITSUI BKG CORP	86563YV0	CD-Negotiable	5/3/2019	2.05%	80,000.00	\$80,000.00	\$79,724.80	-	(39.20)	\$79,685.60	824.56	\$2,596.10	145.79	2,176.43	6.70%
SVENSKA HANDELSBANKEN AB	86958JHB8	CD-Negotiable	1/10/2019	1.89%	70,000.00	\$70,000.00	\$69,671.70	-	9.10	\$69,680.80	-	\$2,085.83	113.93	1,268.94	1.90%
TOYOTA AUTO RECV OWN TR 2	89237CAD3	Asset-Backed Security	5/15/2019	1.27%	8,183.82	\$8,183.82	\$5,388.67	(13,093.63)	15,882.24	\$8,177.38	(47.76)	\$892.10	(46.19)	794.99	1.27%
TOYOTA MOTOR CREDIT CORP	89236TDU6	Corporate Bonds/Notes	4/17/2020	1.95%	40,000.00	\$39,981.60	\$39,327.20	-	95.20	\$39,422.40	-	\$1,218.75	65.00	973.37	1.98%
UNITED STATES TREAS NTS 1	912828P4	U.S. T-Notes/Bonds	7/31/2022	1.88%	155,000.00	\$152,699.22	\$149,587.40	-	804.45	\$150,391.85	-	\$213.24	248.88	1,184.67	1.93%
UNITED STATES TREAS NTS 1	912828W9	U.S. T-Notes/Bonds	9/30/2022	1.88%	140,000.00	\$136,046.09	\$134,864.80	-	771.40	\$135,636.20	-	(\$28.69)	222.34	415.99	1.93%
UNITED STATES TREAS NTS 1	912828F62	U.S. T-Notes/Bonds	10/31/2019	1.50%	335,000.00	\$336,596.09	\$330,460.75	-	572.85	\$331,033.60	-	\$7,762.50	423.30	6,430.43	1.52%
UNITED STATES TREAS NTS 1	912828H86	U.S. T-Notes/Bonds	1/31/2022	1.50%	90,000.00	\$88,519.92	\$86,115.60	-	414.90	\$86,530.50	-	\$1,377.04	115.61	1,828.29	1.56%
UNITED STATES TREAS NTS 1	912828L32	U.S. T-Notes/Bonds	8/31/2020	1.38%	370,000.00	\$375,867.00	\$360,143.20	-	1,098.90	\$361,242.10	-	\$9,779.82	428.56	6,239.93	1.41%
UNITED STATES TREAS NTS 1	912828N48	U.S. T-Notes/Bonds	12/31/2020	1.75%	60,000.00	\$61,886.72	\$58,699.20	-	183.00	\$58,882.20	-	\$525.00	89.92	959.95	1.78%
UNITED STATES TREAS NTS 1	912828Q78	U.S. T-Notes/Bonds	4/30/2021	1.38%	65,000.00	\$63,714.45	\$66,737.50	(24,096.68)	254.48	\$62,895.30	9.34	\$5,064.56	83.69	3,926.07	1.42%
UNITED STATES TREAS NTS 1	912828S76	U.S. T-Notes/Bonds	7/31/2021	1.13%	45,000.00	\$43,788.87	\$42,837.75	-	202.50	\$43,040.25	-	\$312.18	43.35	481.39	1.18%
UNITED STATES TREAS NTS 1	912828T67	U.S. T-Notes/Bonds	10/31/2021	1.25%	140,000.00	\$136,834.77	\$133,289.80	-	634.20	\$133,924.00	-	\$1,914.40	147.42	1,855.98	1.31%
UNITED STATES TREAS NTS 1	912828TR1	U.S. T-Notes/Bonds	9/30/2019	1.00%	35,000.00	\$34,533.79	\$34,317.85	-	75.25	\$34,393.10	-	\$1,361.48	29.64	553.55	1.02%
UNITED STATES TREAS NTS 1	912828U99	U.S. T-Notes/Bonds	12/31/2018	1.25%	225,000.00	\$223,734.38	\$0.00	223,734.38	104.62	\$223,839.00	(1,095.48)	(\$1,095.48)	85.45	85.45	1.26%
UNITED STATES TREAS NTS 1	912828W22	U.S. T-Notes/Bonds	2/15/2020	1.38%	155,000.00	\$154,993.94	\$152,020.90	-	351.85	\$152,372.75	-	\$865.36	182.51	1,489.43	1.40%
UNITED STATES TREAS NTS 1	912828W55	U.S. T-Notes/Bonds	2/28/2022	1.88%	85,000.00	\$84,604.88	\$82,403.25	-	375.70	\$82,778.95	-	\$289.28	134.25	692.04	1.93%
UNITED STATES TREAS NTS 1	912828WD8	U.S. T-Notes/Bonds	10/31/2018	1.25%	180,000.00	\$179,353.12	\$179,283.60	-	118.80	\$179,402.40	-	\$1,024.86	189.54	1,220.51	1.25%
UNITED STATES TREAS NTS 2	912828S7	U.S. T-Notes/Bonds	1/31/2020	2.00%	55,000.00	\$54,838.87	\$54,574.85	-	88.00	\$54,662.85	-	(\$3.04)	94.19	364.63	2.01%
UNITED STATES TREAS NTS 2	912828B90	U.S. T-Notes/Bonds	2/28/2021	2.00%	25,000.00	\$25,903.32	\$24,578.25	-	82.00	\$24,660.25	-	\$2,751.63	42.12	1,708.15	2.03%
UNITED STATES TREAS NTS 2	912828D72	U.S. T-Notes/Bonds	8/31/2021	2.00%	235,000.00	\$235,706.84	\$229,860.55	-	925.90	\$230,786.45	-	\$7,350.00	395.93	5,195.39	2.04%
UNITED STATES TREAS NTS 2	912828U81	U.S. T-Notes/Bonds	12/31/2021	2.00%	265,000.00	\$265,867.77	\$258,446.55	-	1,107.70	\$259,554.25	-	\$1,968.32	453.87	4,177.98	2.04%
UNITED STATES TREAS NTS 2	912828VP2	U.S. T-Notes/Bonds	7/31/2020	2.00%	90,000.00	\$93,079.69	\$88,934.40	-	218.70	\$89,153.10	-	\$5,665.76	154.14	2,304.70	2.02%
WALT DISNEY COMPANY1.950	25468PDP8	Corporate Bonds/Notes	3/4/2020	1.95%	15,000.00	\$14,996.10	\$14,763.45	-	55.95	\$14,819.40	-	\$483.71	24.37	336.37	1.97%
WESTPAC BKG CORP NY BRH I	96121T4A3	CD-Negotiable	8/3/2020	2.05%	65,000.00	\$65,000.00	\$64,130.95	-	(147.55)	\$63,983.40	-	\$666.25	111.04	1,088.21	2.08%
							FY2018 Maturities, Sales, Interest & Calls Prior to 05/2018								
							VRSD - BAILLARD TOTAL								
							\$5,895,226.30			(\$12,551.46)			\$29,157.59		
							\$5,905,620.94			\$5,802,987.27			\$3,330.80		
							\$5,819,593.40			\$127,540.34			\$9,070.41		
													7,995.27		
													\$107,267.08		

See page 11 of 11 for securities sold or matured for the month ended May 31, 2018.

**VENTURA REGIONAL SANITATION DISTRICT
CASH & CASH EQUIVALENT AND INVESTMENT REPORT
FOR THE MONTH ENDED MAY 31, 2018**

D. FUNDS/SECURITIES HELD WITH CUSTODIAN, UNION BANK OF CALIFORNIA		CUSIP	Fund Type	Maturity Date	Interest Rate	Par Value	Purchase price	Market Value Per Trustee **			Interest			Current Yield		
								Balance 4/30/2018	Purchases (Sales/Maturities)	Market Inc. or (Dec)	Balance 5/31/2018	Fiscal Year Received Month	Fiscal Year Received YTD		Fiscal Year Earned* Month	Fiscal Year Earned* YTD
VRSD - COASTAL																
	ALLY AUTO RECV TR 2017-2	02007HAC5	Asset-Backed Security	8/16/2021	1.78%	50,000.00	\$49,994.11	\$49,489.50	-	58.50	\$49,548.00	74.17	\$1,112.51	74.17	1,072.96	1.80%
	AMERICAN EXPRESS CREDIT 2	0258M0EE5	Corporate Bonds/Notes	3/3/2020	2.20%	60,000.00	\$59,937.60	\$59,243.40	-	16.80	\$59,260.20	-	\$1,980.00	110.00	1,437.34	2.23%
	AMERICAN HONDA FINANCE GM	02665WCD1	Corporate Bonds/Notes	2/12/2021	2.65%	40,000.00	\$39,944.00	\$39,607.20	-	279.60	\$39,886.80	-	\$0.00	88.34	312.12	2.66%
	BANK MONTREAL CHICAGO BRH	06427KRC3	CD-Negotiable	2/7/2019	1.88%	80,000.00	\$80,000.00	\$79,908.80	-	(30.40)	\$79,878.40	-	\$2,285.77	129.51	1,538.47	1.88%
	BANK NOVA SCOTIA HOUSTON	06417GUE6	CD-Negotiable	4/5/2019	1.91%	60,000.00	\$60,000.00	\$59,670.00	-	(7.80)	\$59,662.20	-	\$1,786.38	98.69	1,397.49	1.92%
	BANK TOKYO-MITSUBISHI LTD	06539RGM3	CD-Negotiable	9/25/2019	2.07%	40,000.00	\$40,000.00	\$39,630.40	-	(29.60)	\$39,600.80	-	\$0.00	71.30	568.10	2.09%
	BB&T CORP SR MEDIUM TERM	05531FAX1	Corporate Bonds/Notes	4/1/2022	2.75%	60,000.00	\$60,453.00	\$58,665.00	-	150.60	\$58,815.60	-	\$2,639.24	137.50	1,959.38	2.81%
	CALIFORNIA ST FEDERALLY T	13063DDF2	Municipal Bonds	10/1/2022	2.50%	40,000.00	\$40,557.20	\$39,140.00	-	(22.40)	\$39,117.60	-	\$430.56	83.33	597.22	2.56%
	CALIFORNIA ST FEDERALLY T	13063DGA0	Municipal Bonds	4/1/2021	2.80%	50,000.00	\$50,002.00	\$49,946.50	-	4.00	\$49,950.50	-	\$0.00	116.67	140.00	2.80%
	CATERPILLAR FINANCIAL SER	14913Q2A6	Corporate Bonds/Notes	9/4/2020	1.85%	35,000.00	\$34,970.60	\$34,099.80	-	102.55	\$34,202.35	-	\$318.35	53.95	474.82	1.89%
	CITIBANK CCIT 2017-A9 NT	17305EGH2	Asset-Backed Security	9/20/2021	1.80%	50,000.00	\$49,996.27	\$49,357.00	-	71.00	\$49,428.00	-	\$420.00	75.00	597.50	1.82%
	CITIGROUP INC2.050% 12/0	172967KE0	Corporate Bonds/Notes	12/7/2018	2.05%	55,000.00	\$54,992.30	\$84,749.25	(29,925.00)	50.35	\$54,874.60	281.88	\$1,153.13	129.83	1,458.91	2.05%
	CNH EQUIPMENT TR 2017-A A	12636WAB2	Asset-Backed Security	7/15/2020	1.64%	29,646.84	\$29,645.70	\$31,470.37	(1,945.48)	15.22	\$29,540.11	43.18	\$1,096.55	41.76	1,037.98	1.65%
	DEERE JOHN CAP CORP MTNS	24422ETL3	Corporate Bonds/Notes	1/6/2022	2.65%	30,000.00	\$29,867.70	\$29,427.30	-	163.80	\$29,591.10	-	\$1,126.25	66.25	737.95	2.69%
	FANNIE MAE SERIES 2015-M1	3136AQSW1	Federal Agency	1/25/2019	1.90%	16,835.04	\$17,003.38	\$18,879.81	(2,119.83)	17.32	\$16,777.30	32.33	\$1,375.63	28.97	1,164.99	1.90%
	FANNIEMAE-ACESEPASS THRU	3136B1XP4	Federal Agency	9/25/2021	3.56%	40,000.00	\$40,795.64	\$40,633.60	-	72.80	\$40,706.40	118.67	\$3.96	118.67	122.63	3.50%
	FED NATL MTGE ASSN ACES	3136AQDQ0	Federal Agency	9/25/2019	1.65%	17,272.05	\$17,445.00	\$18,788.83	(1,637.80)	22.40	\$17,173.43	25.94	\$925.92	23.70	826.62	1.66%
	FEDERAL HOME LN MTG CORP	3137EAEF2	Federal Agency	4/20/2020	1.38%	20,000.00	\$19,931.60	\$19,561.20	-	51.00	\$19,612.20	-	\$992.29	22.91	752.42	1.40%
	FEDERAL HOME LOAN BANK BO	3130ABF92	Federal Agency	5/28/2019	1.38%	90,000.00	\$89,902.40	\$89,080.20	-	123.30	\$89,203.50	618.75	\$1,292.50	103.13	975.30	1.39%
	FEDERAL HOME LOAN BANK BO	3130ADN32	Federal Agency	2/11/2020	2.13%	35,000.00	\$34,935.95	\$34,761.30	-	65.45	\$34,826.75	-	\$0.00	61.98	231.39	2.14%
	FEDERAL HOME LOAN BANKS 1	3130AAE46	Federal Agency	1/16/2019	1.25%	50,000.00	\$49,998.00	\$49,673.00	-	31.00	\$49,704.00	-	\$1,183.33	52.08	701.55	1.26%
	FEDERAL HOME LOAN MTGE CO	3137EAEH8	Federal Agency	8/15/2019	1.38%	60,000.00	\$59,930.30	\$59,212.80	-	114.00	\$59,326.80	-	\$561.46	68.75	804.38	1.39%
	FEDERAL NATL MTG ASSN 1.6	3135G0YT4	Federal Agency	11/27/2018	1.63%	55,000.00	\$55,522.50	\$54,869.65	-	3.30	\$54,872.95	446.88	\$893.76	74.49	734.88	1.63%
	FEDERAL NATL MTG ASSN NTS	3135G0T29	Federal Agency	2/28/2020	1.50%	50,000.00	\$49,968.00	\$49,105.00	-	117.00	\$49,222.00	-	\$1,125.00	62.50	810.41	1.52%
	FEDERAL NATL MTGE ASSN NO	3135G0J53	Federal Agency	2/26/2019	1.00%	40,000.00	\$39,905.60	\$39,600.80	-	32.00	\$39,632.80	-	\$876.67	33.33	582.91	1.01%
	FEDERAL NATL MTGE ASSN NO	3135G0U27	Federal Agency	4/13/2021	2.50%	25,000.00	\$24,962.75	\$24,853.25	-	75.00	\$24,928.25	-	\$0.00	52.08	83.33	2.51%
	FEDERATED GOVERNMENT OBLI	60934N80S	Money Market Funds	1/0/1900	0.00%	8,593.10	\$8,593.10	\$10,435.05	(1,841.95)	(0.00)	\$8,593.10	33.12	\$333.66	13.27	324.40	1.41%
	FEDL HOME LOAN BANK BONDS	3130A8Y72	Federal Agency	8/5/2019	0.88%	100,000.00	\$99,808.00	\$98,116.00	-	183.00	\$98,299.00	-	\$1,312.50	72.92	884.73	0.89%
	FEDL HOME LOAN BANK BONDS	3130ACE26	Federal Agency	9/28/2020	1.38%	50,000.00	\$49,839.50	\$48,552.00	-	183.50	\$48,735.50	-	\$423.96	57.29	544.27	1.41%
	FEDL HOME LOAN MTG CORP N	3137EAEB1	Federal Agency	7/19/2019	0.88%	50,000.00	\$49,879.00	\$49,105.50	-	103.00	\$49,208.50	-	\$678.13	36.46	425.11	0.89%
	FEDL HOME LOAN MTG CORP N	3137EAE55	Federal Agency	1/17/2020	1.50%	25,000.00	\$24,973.25	\$24,589.75	-	47.00	\$24,636.75	-	\$1,419.58	31.25	704.99	1.52%
	FHLMC REMIC SERIES K-721	3137BM6P6	Federal Agency	8/25/2022	3.09%	35,000.00	\$35,298.05	\$35,046.20	-	136.85	\$35,183.05	90.13	\$66.10	90.13	156.23	3.07%
	FORD CREDIT AUTO OWN TR 2	34530VAD1	Asset-Backed Security	11/15/2019	1.16%	3,165.77	\$3,165.48	\$5,114.79	(1,960.04)	6.24	\$3,160.99	7.34	\$325.63	6.33	294.96	1.16%
	FORD CREDIT AUTO OWN TR 2	34531EAD8	Asset-Backed Security	6/15/2021	1.67%	25,000.00	\$24,999.91	\$24,670.25	-	53.00	\$24,723.25	34.79	\$591.44	34.79	569.18	1.69%
	GOLDMAN SACHS GROUP2.000	38141GVT8	Corporate Bonds/Notes	4/25/2019	2.00%	75,000.00	\$74,952.00	\$74,529.75	-	(12.75)	\$74,517.00	-	\$2,250.00	125.00	1,850.00	2.01%
	HERSHEY CO 3.10% 5/15/202	427866BA5	Corporate Bonds/Notes	5/15/2021	3.10%	25,000.00	\$24,982.75	\$0.00	24,982.75	147.75	\$25,130.50	-	\$0.00	45.20	45.20	3.08%
	HYUNDAI AUTO RECV TR 2017	44931PAD8	Asset-Backed Security	8/16/2021	1.76%	25,000.00	\$24,997.97	\$24,628.50	-	43.75	\$24,672.25	36.67	\$623.37	36.67	599.91	1.78%
	IBM CREDIT CORP BONDS2TD	44932HAB9	Corporate Bonds/Notes	1/20/2021	1.80%	50,000.00	\$49,896.50	\$48,469.00	-	158.00	\$48,627.00	-	\$330.00	75.00	657.50	1.85%
	INTER AMERN DEV BK GLOBAL	4581X0CX4	Supranationals	5/12/2020	1.63%	60,000.00	\$59,857.80	\$58,920.60	-	151.20	\$59,071.80	487.50	\$1,056.30	81.25	662.01	1.65%
	INTER AMERN DEV BK GLOBAL	4581X0DB1	Supranationals	4/19/2021	2.63%	40,000.00	\$39,912.00	\$39,783.20	-	119.20	\$39,902.40	-	\$0.00	87.50	122.50	2.63%
	INTERNATIONAL FIN CORP 2.	45950KCM0	Supranationals	1/25/2021	2.25%	30,000.00	\$29,911.80	\$29,606.10	-	88.20	\$29,694.30	-	\$0.00	56.25	236.25	2.27%
	INTL FINANCE CORP 2.6350%	45950VLQ7	Supranationals	3/9/2021	2.64%	40,000.00	\$39,970.00	\$39,628.80	-	116.40	\$39,745.20	-	\$0.00	87.83	219.58	2.65%
	JOHN DEERE CAP CORP2.875	24422EUD9	Corporate Bonds/Notes	3/12/2021	2.88%	30,000.00	\$29,979.60	\$29,806.20	-	91.50	\$29,897.70	-	\$0.00	71.87	186.87	2.88%

**VENTURA REGIONAL SANITATION DISTRICT
CASH & CASH EQUIVALENT AND INVESTMENT REPORT
FOR THE MONTH ENDED MAY 31, 2018**

D. FUNDS/SECURITIES HELD WITH CUSTODIAN, UNION BANK OF CALIFORNIA	CUSIP	Fund Type	Maturity Date	Interest Rate	Par Value	Purchase price	Market Value Per Trustee **			Interest			Current Yield		
							Balance 4/30/2018	Purchases (Sales/Maturities)	Market Inc. or (Dec)	Balance 5/31/2018	Fiscal Year Received YTD	Fiscal Year Received Month		Fiscal Year Earned* YTD	
JOHN DEERE OWNER TR 2018	47788CAC6	Asset-Backed Security	4/18/2022	2.66%	10,000.00	\$9,999.28	\$9,951.30	-	6.10	\$9,957.40	22.17	\$55.42	22.17	67.24	2.67%
MORGAN STANLEY 5.500% 07/	61747WAL3	Corporate Bonds/Notes	7/28/2021	5.50%	75,000.00	\$83,337.00	\$79,704.00	-	39.75	\$79,743.75	-	\$6,325.00	343.75	4,111.24	5.17%
NATIONAL RURAL UTIL COOP	63743HER9	Corporate Bonds/Notes	3/15/2021	2.90%	45,000.00	\$44,856.45	\$44,642.25	-	188.55	\$44,830.80	-	(\$128.08)	108.75	216.30	2.91%
NISSAN AUTO REC TR 2018-A	65478DAD9	Asset-Backed Security	5/16/2022	2.65%	20,000.00	\$19,997.71	\$19,913.20	-	30.60	\$19,943.80	44.17	\$113.37	44.17	136.93	2.66%
NISSAN AUTO REC 2015-B A	65475WAD0	Asset-Backed Security	3/16/2020	1.34%	28,755.61	\$28,753.33	\$33,118.43	(4,516.87)	47.08	\$28,648.64	42.82	\$1,197.20	40.13	1,110.13	1.35%
NORDEN BK AB PUBL NY BRH	65590ASN7	CD-Negotiable	2/20/2020	2.72%	50,000.00	\$50,000.00	\$49,836.50	-	(84.50)	\$49,752.00	-	\$0.00	117.11	396.67	2.73%
PACCAR FINANCIAL CORPDTD	69371RN93	Corporate Bonds/Notes	3/1/2021	2.80%	20,000.00	\$19,990.20	\$19,887.80	-	(0.60)	\$19,887.20	-	\$0.00	46.67	146.23	2.82%
Federal National Mortgage Association	3135G0WJ8	Federal Agency	5/21/2018	0.88%	MATURITY		\$89,956.80	(90,000.00)	43.20	\$0.00	393.75	\$787.50	43.75	617.35	0.00%
Honda Auto Recv 2015-2 A-3	43813NAC0	Asset-Backed	2/21/2019	1.04%	PAYDOWN		\$6.59	(6.59)	-	\$0.00	0.01	\$272.25	0.01	244.99	0.00%
SCHWAB CHARLES NEWDTD 05	808513AW5	Corporate Bonds/Notes	5/21/2021	3.25%	25,000.00	\$24,999.25	\$0.00	24,999.25	143.50	\$25,142.75	-	\$0.00	20.31	20.31	3.23%
SKANDINAVISKA ENSKILDA BA	83050FXT3	CD-Negotiable	8/2/2019	1.84%	50,000.00	\$49,980.50	\$49,598.00	-	(28.00)	\$49,570.00	-	\$465.11	79.23	769.23	1.86%
SUMITOMO MITSUI BKG CORP	86563YVN0	CD-Negotiable	5/3/2019	2.05%	50,000.00	\$50,000.00	\$49,828.00	-	(24.50)	\$49,803.50	515.35	\$1,557.43	91.11	1,315.42	6.70%
SVENSKA HANDELSBANKEN AB	86958JHB8	CD-Negotiable	1/10/2019	1.89%	60,000.00	\$60,000.00	\$59,718.60	-	7.80	\$59,726.40	-	\$1,707.30	97.65	1,083.60	1.90%
TOYOTA AUTO REC V OWN TR 2	89237CAD3	Asset-Backed Security	5/15/2019	1.27%	6,295.34	\$6,295.31	\$4,810.72	(10,071.95)	11,551.53	\$6,290.30	(31.76)	\$658.95	(30.95)	588.51	1.27%
TOYOTA MOTOR CREDIT CORP	89236TDU6	Corporate Bonds/Notes	4/17/2020	1.95%	30,000.00	\$29,986.20	\$29,495.40	-	71.40	\$29,566.80	-	\$877.50	48.75	708.50	1.98%
UNITED STATES TREAS NTS 1	9128282P4	U.S. T-Notes/Bonds	7/31/2022	1.88%	70,000.00	\$68,960.94	\$67,555.60	-	363.30	\$67,918.90	-	\$96.30	112.39	535.00	1.93%
UNITED STATES TREAS NTS 1	9128282W9	U.S. T-Notes/Bonds	9/30/2022	1.88%	135,000.00	\$131,187.30	\$130,048.20	-	743.85	\$130,792.05	-	(\$27.66)	214.40	401.14	1.93%
UNITED STATES TREAS NTS 1	912828F62	U.S. T-Notes/Bonds	10/31/2019	1.50%	220,000.00	\$221,052.35	\$217,019.00	-	376.20	\$217,395.20	-	\$5,025.00	277.99	4,174.73	1.52%
UNITED STATES TREAS NTS 1	912828H86	U.S. T-Notes/Bonds	1/31/2022	1.50%	45,000.00	\$44,259.96	\$43,057.80	-	207.45	\$43,265.25	-	\$775.50	57.81	1,001.13	1.56%
UNITED STATES TREAS NTS 1	912828L32	U.S. T-Notes/Bonds	8/31/2020	1.38%	320,000.00	\$324,568.15	\$311,475.20	-	950.40	\$312,425.60	-	\$7,388.16	370.65	5,053.27	1.41%
UNITED STATES TREAS NTS 1	912828L57	U.S. T-Notes/Bonds	9/30/2022	1.75%	140,000.00	\$137,763.28	\$134,132.60	-	765.80	\$134,898.40	-	\$814.42	207.51	1,229.44	1.82%
UNITED STATES TREAS NTS 1	912828N48	U.S. T-Notes/Bonds	12/31/2020	1.75%	50,000.00	\$51,572.26	\$48,916.00	-	152.50	\$49,068.50	-	\$437.50	74.93	800.14	1.78%
UNITED STATES TREAS NTS 1	912828Q78	U.S. T-Notes/Bonds	4/30/2021	1.38%	60,000.00	\$58,814.06	\$81,918.75	(24,096.68)	235.13	\$58,057.20	9.34	\$3,930.94	77.90	3,076.05	1.42%
UNITED STATES TREAS NTS 1	912828S76	U.S. T-Notes/Bonds	7/31/2021	1.13%	35,000.00	\$34,058.01	\$33,318.25	-	157.50	\$33,475.75	-	\$240.39	33.72	372.00	1.18%
UNITED STATES TREAS NTS 1	912828T67	U.S. T-Notes/Bonds	10/31/2021	1.25%	120,000.00	\$117,041.40	\$114,248.40	-	543.60	\$114,792.00	-	\$1,675.44	126.36	1,595.28	1.31%
UNITED STATES TREAS NTS 1	912828U99	U.S. T-Notes/Bonds	12/31/2018	1.25%	110,000.00	\$109,381.25	\$0.00	109,381.06	51.34	\$109,432.40	(535.57)	(\$535.57)	41.77	41.77	1.26%
UNITED STATES TREAS NTS 1	912828W22	U.S. T-Notes/Bonds	2/15/2020	1.38%	125,000.00	\$124,990.24	\$122,597.50	-	283.75	\$122,881.25	-	\$703.95	147.19	1,207.23	1.40%
UNITED STATES TREAS NTS 1	912828W55	U.S. T-Notes/Bonds	2/28/2022	1.88%	55,000.00	\$54,744.34	\$53,319.75	-	243.10	\$53,562.85	-	\$182.07	86.87	442.68	1.93%
UNITED STATES TREAS NTS 1	912828WD8	U.S. T-Notes/Bonds	10/31/2018	1.25%	200,000.00	\$199,281.26	\$199,204.00	-	132.00	\$199,336.00	-	\$1,136.74	210.60	1,354.13	1.25%
UNITED STATES TREAS NTS 2	912828S37	U.S. T-Notes/Bonds	1/31/2020	2.00%	35,000.00	\$34,897.46	\$34,729.45	-	56.00	\$34,785.45	-	(\$1.93)	59.94	232.04	2.01%
UNITED STATES TREAS NTS 2	912828D72	U.S. T-Notes/Bonds	8/31/2021	2.00%	180,000.00	\$180,541.41	\$176,063.40	-	709.20	\$176,772.60	-	\$5,550.00	303.26	3,952.99	2.04%
UNITED STATES TREAS NTS 2	912828U81	U.S. T-Notes/Bonds	12/31/2021	2.00%	80,000.00	\$80,971.87	\$78,021.60	-	334.40	\$78,356.00	-	\$800.00	137.02	1,463.13	2.04%
FY2018 Maturities, Sales, Interest & Calls Prior to 05/2018													17,143.87	8,692.99	
VRSD - COASTAL TOTAL													\$2,791.61	\$6,600.82	\$76,762.53
4,300,563.75													\$4,230,518.74	\$21,460.06	\$4,243,219.67
\$4,303,959.08													(\$8,759.13)	\$4,243,219.67	\$92,214.00

See page 11 of 11 for securities sold or matured for the month ended May 31, 2018.

**VENTURA REGIONAL SANITATION DISTRICT
CASH & CASH EQUIVALENT AND INVESTMENT REPORT
FOR THE MONTH ENDED MAY 31, 2018**

D. FUNDS/SECURITIES HELD WITH CUSTODIAN, UNION BANK OF CALIFORNIA	CUSIP	Fund Type	Maturity Date	Interest Rate	Par Value	Purchase price	Market Value Per Trustee **			Interest			Current Yield		
							Balance 4/30/2018	Purchases (Sales/Maturities)	Market Inc. or (Dec)	Balance 5/31/2018	Fiscal Year Received Month	Fiscal Year Received YTD		Fiscal Year Earned* Month	Fiscal Year Earned* YTD
VRSD - TOLAND															
ALLY AUTO RECV TR 2017-2	02007HAC5	Asset-Backed Security	8/16/2021	1.78%	160,000.00	\$159,981.13	\$158,366.40	-	187.20	\$158,553.60	237.33	\$2,313.99	237.33	2,353.55	1.80%
AMERICAN EXPRESS CREDIT 2	0258M0EE5	Corporate Bonds/Notes	3/3/2020	2.20%	165,000.00	\$164,828.40	\$162,919.35	-	46.20	\$162,965.55	-	\$2,970.00	-	3,100.16	2.23%
AMERICAN HONDA FINANCE BO	02665WBG5	Corporate Bonds/Notes	9/9/2021	1.70%	100,000.00	\$99,317.00	\$95,352.00	-	514.00	\$95,866.00	-	\$1,700.00	-	1,558.34	1.77%
BB&T CORP SR MEDIUM TERM	05531FAX1	Corporate Bonds/Notes	4/1/2022	2.75%	200,000.00	\$201,510.00	\$195,550.00	-	502.00	\$196,052.00	-	\$4,709.38	-	4,594.79	2.81%
BANK NOVA SCOTIA HOUSTON	06417GUE6	CD-Negotiable	4/5/2019	1.91%	200,000.00	\$200,000.00	\$198,900.00	-	(26.00)	\$198,874.00	-	\$3,234.80	-	3,223.66	1.92%
BANK MONTREAL CHICAGO BRH	06427KRC3	CD-Negotiable	2/7/2019	1.88%	85,000.00	\$85,000.00	\$84,903.10	-	(32.30)	\$84,870.80	-	\$799.00	-	1,305.04	1.88%
BANK TOKYO-MITSUBISHI LTD	06539RGM3	CD-Negotiable	9/25/2019	2.07%	130,000.00	\$130,000.00	\$128,798.80	-	(96.20)	\$128,702.60	-	\$0.00	-	1,846.32	2.09%
BNP PARIBASDISC COML PAP	09659CKK3	Commercial Paper	10/19/2018	0.00%	250,000.00	\$246,189.17	\$247,127.50	-	597.50	\$247,725.00	-	\$0.00	-	-	2.08%
CNH EQUIPMENT TR 2017-A A	12636WAB2	Asset-Backed Security	7/15/2020	1.64%	86,245.33	\$86,242.02	\$91,550.16	(5,659.58)	44.27	\$85,934.85	125.61	\$1,720.80	125.61	1,716.71	1.65%
CALIFORNIA ST FEDERALLY T	13063DDF2	Municipal Bonds	10/1/2022	2.50%	130,000.00	\$131,810.90	\$127,205.00	-	(72.80)	\$127,132.20	-	\$1,399.31	-	1,940.97	2.56%
CALIFORNIA ST FEDERALLY T	13063DGA0	Municipal Bonds	4/1/2021	2.80%	150,000.00	\$150,006.00	\$149,839.50	-	12.00	\$149,851.50	-	\$0.00	-	420.00	2.80%
CATERPILLAR FINANCIAL SER	14913QZAE	Corporate Bonds/Notes	9/4/2020	1.85%	95,000.00	\$94,920.20	\$92,556.60	-	278.35	\$92,834.95	-	\$864.10	-	1,288.82	1.89%
CATERPILLAR FINL SER2.90	14913QZG3	Corporate Bonds/Notes	3/15/2021	2.90%	35,000.00	\$34,981.10	\$34,879.60	-	(3.85)	\$34,875.75	-	\$0.00	-	214.27	2.91%
CITIGROUP INC2.050% 12/0	172967KE0	Corporate Bonds/Notes	12/7/2018	2.05%	185,000.00	\$184,974.10	\$264,218.25	(79,800.00)	159.95	\$184,578.20	751.67	\$3,467.92	751.67	5,061.79	2.05%
CITIBANK CCIT 2017-A9 NT	17305EGH2	Asset-Backed Security	9/20/2021	1.80%	155,000.00	\$154,988.46	\$153,006.70	-	220.10	\$153,226.80	-	\$1,302.00	-	1,852.25	1.82%
CREDIT SUISSE NEW YORK BR	22549LFR1	CD-Negotiable	2/7/2020	2.67%	130,000.00	\$130,000.00	\$130,347.10	-	(263.90)	\$130,083.20	-	\$0.00	-	1,089.51	2.67%
DEERE JOHN CAP CORP MTNS	24422ETL3	Corporate Bonds/Notes	1/6/2022	2.65%	85,000.00	\$84,625.15	\$83,377.35	-	464.10	\$83,841.45	-	\$1,921.25	-	2,055.59	2.69%
JOHN DEERE CAP CORP2.875	24422EUD9	Corporate Bonds/Notes	3/12/2021	2.88%	80,000.00	\$79,945.60	\$79,483.20	-	244.00	\$79,727.20	-	\$0.00	-	498.34	2.88%
FEDL HOME LOAN BANK BONDS	3130A8Y72	Federal Agency	8/5/2019	0.88%	350,000.00	\$349,328.00	\$343,406.00	-	640.50	\$344,046.50	-	\$2,625.00	-	2,724.66	0.89%
FEDERAL HOME LOAN BANKS 1	3130AAE46	Federal Agency	1/16/2019	1.25%	220,000.00	\$219,991.20	\$218,561.20	-	136.40	\$218,697.60	-	\$2,571.88	-	2,629.17	1.26%
FEDERAL HOME LOAN BANK BO	3130ABF92	Federal Agency	5/28/2019	1.38%	170,000.00	\$169,974.70	\$366,218.60	(197,930.00)	206.90	\$168,495.50	2,345.14	\$5,115.00	2,345.14	4,601.09	1.39%
FEDL HOME LOAN BANK BONDS	3130ACE26	Federal Agency	9/28/2020	1.38%	160,000.00	\$159,486.40	\$155,366.40	-	587.20	\$155,953.60	-	\$1,180.21	-	1,565.22	1.41%
FEDERAL HOME LOAN BANK BO	3130ADN32	Federal Agency	2/11/2020	2.13%	110,000.00	\$109,798.70	\$109,249.80	-	205.70	\$109,455.50	-	\$0.00	-	727.22	2.14%
FEDERAL NATL MTGE ASSN NO	3135G0J53	Federal Agency	2/26/2019	1.00%	280,000.00	\$279,339.20	\$277,205.60	-	224.00	\$277,429.60	-	\$2,500.00	-	2,475.00	1.01%
FEDERAL NATL MTG ASSN NTS	3135G0T29	Federal Agency	2/28/2020	1.50%	115,000.00	\$114,926.40	\$112,941.50	-	269.10	\$113,210.60	-	\$1,350.00	-	1,458.33	1.52%
FEDL NATL MTG ASSN NOTES	3135G0T60	Federal Agency	7/30/2020	1.50%	40,000.00	\$39,878.80	\$39,037.20	-	143.20	\$39,180.40	-	\$1,922.09	-	2,123.76	1.53%
FEDERAL NATL MTGE ASSN NO	3135G0U27	Federal Agency	4/13/2021	2.50%	65,000.00	\$64,903.15	\$64,618.45	-	195.00	\$64,813.45	-	\$0.00	-	216.66	2.51%
FEDERAL NATL MTG ASSN 1.6	3135G0Y74	Federal Agency	11/27/2018	1.63%	55,000.00	\$55,522.50	\$54,869.65	-	3.30	\$54,872.95	446.88	\$893.76	446.88	903.70	1.63%
FED NATL MTGE ASSN ACCESS	3136AQDQ0	Federal Agency	9/25/2019	1.65%	44,907.38	\$45,357.06	\$48,850.99	(4,258.27)	58.24	\$44,650.96	67.44	\$1,173.10	67.44	1,167.01	1.66%
FANNIE MAE SERIES 2015-M1	3136AQSW1	Federal Agency	1/25/2019	1.90%	50,505.12	\$51,010.16	\$56,639.43	(6,359.49)	51.95	\$50,331.89	96.98	\$1,914.65	96.98	1,757.27	1.90%
FANNIEMAE-ACESPASS THRU	3136B1XP4	Federal Agency	9/25/2021	3.56%	95,000.00	\$96,889.65	\$96,504.80	-	172.90	\$96,677.70	281.83	\$9.39	281.83	291.22	3.50%
FLHMC REMIC SERIES K-721	3137BM6P6	Federal Agency	8/25/2022	3.09%	105,000.00	\$105,894.14	\$105,138.60	-	410.55	\$105,549.15	270.38	\$198.28	270.38	468.66	3.07%
FEDL HOME LOAN MTG CORP N	3137EAEB1	Federal Agency	7/19/2019	0.88%	175,000.00	\$174,576.50	\$171,869.25	-	360.50	\$172,229.75	-	\$1,290.63	-	1,379.58	0.89%
FEDERAL HOME LOAN MORTGAG	3137EAE77	Federal Agency	10/12/2018	0.88%	75,000.00	\$74,967.75	\$74,604.00	-	76.50	\$74,680.50	-	\$1,249.32	-	1,117.83	0.88%
FEDL HOME LOAN MTG CORP N	3137EAE55	Federal Agency	1/17/2020	1.50%	70,000.00	\$69,925.10	\$68,851.30	-	131.60	\$68,982.90	-	\$2,313.33	-	1,918.33	1.52%
FEDERAL HOME LN MTG CORP	3137EAEF2	Federal Agency	4/20/2020	1.38%	115,000.00	\$114,606.70	\$112,476.90	-	293.25	\$112,770.15	-	\$1,237.51	-	1,241.33	1.40%
FEDERAL HOME LOAN MTGE CO	3137EAEH8	Federal Agency	8/15/2019	1.38%	215,000.00	\$214,702.45	\$212,179.20	-	408.50	\$212,587.70	-	\$1,847.46	-	2,717.92	1.39%
FORD CREDIT AUTO OWN TR 2	34530VAD1	Asset-Backed Security	11/15/2019	1.16%	17,693.40	\$17,691.77	\$22,936.09	(5,292.11)	22.70	\$17,666.68	19.83	\$414.76	19.83	396.42	1.16%
FORD CREDIT AUTO OWN TR 2	34531EAD8	Asset-Backed Security	6/15/2021	1.67%	90,000.00	\$89,999.67	\$88,812.90	-	190.80	\$89,003.70	125.25	\$1,169.00	125.25	1,191.27	1.69%
GOLDMAN SACHS GROUP2.000	38141GYT8	Corporate Bonds/Notes	4/25/2019	2.00%	250,000.00	\$249,775.80	\$248,432.50	-	(42.50)	\$248,390.00	-	\$4,250.00	-	4,108.33	2.01%
HERSHEY CO 3.10% 5/15/202	427866BA5	Corporate Bonds/Notes	5/15/2021	3.10%	60,000.00	\$59,958.60	\$0.00	59,958.60	354.60	\$60,313.20	-	\$0.00	-	108.50	3.08%
Honda Auto Recv 2015-2 A-3	43813NAC0	Asset-Backed	2/21/2019	1.04%	PAYDOWN		\$17.63	(17.64)	0.01	\$0.00	0.02	\$336.91	0.02	306.12	0.00%
HYUNDAI AUTO RECV TR 2017	44931PAD8	Asset-Backed Security	8/16/2021	1.76%	90,000.00	\$89,992.73	\$88,662.60	-	157.50	\$88,820.10	132.00	\$1,232.00	132.00	1,255.46	1.78%
IBM CREDIT CORP BONDS2TD	44932HAB9	Corporate Bonds/Notes	1/20/2021	1.80%	150,000.00	\$149,689.50	\$145,407.00	-	474.00	\$145,881.00	-	\$990.00	-	1,972.50	1.85%
INTER AMERN DEV BK GLOBAL	4581X0CX4	Supranationals	5/12/2020	1.63%	200,000.00	\$199,526.00	\$196,402.00	-	504.00	\$196,906.00	1,625.00	\$3,521.00	1,625.00	3,211.11	1.65%
INTERNATIONAL FIN CORP 2.	45950KCM0	Supranationals	1/25/2021	2.25%	105,000.00	\$104,691.30	\$103,621.35	-	308.70	\$103,930.05	-	\$0.00	-	826.87	2.27%
JOHN DEERE OWNER TR 2018	47788CAC6	Asset-Backed Security	4/18/2022	2.66%	30,000.00	\$29,997.84	\$29,853.90	-	18.30	\$29,872.20	66.50	\$166.25	66.50	201.72	2.67%

**VENTURA REGIONAL SANITATION DISTRICT
CASH & CASH EQUIVALENT AND INVESTMENT REPORT
FOR THE MONTH ENDED MAY 31, 2018**

D. FUNDS/SECURITIES HELD WITH CUSTODIAN, UNION BANK OF CALIFORNIA	CUSIP	Fund Type	Maturity Date	Interest Rate	Par Value	Purchase price	Market Value Per Trustee **			Interest			Current Yield		
							Balance 4/30/2018	Purchases (Sales/Maturities)	Market Inc. or (Dec)	Balance 5/31/2018	Fiscal Year Received Month	Fiscal Year Received YTD		Fiscal Year Earned* Month	Fiscal Year Earned* YTD
FEDERATED GOVERNMENT OBLI	60934N80S	Money Market Funds	1/0/1900	0.00%	100,926.70	\$100,926.70	\$26,576.35	74,350.35	-	\$100,926.70	77.41	\$372.93	74.42	427.57	1.41%
MORGAN STANLEY 5.500% 07/	61747WAL3	Corporate Bonds/Notes	7/28/2021	5.50%	210,000.00	\$233,343.60	\$223,171.20	-	111.30	\$223,282.50	-	\$9,350.00	962.50	10,257.50	5.17%
NATIONAL RURAL UTIL COOP	63743HER9	Corporate Bonds/Notes	3/15/2021	2.90%	135,000.00	\$134,600.55	\$133,926.75	-	565.65	\$134,492.40	-	(\$341.56)	326.25	691.57	2.91%
NISSAN AUTO RECV 2015-B A	65475WADO	Asset-Backed Security	3/16/2020	1.34%	102,811.65	\$102,803.48	\$115,323.95	(13,048.73)	153.97	\$102,429.19	123.71	\$1,836.61	115.94	1,793.80	1.35%
NISSAN AUTO REC TR 2018-A	65478DAD9	Asset-Backed Security	5/16/2022	2.65%	70,000.00	\$69,992.00	\$69,696.20	-	107.10	\$69,803.30	154.58	\$396.76	154.58	479.20	2.66%
NORDEN BK AB PUBL NY BRH	65590ASN7	CD-Negotiable	2/20/2020	2.72%	100,000.00	\$100,000.00	\$99,673.00	-	(169.00)	\$99,504.00	-	\$0.00	234.22	793.33	2.73%
PACCAR FINANCIAL CORPDTD	69371RN93	Corporate Bonds/Notes	3/1/2021	2.80%	60,000.00	\$59,970.60	\$59,663.40	-	(1.80)	\$59,661.60	-	\$0.00	140.00	438.67	2.82%
SCHWAB CHARLES NEWDTD 05	808513AW5	Corporate Bonds/Notes	5/21/2021	3.25%	75,000.00	\$74,997.75	\$0.00	74,997.75	430.50	\$75,428.25	-	\$0.00	60.93	60.93	3.23%
SKANDINAVISKA ENSKILDA BA	83050FXT3	CD-Negotiable	8/2/2019	1.84%	150,000.00	\$149,941.50	\$148,794.00	-	(84.00)	\$148,710.00	-	\$1,395.33	237.67	2,307.67	1.86%
SUMITOMO MITSUI BKG CORP	86563YVNO	CD-Negotiable	5/3/2019	2.05%	200,000.00	\$200,000.00	\$199,312.00	-	(98.00)	\$199,214.00	2,061.39	\$3,624.52	364.44	3,467.91	6.70%
SVENSKA HANDELSBANKEN AB	86958JHB8	CD-Negotiable	1/10/2019	1.89%	190,000.00	\$190,000.00	\$189,108.90	-	24.70	\$189,133.60	-	\$3,057.08	309.23	3,313.29	1.90%
TOYOTA MTR CRED CORP MTN	89236TDH5	Corporate Bonds/Notes	10/18/2019	1.55%	50,000.00	\$49,975.00	\$49,156.50	-	67.50	\$49,224.00	-	\$775.00	64.58	710.42	1.57%
TOYOTA MOTOR CREDIT CORP	89236TDU6	Corporate Bonds/Notes	4/17/2020	1.95%	100,000.00	\$99,954.00	\$98,318.00	-	238.00	\$98,556.00	-	\$1,657.50	162.50	1,615.25	1.98%
TOYOTA AUTO RECV OWN TR 2	89237CAD3	Asset-Backed Security	5/15/2019	1.27%	17,312.18	\$17,311.53	\$34,860.91	(27,697.85)	10,135.27	\$17,298.33	73.82	\$925.37	63.89	870.40	1.27%
UNITED STATES TREAS NTS 1	9128282P4	U.S. T-Notes/Bonds	7/31/2022	1.88%	180,000.00	\$177,328.13	\$173,714.40	-	934.20	\$174,648.60	-	\$247.62	289.02	1,375.73	1.93%
UNITED STATES TREAS NTS 1	9128282W9	U.S. T-Notes/Bonds	9/30/2022	1.88%	365,000.00	\$354,691.60	\$351,611.80	-	2,011.15	\$353,622.95	-	(\$74.80)	579.66	1,084.52	1.93%
UNITED STATES TREAS NTS 2	9128283S7	U.S. T-Notes/Bonds	1/31/2020	2.00%	100,000.00	\$99,707.03	\$99,227.00	-	160.00	\$99,387.00	-	(\$5.52)	171.27	662.99	2.01%
UNITED STATES TREAS NTS 1	912828A34	U.S. T-Notes/Bonds	11/30/2018	1.25%	60,000.00	\$59,580.46	\$59,700.00	-	49.20	\$59,749.20	375.00	\$861.00	63.86	783.64	1.26%
UNITED STATES TREAS NTS 2	912828D72	U.S. T-Notes/Bonds	8/31/2021	2.00%	545,000.00	\$546,639.25	\$533,080.85	-	2,147.30	\$535,228.15	-	\$8,950.00	918.20	9,364.94	2.04%
UNITED STATES TREAS NTS 1	912828F62	U.S. T-Notes/Bonds	10/31/2019	1.50%	630,000.00	\$633,029.69	\$621,463.50	-	1,077.30	\$622,540.80	-	\$7,725.00	796.06	7,535.87	1.52%
UNITED STATES TREAS NTS 1	912828H86	U.S. T-Notes/Bonds	1/31/2022	1.50%	125,000.00	\$122,944.34	\$119,605.00	-	576.25	\$120,181.25	-	\$1,419.68	160.56	2,046.40	1.56%
UNITED STATES TREAS NTS 1	912828L32	U.S. T-Notes/Bonds	8/31/2020	1.38%	960,000.00	\$974,227.16	\$934,425.60	-	2,851.20	\$937,276.80	-	\$12,422.87	1,111.95	12,082.10	1.41%
UNITED STATES TREAS NTS 1	912828N48	U.S. T-Notes/Bonds	12/31/2020	1.75%	150,000.00	\$154,716.80	\$146,748.00	-	457.50	\$147,205.50	-	\$1,312.50	224.79	2,409.95	1.78%
UNITED STATES TREAS NTS 1	912828Q29	U.S. T-Notes/Bonds	3/31/2023	1.50%	200,000.00	\$188,000.00	\$0.00	188,000.00	1,500.00	\$189,500.00	(262.30)	(\$262.30)	245.89	245.89	1.58%
UNITED STATES TREAS NTS 1	912828Q78	U.S. T-Notes/Bonds	4/30/2021	1.38%	370,000.00	\$362,654.70	\$414,412.50	(57,832.03)	1,438.93	\$358,019.40	22.42	\$6,559.56	448.75	6,133.24	1.42%
UNITED STATES TREAS NTS 1	912828RH5	U.S. T-Notes/Bonds	9/30/2018	1.38%	180,000.00	\$179,648.38	\$179,515.80	-	111.60	\$179,627.40	-	\$822.73	209.63	1,241.99	1.38%
UNITED STATES TREAS NTS 2	912828RR3	U.S. T-Notes/Bonds	11/15/2021	2.00%	30,000.00	\$30,099.61	\$29,307.30	-	113.70	\$29,421.00	300.00	\$600.00	50.92	551.09	2.04%
UNITED STATES TREAS NTS 1	912828T67	U.S. T-Notes/Bonds	10/31/2021	1.25%	645,000.00	\$631,216.42	\$614,085.15	-	2,921.85	\$617,007.00	-	\$5,612.09	679.18	6,102.58	1.31%
UNITED STATES TREAS NTS 1	912828TR1	U.S. T-Notes/Bonds	9/30/2019	1.00%	165,000.00	\$162,561.53	\$161,784.15	-	354.75	\$162,138.90	-	\$2,231.15	139.75	1,593.16	1.02%
UNITED STATES TREAS NTS 2	912828U81	U.S. T-Notes/Bonds	12/31/2021	2.00%	405,000.00	\$407,098.25	\$394,984.35	-	1,692.90	\$396,677.25	-	\$2,303.80	693.65	5,698.66	2.04%
UNITED STATES TREAS NTS 2	912828VP2	U.S. T-Notes/Bonds	7/31/2020	2.00%	160,000.00	\$165,475.00	\$158,105.60	-	388.80	\$158,494.40	-	\$4,510.05	274.03	3,160.32	2.02%
UNITED STATES TREAS NTS 1	912828W22	U.S. T-Notes/Bonds	2/15/2020	1.38%	135,000.00	\$134,989.45	\$132,405.30	-	306.45	\$132,711.75	-	\$928.13	158.96	1,471.67	1.40%
UNITED STATES TREAS NTS 1	912828W55	U.S. T-Notes/Bonds	2/28/2022	1.88%	180,000.00	\$179,163.28	\$174,501.00	-	795.60	\$175,296.60	-	\$1,339.43	284.31	2,192.35	1.93%
UNITED STATES TREAS NTS 1	912828WD8	U.S. T-Notes/Bonds	10/31/2018	1.25%	225,000.00	\$224,191.41	\$224,104.50	-	148.50	\$224,253.00	-	\$1,173.17	236.92	1,417.73	1.25%
FY2018 Maturities, Sales, Interest & Calls Prior to 05/2018													14,477.45		
Total Held by Custodian													19,751.76	\$188,042.15	
Total Held by Custodian													56,884.03	\$530,679.41	

See page 11 of 11 for securities sold or matured for the month ended May 31, 2018.

**VENTURA REGIONAL SANITATION DISTRICT
SECURITIES SOLD OR MATURED AS OF MAY 31, 2018**

Tran	Description	Interest Rate	Maturity Date	CUSIP	Purchase Date	Settle	Par	Purchase Cost	Principal Proceeds	Realized Cost this FY	Realized G/L Amortized Cost
MAIN:											
S	FNMA BDS	0.875%	5/21/18	3135G0WJ8	4/15/2013	5/2/2018	205,000.00	\$ 202,601.75	\$ 204,907.75	\$ 2,306.00	\$ (73.50)
S	US TREAS NTS	1.375%	4/30/21	912828Q78	5/2/2016	5/10/2018	75,000.00	\$ 73,505.86	\$ 72,290.04	\$ (1,215.82)	\$ (1,668.91)
PD	CNH 2017-A A2	1.640%	7/15/20	12636WAB2	3/22/2017	5/15/2018	5,305.86	\$ 5,305.66	\$ 5,305.86	\$ 0.20	\$ -
PD	FORDO 2015-B A3	1.160%	11/15/19	34530VAD1	5/26/2015	5/15/2018	3,528.08	\$ 3,527.76	\$ 3,528.08	\$ 0.32	\$ -
PD	NAROT 2015-B A3 F/	1.340%	3/16/20	65475WAD0	7/22/2015	5/15/2018	8,531.86	\$ 8,531.18	\$ 8,531.86	\$ 0.68	\$ -
PD	TAOT 2015-B A3	1.270%	5/15/19	89237CAD3	6/17/2015	5/15/2018	8,378.33	\$ 8,377.87	\$ 8,378.33	\$ 0.46	\$ -
PD	HAROT 2015-2 A3	1.040%	2/21/19	43813NAC0	5/20/2015	5/21/2018	11.00	\$ 11.00	\$ 11.00	\$ -	\$ -
S	CITIGROUP INC	2.050%	12/07/18	172967KE0	12/7/2015	5/22/2018	75,000.00	\$ 74,989.50	\$ 74,812.50	\$ (177.00)	\$ (185.56)
S	FHLMC MTN	0.875%	10/12/18	3137EAD7	9/16/2016	5/22/2018	105,000.00	\$ 104,954.85	\$ 104,500.20	\$ (454.65)	\$ (491.24)
S	US TREAS NTS	1.250%	10/31/18	912828WD8	10/31/2013	5/22/2018	140,000.00	\$ 139,496.87	\$ 139,491.41	\$ (5.46)	\$ (266.50)
PD	TAOT 2015-B A3	1.270%	5/15/19	89237CAD3	6/17/2015	5/23/2018	11,261.97	\$ 11,261.44	\$ 11,261.97	\$ 0.53	\$ -
PD	FNA 2015-M13-ASQ2	1.646%	9/25/19	3136AQDQ0	10/1/2015	5/25/2018	2,129.13	\$ 2,150.45	\$ 2,129.13	\$ (21.32)	\$ -
PD	FNA 2015-M15 ASQ2	1.898%	1/25/19	3136AQSW1	11/1/2015	5/25/2018	3,391.73	\$ 3,425.65	\$ 3,391.73	\$ (33.92)	\$ -
SUB-TOTAL											
							642,537.96	\$ 638,139.84	\$ 638,539.86	\$ 400.02	\$ (2,685.71)
BAILLARD:											
S	US TREAS NTS	1.375%	4/30/21	912828Q78	0502/16	5/10/2018	25,000.00	\$ 24,501.95	\$ 24,096.68	\$ (405.27)	\$ (552.77)
PD	CNH 2017-A A2	1.640%	7/15/20	12636WAB2	3/22/2017	5/15/2018	2,476.07	\$ 2,475.97	\$ 2,476.07	\$ 0.10	\$ -
PD	FORDO 2015-B A3	1.160%	11/15/19	34530VAD1	5/26/2015	5/15/2018	2,548.06	\$ 2,547.83	\$ 2,548.06	\$ 0.23	\$ -
PD	NAROT 2015-B A3 F/	1.340%	3/16/20	65475WAD0	7/22/2015	5/15/2018	6,524.36	\$ 6,523.84	\$ 6,524.36	\$ 0.52	\$ -
M	HAROT 2015-2 A3	1.040%	2/21/19	43813NAC0	5/20/2015	5/21/2018	8.81	\$ 8.81	\$ 8.81	\$ -	\$ -
M	FNMA BDS	0.875%	5/21/18	3135G0WJ8	4/15/2013	5/21/2018	185,000.00	\$ 182,807.75	\$ 185,000.00	\$ 2,192.25	\$ -
S	CITIGROUP INC	2.050%	12/07/18	172967KE0	12/7/2015	5/22/2018	40,000.00	\$ 39,994.40	\$ 39,900.00	\$ (94.40)	\$ (98.96)
PD	TAOT 2015-B A3	1.270%	5/15/19	89237CAD3	6/17/2015	5/23/2018	7,507.98	\$ 7,507.88	\$ 7,507.98	\$ 0.10	\$ -
PD	TAOT 2015-B A3	1.270%	5/15/19	89237CAD3	6/17/2015	5/23/2018	5,585.55	\$ 5,585.47	\$ 5,585.55	\$ 0.08	\$ -
PD	FNA 2015-M13-ASQ2	1.646%	9/25/19	3136AQDQ0	10/1/2015	5/25/2018	1,965.35	\$ 1,985.03	\$ 1,965.35	\$ (19.68)	\$ -
PD	FNA 2015-M15 ASQ2	1.898%	1/25/19	3136AQSW1	11/1/2015	5/25/2018	2,967.76	\$ 2,997.44	\$ 2,967.76	\$ (29.68)	\$ -
SUB-TOTAL											
							279,583.94	\$ 276,936.37	\$ 278,580.62	\$ 1,644.25	\$ (651.73)
COASTAL											
S	US TREAS NTS	1.375%	4/30/21	912828Q78	5/2/2016	5/10/2018	25,000.00	\$ 24,501.95	\$ 24,096.68	\$ (405.27)	\$ -
PD	CNH 2017-A A2	1.640%	7/15/20	12636WAB2	33/22/17	5/15/2018	1,945.48	\$ 1,945.41	\$ 1,945.48	\$ 0.07	\$ -
PD	FORDO 2015-B A3	1.160%	11/15/19	34530VAD1	5/26/2015	5/15/2018	1,960.04	\$ 1,959.86	\$ 1,960.04	\$ 0.18	\$ -
PD	NAROT 2015-B A3 F/	1.340%	3/16/20	65475WAD0	7/22/2015	5/15/2018	4,516.87	\$ 4,516.51	\$ 4,516.87	\$ 0.36	\$ -
PD	TAOT 2015-B A3	1.270%	5/15/19	89237CAD3	6/17/2015	5/15/2018	4,296.58	\$ 4,296.35	\$ 4,296.58	\$ 0.23	\$ -
M	FNMA BDS	0.875%	5/21/18	3135G0WJ8	4/15/2013	5/21/2018	90,000.00	\$ 88,684.50	\$ 90,000.00	\$ 1,315.50	\$ -
S	US TREAS NTS	1.250%	12/31/18	912828U99	12/31/2016	5/21/2018	5,000.00	\$ 4,971.88	\$ 4,972.07	\$ 0.19	\$ 0.19
S	CITIGROUP INC	2.050%	12/07/18	172967KE0	12/7/2015	5/22/2018	30,000.00	\$ 29,995.80	\$ 29,925.00	\$ (70.80)	\$ (74.22)
PD	TAOT 2015-B A3	1.270%	5/15/19	89237CAD3	6/17/2015	5/23/2018	5,775.37	\$ 5,775.37	\$ 5,775.37	\$ -	\$ -
PD	FNA 2015-M13-ASQ2	1.646%	9/25/19	3136AQDQ0	10/1/2015	5/25/2018	1,637.80	\$ 1,654.20	\$ 1,637.80	\$ (16.40)	\$ -
PD	FNA 2015-M15 ASQ2	1.898%	1/25/19	3136AQSW1	11/1/2015	5/25/2018	2,119.83	\$ 2,141.03	\$ 2,119.83	\$ (21.20)	\$ -
SUB-TOTAL											
							172,251.97	\$ 170,442.86	\$ 171,245.72	\$ 802.86	\$ (74.03)
TOLAND:											
S	FHLB BDS	1.375%	5/28/19	3130ABF92	5/12/2017	5/2/2018	200,000.00	\$ 199,752.50	\$ 197,930.00	\$ (1,822.50)	\$ (1,908.41)
S	US TREAS NTS	1.375%	4/30/21	912828Q78	5/2/2016	5/10/2018	60,000.00	\$ 58,804.68	\$ 57,832.03	\$ (972.65)	\$ (1,335.13)
PD	CNH 2017-A A2	1.640%	7/15/20	12636WAB2	3/2/2017	5/15/2018	5,659.58	\$ 5,659.37	\$ 5,659.58	\$ 0.21	\$ -
PD	FORDO 2015-B A3	1.160%	11/15/19	34530VAD1	5/26/2015	5/15/2018	5,292.11	\$ 5,291.62	\$ 5,292.11	\$ 0.49	\$ -
PD	NAROT 2015-B A3 F/	1.340%	3/16/20	65475WAD0	7/22/2015	5/15/2018	13,048.73	\$ 13,047.69	\$ 13,048.73	\$ 1.04	\$ -
PD	TAOT 2015-B A3	1.270%	5/15/19	89237CAD3	6/17/2015	5/15/2018	11,815.59	\$ 11,814.95	\$ 11,815.59	\$ 0.64	\$ -
PD	HAROT 2015-2 A3	1.040%	2/21/19	43813NAC0	5/20/2015	5/21/2018	17.64	\$ 17.64	\$ 17.64	\$ -	\$ -
S	CITIGROUP INC	2.050%	12/07/18	172967KE0	12/7/2015	5/22/2018	80,000.00	\$ 79,988.80	\$ 79,800.00	\$ (188.80)	\$ (197.93)
PD	TAOT 2015-B A3	1.270%	5/15/19	89237CAD3	6/17/2015	5/23/2018	15,882.26	\$ 15,881.66	\$ 15,882.26	\$ 0.60	\$ -
PD	FNA 2015-M13-ASQ2	1.646%	9/25/19	3136AQDQ0	10/1/2015	5/25/2018	4,258.27	\$ 4,300.91	\$ 4,258.27	\$ (42.64)	\$ -
PD	FNA 2015-M15 ASQ2	1.898%	1/25/19	3136AQSW1	11/1/2015	5/25/2018	6,359.49	\$ 6,423.09	\$ 6,359.49	\$ (63.60)	\$ -
SUB-TOTAL											
							402,333.67	\$ 400,982.91	\$ 397,895.70	\$ (3,087.21)	\$ (3,441.47)
							\$ 1,496,707.54	\$ 1,486,501.98	\$ 1,486,261.90	\$ (240.08)	\$ (6,852.94)

M = Matured
S = Sold
PD = Paydowns

Notes: Securities Sold and Matured are provided by PFM Investment Group & Union Bank of California.

This page is intentionally blank