



October 24, 2019

Board of Directors
Ventura Regional Sanitation District
Ventura, California

INVESTMENT REPORT – SEPTEMBER 30, 2019

RECOMMENDATION

Receive and file the September 30, 2019 Investment Report.

FISCAL IMPACT

None.

BACKGROUND/ANALYSIS

The attached report shows cash and investment holdings of the District at September 30, 2019. The VRSD Investment Policy requires that the report be transmitted to the Board within 30 days after the close of the month. The portfolio totals \$41.06 million at cost, increasing by \$0.15 million from \$40.91 million at the end of August 2019.

Union Bank of California, who serves as the custodian, provides the market value shown for all U.S. Government securities. During the month of September, interest earnings for all investments were accrued in the amount of \$71,970. Fiscal year to date, \$227,742 has been earned. The unrealized gain or loss on investments is not recorded as income on a monthly basis. Recording it monthly skews the amount of interest reported since it could be at a loss one month and a gain the very next month and is not an actual gain or loss unless the government securities shown in Section D of the report are sold prior to their maturity date. It will be recorded at June 30, 2020, as required by governmental accounting standards.


The District investment holdings are in compliance with the investment policy approved by the Board of Directors in December 2018. The portfolio has been managed with the stated objectives of safety, liquidity and earning a competitive rate of return. The investment program shown herein provides sufficient cash flow liquidity to meet the District's expense obligations for the next six months.

If you have any questions or need additional information, please contact me by phone at (805) 658-4646 or via email at TinaRivera@vrsd.com.



ALVERTINA RIVERA, DIRECTOR OF FINANCE

APPROVED FOR AGENDA:



Chris Theisen, General Manager

Attachments: 1. VRSD September Investment Report

**VENTURA REGIONAL SANITATION DISTRICT
CASH & CASH EQUIVALENT AND INVESTMENT REPORT
FOR THE MONTH ENDED SEPTEMBER 30, 2019**

COMPLIANCE REPORT AND CERTIFICATIONS

	BALANCE AT COST		INTEREST EARNED*	
	8/31/2019	CHANGE	9/30/2019	9/30/2019
A. Sweep Account	\$ 1,968,823	\$ 8,667	\$ 1,977,490	\$ 563
B. Certificate of Deposit	\$ 791,057	-	\$ 791,057	\$ 699
C. Pooled Funds (LAIF & County Pool)	\$ 126,905	\$ 214	\$ 127,120	\$ -
D. Funds & Securities held by Custodian	\$ 38,022,275	\$ 137,479	\$ 38,159,754	\$ 70,708
TOTAL	\$ 40,909,060	\$ 146,360	\$ 41,055,421	\$ 71,970

*Interest Earned is based on estimates.

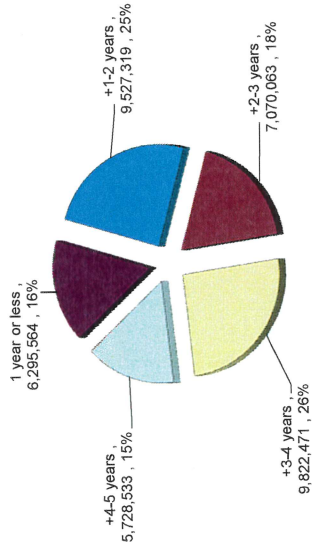
Investment Recap (C. & D.)	Market Totals Per Trustee		Purchase Price (G/L)		At Par	
			\$	%	\$	%
Pooled Funds						
LAIF	\$ 68,823	\$ 68,823	\$ 68,823		\$ 68,823	
Ventura County Pool	\$ 58,296	\$ 58,296	\$ 58,296		\$ 58,296	
Total Pooled Funds	\$ 127,120	\$ 127,120	\$ 127,120		\$ 127,120	0.33%
Securities:						
Money Market Funds	\$ 261,489	\$ 261,489	\$ 261,489		\$ 261,489	0.68%
U.S. T-Notes/Bonds	\$ 17,539,757	\$ 17,274,225	\$ 17,485,000		\$ 17,485,000	45.50%
Municipal Bonds	\$ 752,077	\$ 744,613	\$ 740,000		\$ 740,000	1.93%
Corporate Bonds/Notes	\$ 6,299,361	\$ 6,212,171	\$ 6,175,000		\$ 6,175,000	16.07%
CD Negotiable	\$ 2,680,502	\$ 2,654,290	\$ 2,655,000		\$ 2,655,000	6.91%
Commercial Paper	\$ 349,601	\$ 345,468	\$ 350,000		\$ 350,000	0.91%
Asset-Backed Security	\$ 3,089,430	\$ 3,058,564	\$ 3,064,236		\$ 3,064,236	7.97%
Supranationals	\$ 191,384	\$ 189,666	\$ 190,000		\$ 190,000	0.49%
Federal Agencies	\$ 7,541,839	\$ 7,419,268	\$ 7,383,006		\$ 7,383,006	19.21%
Total Securities	\$ 38,705,440	\$ 38,159,754	\$ 38,303,731		\$ 38,303,731	
Total Investments	\$ 38,832,559	\$ 38,286,874	\$ 38,430,850		\$ 38,430,850	100.00%

CERTIFICATIONS

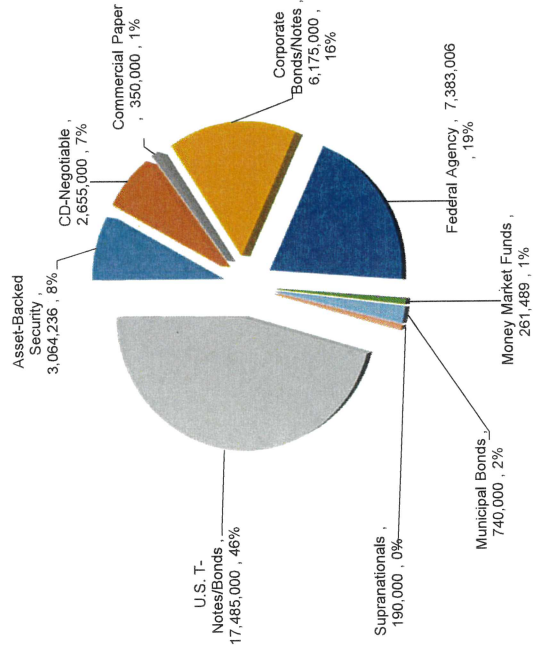
I certify that all investment actions executed since the last report have been made in full compliance with the VRSD Investment Policy. In addition, sufficient investment liquidity and anticipated revenue are available to meet the next six (6) months' estimated expenses of the District.


 Alvertina Rivera, Director of Finance
 Date 10-17-19

**Investment Maturity Schedule
U.S. T-Notes/Bonds & Agencies**



**Investment by Type
@ PAR Value**



**VENTURA REGIONAL SANITATION DISTRICT1
CASH & CASH EQUIVALENT AND INVESTMENT REPORT
FOR THE MONTH ENDED SEPTEMBER 30, 2019**

ITEM # 11

A. SWEEP ACCOUNT		8/31/2019	Net Deposits/ (Withdrawals)	Interest Received	9/30/2019	Yield	Market Value**
City National Bank		\$ 1,968,823.33	\$ 8,543.56	\$ 123.08	\$ 1,977,489.97	0.15%	\$ 1,977,489.97
B. CERTIFICATES OF DEPOSIT							
Rabobank	4/1/2019	NA	4/1/2022		\$ 500,000.00	1.10%	\$ 500,000.00
Rabobank	4/1/2019	NA	4/1/2022		125,000.00	1.10%	125,000.00
Rabobank	4/1/2019	NA	4/1/2022		100,000.00	1.10%	100,000.00
City National Bank	2/17/2009	2/17/2013	6/10/2020		66,057.00	0.80%	66,057.00
					\$ 791,057.00		\$ 791,057.00
C. POOLED FUNDS							
Local Agency Investment Fund	8/31/2019	\$ 68,823.37	\$ -	\$ -	\$ 68,823.37	2.28%	\$ 68,823.37
Ventura County Pool		58,082.01	-	214.28	58,296.29	2.50%	58,296.29
		\$ 126,905.38	\$ -	\$ 214.28	\$ 127,119.66		\$ 127,119.66

* Published rate does not represent net yield rate earned on District investment.

**Market Value is based on estimates.

**VENTURA REGIONAL SANITATION DISTRICT
CASH & CASH EQUIVALENT AND INVESTMENT REPORT
FOR THE MONTH ENDED SEPTEMBER 30, 2019**

CUSIP	Asset Name	Asset Type	Shares/Units	Cost Basis	Beginning Balance 8/31/2019	Purchase/Sale or Maturity	Market Inc/(Dec)	Ending Balance 9/30/2019	Maturity Date	Annual Yield
02004VAC7	ALLY AUTO RECV TR 2018-2 A-3 2.9200%	Asset-Backed	40,000.00	39,992.74	40,339.20	-	(67.20)	40,272.00	11/15/22	2.90%
02007HAC5	ALLY AUTO RECV TR 2017-2 A-3 1.7800%	Asset-Backed	45,383.47	45,378.12	51,584.89	(6,273.22)	19.61	45,331.28	08/16/21	1.78%
02007JAC1	ALLY AUTO RECV TR 2018-3 A-3 3.0000%	Asset-Backed	120,000.00	119,991.79	121,231.20	-	(163.20)	121,068.00	01/17/23	2.97%
02665VWB5	AMERICAN HONDA FINANCE BONDS	Corporate	50,000.00	49,658.50	49,787.00	-	(8.50)	49,778.50	09/09/21	1.71%
02665WCP4	AMERICAN HONDA FIN CORP MTN FR	Corporate	70,000.00	69,966.40	72,253.30	-	(290.50)	71,962.80	12/10/21	3.28%
05531FAX1	BB&T CORP SR MEDIUM TERM NTS 2.7500%	Corporate	200,000.00	201,510.00	203,544.00	-	(578.00)	202,966.00	04/01/22	2.71%
06051GGP8	BANK AMER CORP	Corporate	295,000.00	289,536.60	295,480.85	-	(14.75)	295,466.10	07/21/21	2.37%
06417GU22	BANK NOVA SCOTIA HOUSTON TEX 3.0800%	CD-Negotiable	60,000.00	59,977.20	61,608.00	(100,808.62)	(285.78)	60,513.60	06/05/20	3.05%
097023CL7	THE BOEING COMPANY SNR PIDI NTS	Corporate	40,000.00	39,998.40	40,269.20	-	(95.20)	40,174.00	08/01/21	2.29%
13063DDF2	CALIFORNIA ST FEDERALLY TAXABLE VAR	Municipal Bonds	105,000.00	106,462.65	107,329.95	-	(385.35)	106,944.60	10/01/22	2.46%
13063DGA0	CALIFORNIA ST FEDERALLY TAXABLE VAR	Municipal Bonds	140,000.00	140,005.60	142,178.40	-	(141.40)	142,037.00	04/01/21	2.76%
14041NFU0	CAPITAL ONE CC TR 2019-2 A 1.7200%	Asset-Backed	275,000.00	274,930.76	-	-	(1,039.01)	273,891.75	08/15/24	0.00%
14313FAD1	CARMAX AUTO OWNER TR 2018-3 A-3	Asset-Backed	120,000.00	119,983.64	122,378.40	-	(282.00)	122,096.40	06/15/23	3.08%
14913Q2V0	CATERPILLAR FINL SVCS MTNS B 2.8500%	Corporate	80,000.00	81,880.00	82,952.80	-	(610.40)	82,342.40	05/17/24	2.77%
17305EGK5	CITIBANK CCIT 2018-A1 NOTES 2.4900%	Asset-Backed	200,000.00	197,789.06	201,972.00	-	(500.00)	201,472.00	01/20/23	2.44%
20030NBD2	COMCAST CORP NEW NT 3.125%	Corporate	45,000.00	46,916.55	46,603.35	-	(147.60)	46,455.75	07/15/22	3.03%
22549LFR1	CREDIT SUISSE NEW YORK BRANC 2.6700%	CD-Negotiable	90,000.00	90,000.00	90,285.30	-	(53.10)	90,232.20	02/07/20	2.66%
24422ETL3	DEERE JOHN CAP CORP MTNS BE 2.6500%	Corporate	70,000.00	69,691.30	71,329.30	-	(229.60)	71,099.70	01/06/22	2.61%
24422EUD9	JOHN DEERE CAP CORP	Corporate	25,000.00	24,983.00	25,323.75	-	0.25	25,324.00	03/12/21	2.84%
25468PCW4	DISNEY WALT CO MTNS BE 2.3500%	Corporate	110,000.00	106,467.90	111,415.70	-	166.10	111,581.80	12/01/22	2.32%
3130AEXV7	FEDERAL HOME LOAN BANKS	Federal Agency	FULL CALL	FULL CALL	250,087.50	(250,000.00)	(87.50)	-	09/20/21	3.00%
3130AFW94	FEDERAL HOME LOAN BANKS CONS BD	Federal Agency	230,000.00	229,185.80	240,531.70	-	(1,817.00)	238,714.70	02/13/24	2.41%
3130AGLD5	FEDERAL HOME LOAN BANKS CONS BD	Federal Agency	120,000.00	119,893.20	120,715.20	-	(291.60)	120,423.60	07/07/21	1.87%
313383QR5	FEDERAL HOME LOAN BANKS 3.2500%	Federal Agency	200,000.00	210,756.00	212,932.00	-	(1,722.00)	211,210.00	06/09/23	3.08%
313383J4	FEDERAL HOME LOAN BANKS 3.3750%	Federal Agency	375,000.00	381,523.50	402,682.50	-	(2,981.25)	399,701.25	09/08/23	3.17%
3135GOT29	FEDERAL NATL MTG ASSN NTS	Federal Agency	130,000.00	129,916.80	129,725.70	-	53.30	129,779.00	02/28/20	1.50%
3135GOU27	FEDERAL NATL MTGE ASSN NOTES	Federal Agency	SOLD	SOLD	76,119.75	(76,046.25)	(73.50)	-	04/13/21	2.46%
3135GOU35	FEDERAL NATIONAL MTG ASSN	Federal Agency	170,000.00	169,960.90	173,665.20	-	(651.10)	173,014.10	06/22/21	2.70%
3135GOU84	FANNIE MAE 2.87500% 10/30/2020	Federal Agency	190,000.00	189,889.80	192,591.60	-	(535.80)	192,055.80	10/30/20	2.84%
3135GOU34	FANNIE MAE 2.500% 2/05/2024	Federal Agency	285,000.00	283,939.80	298,189.80	-	(2,445.30)	295,744.50	02/05/24	2.41%
3135GOW33	FEDERAL NATIONAL MTG ASSN	Federal Agency	210,000.00	209,269.20	-	-	(59,893.19)	208,511.10	09/06/22	1.39%
3136AEGQ4	FNMA REMIC TRUST 2013-M7 A2 2.2800%	Federal Agency	57,535.62	58,289.40	63,500.72	-	(107.29)	61,098.26	12/25/22	2.26%
3136B1XP4	FANNIEMAE-ACES	Federal Agency	59,987.30	61,180.50	63,500.72	-	(2,295.17)	61,098.26	09/25/21	3.50%
3137BAGX8	FHLMC REMIC SERIES K-032 A-1 3.0160%	Federal Agency	35,990.37	36,076.12	37,466.05	-	(30.90)	36,639.64	02/25/23	2.96%
3137B5JL8	FHLMC REMIC SERIES K-034 A-1 2.6690%	Federal Agency	41,761.06	41,547.36	43,197.17	-	(18.82)	42,235.47	02/25/23	2.64%
3137BMP6P	FHLMC REMIC SERIES K-721 A-2 FLTG RT	Federal Agency	90,000.00	90,766.41	92,841.30	-	(942.88)	92,043.90	08/25/22	3.02%
3137EAEF2	FEDERAL HOME LN MTG CORP	Federal Agency	120,000.00	119,589.60	119,635.20	-	15.60	119,650.80	04/20/20	1.38%
3137EAE19	FEDERAL HOME LOAN MORTGAGE CORP	Federal Agency	235,000.00	232,903.80	237,617.90	-	(716.75)	236,901.15	02/16/21	2.36%
3137EAE17	FEDERAL HOME LN MTG CORP FR 2.75%	Federal Agency	235,000.00	234,443.05	235,504.75	-	(103.40)	235,801.35	04/23/20	2.49%
3137EAE15	FEDERAL HOME LN MORTGAGE CORP	Federal Agency	140,000.00	140,431.20	146,475.00	-	(814.80)	145,660.20	06/19/23	2.64%
3137FFK39	FEDERAL HOME LOAN MORTGAGE CORP	Federal Agency	50,870.59	50,870.44	51,872.74	-	(82.95)	51,748.11	07/25/23	3.15%
31398VJ98	FHLMC MULTI FAMILY STRUCTURED	Federal Agency	87,873.97	89,658.91	94,710.42	-	(6,659.67)	88,017.20	01/25/20	4.24%
31680VAD9	FIFTH THIRD AUTO TR 2019-1 A-3	Asset-Backed	45,000.00	44,990.11	45,705.12	-	(70.65)	45,634.50	12/15/23	2.60%
34531EAD8	FORD CREDIT AUTO OWN TR 2017 A-3	Asset-Backed	26,045.30	26,045.22	29,955.12	-	11.12	26,005.71	06/15/21	1.67%
34531LAD2	FORD CREDIT AUTO LEASE 2018- A-3	Asset-Backed	50,000.00	49,995.78	50,565.50	-	(74.00)	50,491.50	12/15/21	3.16%
36255JAD6	GM FINL CON AUTO REC 2018-3 A-3	Asset-Backed	60,000.00	59,986.01	61,083.00	-	(285.60)	60,797.40	05/16/23	2.98%
36256GAD1	GM FINL CON AUTO REC 2018-3 A-3	Asset-Backed	40,000.00	39,996.84	40,304.40	-	(32.00)	40,272.40	06/21/21	3.16%
36256XAD4	GM FINL CON AUTO REC 2019-1 A-3	Asset-Backed	110,000.00	109,987.82	111,978.90	-	(410.30)	111,568.60	11/16/23	2.93%
427866BA5	HERSHEY CO 3.10% 5/15/2021	Corporate	75,000.00	74,948.25	76,435.50	-	(182.25)	76,253.25	05/15/21	3.05%
437076BV3	HOME DEPOT INC SR NT	Corporate	60,000.00	59,835.50	62,323.80	-	(276.00)	62,047.80	03/01/22	3.14%

**VENTURA REGIONAL SANITATION DISTRICT
CASH & CASH EQUIVALENT AND INVESTMENT REPORT
FOR THE MONTH ENDED SEPTEMBER 30, 2019**

CUSIP	Asset Name	Asset Type	Shares/Units	Cost Basis	Market Value				Annual Yield	
					Beginning Balance 8/31/2019	Purchase/Sale or Maturity	Market Inc/(Dec)	Ending Balance 9/30/2019		
44931PAD8	HYUNDAI AUTO RECV TR 2017-A A-3	Asset-Backed Corporate	32,049.82	32,047.23	35,823.34	(3,828.41)	13.23	32,008.16	1.76%	
44932HAB9	IBM CREDIT CORP BONDS	Corporate	110,000.00	109,772.30	109,778.90	-	8.80	109,787.70	1.80%	
458140AM2	INTEL CORP NT 2.700% 12/15/2022	Corporate	120,000.00	117,655.20	123,519.60	-	(387.60)	123,132.00	2.63%	
45930KCM0	INTERNATIONAL FIN CORP 2.2500%	Supranationals	25,000.00	24,926.50	25,185.75	-	(43.00)	25,142.75	2.24%	
46647PBB1	JPMORGAN CHASE & CO FLOATING RATE	Corporate	160,000.00	160,000.00	164,494.40	-	(595.20)	163,899.20	3.13%	
47788CAC6	JOHN DEERE OWNER TR 2018 A-3 2.6600%	Asset-Backed	30,000.00	29,997.84	30,144.00	-	(21.30)	30,122.70	2.65%	
55379WVZ3	MUFG BK LTD N Y BRH 2.9800%	CD-Negotiable	150,000.00	150,000.00	154,228.50	-	(93.00)	154,135.50	2.90%	
58772RAD6	MERC-BENZ AUTO RECV TR 2018-A-3	Asset-Backed	105,000.00	104,995.97	106,508.85	-	(215.25)	106,293.60	2.99%	
60934N80S	FEDERATED GOVERNMENT OBLIGATIONS	Money Market Funds	146,724.25	146,724.25	340,520.00	(193,795.75)	-	146,724.25	1.73%	
61746BDQ6	MORGAN STANLEY FR BONDS	Corporate	125,000.00	132,316.25	134,115.00	-	(1,136.25)	132,978.75	3.64%	
63743HER9	NATIONAL RURAL UTIL COOP	Corporate	120,000.00	119,648.40	121,689.20	-	(165.60)	121,503.60	2.86%	
65478NAD7	NISSAN AUTO REC TR 2018-C A-3	Asset-Backed	90,000.00	89,982.76	92,367.00	-	(339.30)	92,027.70	3.15%	
65558TLL7	NORDEA BK ABP NEW YORK BRH 1.8500%	CD-Negotiable	100,000.00	100,000.00	100,000.00	-	94.00	100,110.00	1.85%	
69371RN93	PACCAR FINANCIAL CORP	Corporate	50,000.00	49,975.50	50,651.00	-	(47.50)	50,603.50	2.77%	
78012UEE1	ROYAL BK CDA NY BRH 3.2400% 6/7/2021	CD-Negotiable	175,000.00	175,000.00	179,455.50	-	(271.25)	179,184.25	3.16%	
808513AW5	SCHWAB CHARLES NEW	Corporate	70,000.00	69,997.90	71,555.40	-	(111.30)	71,444.10	3.18%	
83050PDR7	SKANDINAVISKA ENSKILDA BANKE 1.8600%	CD-Negotiable	100,000.00	100,000.00	-	100,000.00	139.00	100,139.00	1.86%	
86566BPC9	SUMITOMO MITSUI BKG CORP N Y 3.3900%	CD-Negotiable	180,000.00	179,755.20	183,303.00	-	(356.40)	182,946.60	3.34%	
89236TDH5	TOYOTA MTR CRED CORP MTN	Corporate	25,000.00	24,987.50	24,976.25	-	17.50	24,993.75	1.55%	
89236TDU6	TOYOTA MOTOR CREDIT CORP	Corporate	80,000.00	79,963.20	79,929.60	-	76.80	80,006.40	1.95%	
89239JAD6	TOYOTA AUTO RECV TR 2019-B A-3	Asset-Backed	60,000.00	59,990.43	60,980.40	-	(199.80)	60,780.60	2.54%	
90275DJ50	UBS AG STAMFORD BRH 2.2300%	CD-Negotiable	280,000.00	280,000.00	280,389.20	-	(100.80)	280,288.40	2.23%	
904764BF3	UNILEVER CAPITAL CORP 3.000%	Corporate	100,000.00	99,516.00	102,794.00	-	(227.00)	102,519.00	2.37%	
91159HX1	U S BANCORP MTNS BK ENT FR	Corporate	100,000.00	99,911.00	101,896.00	-	(608.00)	101,286.00	2.37%	
9128282F6	UNITED STATES TREAS NTS 1.1250%	U.S. T-Notes/Bonds	215,000.00	212,043.75	213,303.65	-	(479.45)	212,824.20	1.14%	
9128282F6	UNITED STATES TREAS NTS 1.8750%	U.S. T-Notes/Bonds	215,000.00	211,808.59	435,276.10	-	(1,093.86)	216,603.90	1.86%	
9128282W9	UNITED STATES TREAS NTS 1.8750%	U.S. T-Notes/Bonds	170,000.00	165,198.83	172,298.40	-	(790.50)	171,507.90	1.86%	
9128283S7	UNITED STATES TREAS NTS 2.0000%	U.S. T-Notes/Bonds	85,000.00	84,750.98	85,017.00	-	5.95	85,022.95	2.00%	
9128284M7	UNITED STATES TREAS NTS 2.7500%	U.S. T-Notes/Bonds	190,000.00	193,859.38	194,371.90	-	(653.60)	193,718.30	2.70%	
912828D72	UNITED STATES TREAS NTS 2.0000%	U.S. T-Notes/Bonds	200,000.00	200,601.56	201,844.00	-	(610.00)	201,234.00	1.99%	
912828F62	UNITED STATES TREAS NTS 1.5000%	U.S. T-Notes/Bonds	240,000.00	241,232.03	239,772.00	-	110.40	239,882.40	1.50%	
912828H52	UNITED STATES TREAS NTS 1.2500%	U.S. T-Notes/Bonds	400,000.00	391,531.25	398,892.00	-	216.00	399,108.00	1.25%	
912828N30	UNITED STATES TREAS NTS 1.3750%	U.S. T-Notes/Bonds	290,000.00	290,673.82	288,822.60	-	(69.60)	288,753.00	1.38%	
912828P38	UNITED STATES TREAS NTS 2.1250%	U.S. T-Notes/Bonds	270,000.00	265,717.97	276,107.40	-	(1,498.50)	274,608.90	2.09%	
912828Q29	UNITED STATES TREAS NTS 1.5000%	U.S. T-Notes/Bonds	365,000.00	348,646.87	368,879.95	-	(1,956.40)	366,923.55	1.74%	
912828R55	UNITED STATES TREAS NTS 1.6250%	U.S. T-Notes/Bonds	200,000.00	188,000.00	200,586.00	-	(1,046.00)	199,540.00	1.50%	
912828S76	UNITED STATES TREAS NTS 1.1250%	U.S. T-Notes/Bonds	275,000.00	266,606.44	276,999.25	-	(1,463.00)	275,536.25	1.62%	
912828T26	UNITED STATES TREAS NTS 1.3750%	U.S. T-Notes/Bonds	100,000.00	97,308.59	99,191.00	-	(187.00)	99,004.00	1.14%	
912828T67	UNITED STATES TREAS NTS 1.2500%	U.S. T-Notes/Bonds	600,000.00	587,085.94	598,992.00	-	(3,396.00)	595,596.00	1.39%	
912828TR1	UNITED STATES TREAS NTS 1.0000%	U.S. T-Notes/Bonds	280,000.00	275,066.01	278,434.80	-	(708.40)	277,726.40	1.26%	
912828U81	UNITED STATES TREAS NTS 2.0000%	U.S. T-Notes/Bonds	185,000.00	MATURED	39,968.40	(40,000.00)	31.60	-	1.00%	
912828V72	UNITED STATES TREAS NTS 1.8750%	U.S. T-Notes/Bonds	185,000.00	187,247.47	187,123.80	-	(619.75)	186,504.05	1.98%	
912828VZ0	UNITED STATES TREAS NTS 2.0000%	U.S. T-Notes/Bonds	25,000.00	24,984.38	25,229.50	-	(90.75)	25,138.75	1.87%	
912828W55	UNITED STATES TREAS NTS 1.8750%	U.S. T-Notes/Bonds	645,000.00	639,394.73	395,940.10	250,273.44	(78.34)	646,135.20	2.00%	
912828X70	UNITED STATES TREAS NTS 1.8750%	U.S. T-Notes/Bonds	390,000.00	387,425.39	393,810.30	-	(1,524.90)	392,285.40	1.86%	
912828XX3	UNITED STATES TREAS NTS 2.0000%	U.S. T-Notes/Bonds	270,000.00	271,212.89	277,065.90	-	(1,930.50)	275,135.40	1.96%	
94106LBF5	UNITED STATES TREAS NTS 2.0000%	U.S. T-Notes/Bonds	150,000.00	151,611.33	154,072.50	-	(1,161.00)	152,911.50	1.96%	
96121TA43	WESTPAC BKG CORP NY BRH INST 2.0500%	Corporate	50,000.00	51,384.50	-	51,384.50	353.50	51,738.00	2.85%	
96121TA43	WESTPAC BKG CORP NY BRH INST 2.0500%	CD-Negotiable	65,000.00	65,000.00	65,185.90	-	(50.05)	65,135.85	2.05%	
				14,119,222	\$ 14,056,553.76	\$ 14,278,115.50	\$ 100,761.42	\$ (103,136.73)	\$ 14,275,740.19	

**VENTURA REGIONAL SANITATION DISTRICT
CASH & CASH EQUIVALENT AND INVESTMENT REPORT
FOR THE MONTH ENDED SEPTEMBER 30, 2019**

CUSIP	Asset Name	Asset Type	Shares/Units	Cost Basis	Beginning Balance 8/31/2019	Market Value			Ending Balance 9/30/2019	Maturity Date	Annual Yield
						Purchase/Sale or Maturity	Market Inc/(Dec)	Market Value			
02007HAC5	ALLY AUTO RECV TR 2017-2 A-3 1.7800%	Asset-Backed	18,153.37	18,151.24	20,633.94	(2,509.29)	7.84	18,132.49	08/16/21	1.78%	
025816CC1	AMERICAN EXPRESS CO 3.400%	Corporate	55,000.00	57,204.40	58,004.65	-	(483.45)	57,521.20	02/22/24	3.25%	
02665WVCY5	AMERICAN HONDA FINANCE 2.200%	Corporate	40,000.00	39,963.20	40,315.20	-	(167.60)	40,147.60	06/27/22	2.19%	
05531FAX1	BB&T CORP SR MEDIUM TERM NTS 2.7500%	Corporate	60,000.00	60,453.00	61,063.20	-	(173.40)	60,889.80	04/01/22	2.71%	
097023CL7	THE BOEING COMPANY SNR PIDI NTS	Corporate	15,000.00	14,999.40	15,100.95	-	(35.70)	15,065.25	08/01/21	2.29%	
13063DDF2	CALIFORNIA ST FEDERALLY TAXABLE VAR	Municipal Bonds	40,000.00	40,557.20	40,887.60	-	(146.80)	40,740.80	10/01/22	2.46%	
13063DGA0	CALIFORNIA ST FEDERALLY TAXABLE VAR	Municipal Bonds	50,000.00	50,002.00	50,778.00	-	(50.50)	50,727.50	04/01/21	2.77%	
14913Q2V0	CATERPILLAR FINL SVCS MTNS B 2.8500%	Corporate	35,000.00	35,822.50	36,291.85	-	(267.05)	36,024.80	05/17/24	2.77%	
17305EGK5	CITIBANK CCIT 2018-A1 NOTES 2.4900%	Asset-Backed	80,000.00	79,115.63	80,788.80	-	(200.00)	80,588.80	01/20/23	2.47%	
24422ETL3	DEERE JOHN CAP CORP MTNS BE 2.6500%	Corporate	30,000.00	29,867.70	30,569.70	-	(98.40)	30,471.30	01/06/22	2.61%	
24422EUD9	JOHN DEERE CAP CORP	Corporate	30,000.00	29,979.60	30,388.50	-	0.30	30,388.80	03/12/21	2.84%	
2546887FK7	WALT DISNEY COMPANY 1.75% 8/30/2024	Corporate	50,000.00	49,796.00	-	-	-	49,796.00	08/30/24	1.76%	
3130ACEZ6	FEDL HOME LOAN BANK BONDS	Federal Agency	15,000.00	14,942.25	14,942.25	-	(10.65)	14,931.60	09/28/20	1.38%	
3130AEEW4	FEDERAL HOME LOAN BANKS CONS BD	Federal Agency	100,000.00	99,785.00	100,996.00	-	(221.00)	100,775.00	10/01/20	2.61%	
3130AEXV7	FEDERAL HOME LOAN BANKS	Federal Agency	FULL CALL	FULL CALL	60,021.00	(60,000.00)	(21.00)	-	09/20/21	3.00%	
3130AFW94	FEDERAL HOME LOAN BANKS CONS BD	Federal Agency	65,000.00	64,769.90	67,976.35	-	(513.50)	67,462.85	02/13/24	2.41%	
313383QR5	FEDERAL HOME LOAN BANKS 3.2500%	Federal Agency	125,000.00	131,722.50	133,082.50	-	(1,076.25)	132,006.25	06/09/23	3.08%	
313383YJ4	FEDERAL HOME LOAN BANKS 3.3750%	Federal Agency	50,000.00	50,869.80	53,691.00	-	(397.50)	53,293.50	09/08/23	3.17%	
3135GOU35	FEDERAL NATIONAL MTG ASSN	Federal Agency	60,000.00	59,986.20	61,293.60	-	(229.80)	61,063.80	06/22/21	2.70%	
31355GUB8	FANNIE MAE 2.87500% 10/30/2020	Federal Agency	85,000.00	84,980.70	86,159.40	-	(239.70)	85,919.70	10/30/20	2.84%	
3135G0V34	FANNIE MAE 2.500% 2/05/2024	Federal Agency	80,000.00	79,702.40	83,702.40	-	(234.65)	83,016.00	02/05/24	2.41%	
31355G0V33	FEDERAL NATIONAL MTG ASSN	Federal Agency	65,000.00	64,773.80	-	-	-	64,539.15	09/06/22	1.39%	
3136AEGQ4	FNMA REMIC TRUST 2013-M7 A2 2.2800%	Federal Agency	17,979.88	18,215.44	-	-	(18,716.63)	18,149.25	12/25/22	2.26%	
3136B1XP4	FANNIEMAE-ACES	Federal Agency	28,229.30	28,790.81	29,882.67	-	(50.48)	28,752.11	09/25/21	3.50%	
3137B4GX8	FILMCM REMIC SERIES K-032 A-1 3.0160%	Federal Agency	11,246.99	11,273.79	11,708.14	-	(9.65)	11,449.89	02/25/23	2.96%	
3137B5JL8	FILMCM REMIC SERIES K-034 A-1 2.6690%	Federal Agency	14,739.21	14,663.79	15,246.07	-	(6.64)	14,906.65	02/25/23	2.64%	
3137BM6P6	FILMCM REMIC SERIES K-721 A-2 FLTG RT	Federal Agency	35,000.00	35,298.05	36,104.95	-	(310.10)	35,794.85	08/25/22	3.02%	
3137FEAF7	FEDERAL HOME LN MTG CORP	Federal Agency	20,000.00	19,931.60	19,939.20	-	2.60	19,941.80	04/20/20	1.38%	
3137FKK39	FEDERAL HOME LOAN MORTGAGE CORP	Federal Agency	16,956.87	16,956.82	17,290.92	-	(13.89)	17,249.38	07/25/23	3.15%	
31398VJ98	FILMCM MULTI FAMILY STRUCTURED	Federal Agency	43,936.97	44,829.44	47,355.20	-	(16.77)	44,008.59	01/25/20	4.24%	
31680YAD9	FIFTH THIRD AUTO TR 2019-1 A-3	Asset-Backed	15,000.00	14,996.70	15,235.05	-	(23.55)	15,211.50	12/15/23	2.60%	
34531EAD8	FORD CREDIT AUTO OWN TR 2017 A-3	Asset-Backed	9,301.87	9,301.84	10,698.24	-	3.97	9,287.73	06/15/21	1.67%	
34531LAD2	FORD CREDIT AUTO LEASE 2018- A-3	Asset-Backed	20,000.00	19,998.31	20,226.20	-	(29.60)	20,196.60	12/15/21	3.16%	
36255JAD6	GM FINL CON AUTO REC 2018-3 A-3	Asset-Backed	20,000.00	19,995.34	20,361.00	-	(95.20)	20,265.80	05/16/23	2.98%	
36256GAD1	GM FINL AUTO LEASE TR 2018-3 A-3	Asset-Backed	10,000.00	9,999.21	10,076.10	-	(8.00)	10,068.10	06/21/21	3.16%	
42786BBA5	HERSHEY CO 3.10% 5/15/2021	Corporate	25,000.00	24,982.75	25,478.50	-	(60.75)	25,417.75	05/15/21	3.05%	
43707BV3	HOME DEPOT INC SR NT	Corporate	25,000.00	24,931.50	25,966.25	-	(115.00)	25,853.25	03/01/22	3.14%	
44931PAD8	HYUNDAI AUTO RECV TR 2017-A A-3	Asset-Backed	12,326.85	12,325.84	13,778.21	-	5.09	12,310.83	08/16/21	1.76%	
44932HAB9	IBM CREDIT CORP BONDS	Corporate	50,000.00	49,896.50	49,899.50	-	4.00	49,903.50	01/20/21	1.80%	
45950VLQ7	INTL FINANCE CORP 2.6500% 3/9/2021	Supnationals	40,000.00	39,970.00	40,372.80	-	(76.00)	40,296.80	03/09/21	2.62%	
46647PBB1	JOHN DEERE OWNER TR 2018 A-3 2.6600%	Asset-Backed	10,000.00	9,999.28	10,048.00	-	(186.00)	51,218.50	04/01/23	3.13%	
47788AC6	MUFG BK LTD N Y BRH 2.9800%	CD-Negotiable	40,000.00	40,000.00	41,127.60	-	(7.10)	10,040.90	04/18/22	2.65%	
53579WZU3	FEDERATED GOVERNMENT OBLIGATIONS	Money Market Funds	15,838.06	15,838.06	19,881.70	(4,043.64)	(24.80)	41,102.80	02/25/22	2.90%	
60934N805	MORGAN STANLEY FR BONDS	Corporate	70,000.00	74,097.10	75,104.40	-	(636.30)	74,468.10	04/29/24	3.64%	
61746BDQ6	MUFG BANK L YD NY	Commercial Paper	150,000.00	148,057.50	149,574.00	-	(62.10)	45,563.85	03/15/21	2.86%	
62479MNX8	NATIONAL RURAL UTIL COOP	Asset-Backed	45,000.00	44,856.45	45,625.95	-	(32.60)	20,094.60	05/16/22	2.64%	
63743HER9	NISSAN AUTO REC TR 2018-A A-3	Asset-Backed	20,000.00	19,997.71	20,127.20	-	47.00	50,055.00	08/26/22	1.85%	
65478DAD9	NORDEA BK ABP NEW YORK BRH 1.8500%	CD-Negotiable	50,000.00	50,000.00	50,008.00	-	-	-	-	-	

**VENTURA REGIONAL SANITATION DISTRICT
CASH & CASH EQUIVALENT AND INVESTMENT REPORT
FOR THE MONTH ENDED SEPTEMBER 30, 2019**

CUSIP	Asset Name	Asset Type	Shares/Units	Cost Basis	Market Value				Annual Yield
					Beginning Balance 8/31/2019	Purchase/Sale or Maturity	Market Inc/(Dec)	Ending Balance 9/30/2019	
69371RN93	PACCAR FINANCIAL CORP	Corporate	20,000.00	19,990.20	20,260.40	-	(19.00)	20,241.40	2.77%
808513AW5	SCHWAB CHARLES NEW	Corporate	25,000.00	24,999.25	25,555.50	-	(39.75)	25,515.75	3.18%
83050PDR7	SKANDINAVISKA ENSKILDA BANKE 1.8600%	CD-Negotiable	50,000.00	50,000.00	-	50,000.00	69.50	50,069.50	1.86%
86565BPC9	SUMITOMO MITSUI BKG CORP N Y 3.3900%	CD-Negotiable	50,000.00	49,932.00	50,917.50	-	(99.00)	50,818.50	3.34%
89236TDU6	TOYOTA MOTOR CREDIT CORP	Corporate	30,000.00	29,986.20	29,973.60	-	28.80	30,002.40	1.95%
89239JAD6	TOYOTA AUTO RECV TR 2019-B A-3	Asset-Backed	20,000.00	19,996.81	20,326.80	-	(66.60)	20,260.20	2.54%
90275DJU0	UBS AG STAMFORD BRH 2.3000%	CD-Negotiable	SOLD	SOLD	90,125.10	-	(6.55)	-	2.37%
91159HHX1	U S BANCORP MTNS BK ENT FR	Corporate	40,000.00	39,964.40	40,514.40	-	(243.20)	40,514.40	2.27%
9128282F6	UNITED STATES TREAS NTS 1.1250%	U.S. T-Notes/Bonds	155,000.00	152,868.75	153,777.05	-	(345.65)	153,431.40	1.14%
9128282P4	UNITED STATES TREAS NTS 1.8750%	U.S. T-Notes/Bonds	SOLD	SOLD	70,858.90	-	(19.45)	-	1.85%
9128283S7	UNITED STATES TREAS NTS 2.0000%	U.S. T-Notes/Bonds	35,000.00	34,897.46	35,007.00	-	2.45	35,009.45	2.00%
912828D72	UNITED STATES TREAS NTS 2.0000%	U.S. T-Notes/Bonds	180,000.00	180,541.41	181,659.60	-	(549.00)	181,110.60	1.99%
912828H86	UNITED STATES TREAS NTS 1.0000%	U.S. T-Notes/Bonds	45,000.00	44,259.96	45,031.50	-	(152.55)	44,878.95	1.50%
912828L24	UNITED STATES TREAS NTS 1.8750%	U.S. T-Notes/Bonds	50,000.00	50,468.75	50,640.50	-	(220.50)	50,420.00	1.86%
912828L32	UNITED STATES TREAS NTS 1.3750%	U.S. T-Notes/Bonds	260,000.00	264,313.08	258,944.40	-	(62.40)	258,882.00	1.38%
912828L57	UNITED STATES TREAS NTS 1.7500%	U.S. T-Notes/Bonds	170,000.00	166,086.72	171,613.30	-	(770.10)	170,843.20	1.74%
912828N30	UNITED STATES TREAS NTS 2.1250%	U.S. T-Notes/Bonds	100,000.00	98,414.06	102,262.00	-	(555.00)	101,707.00	2.09%
912828P38	UNITED STATES TREAS NTS 1.7500%	U.S. T-Notes/Bonds	140,000.00	133,622.66	141,488.20	-	(750.40)	140,737.80	1.74%
912828Q78	UNITED STATES TREAS NTS 1.3750%	U.S. T-Notes/Bonds	60,000.00	58,814.06	59,777.40	-	(108.00)	59,669.40	1.38%
912828R69	UNITED STATES TREAS NTS 1.6250%	U.S. T-Notes/Bonds	125,000.00	120,916.99	125,908.75	-	(665.00)	125,243.75	1.62%
912828S35	UNITED STATES TREAS NTS 1.3750%	U.S. T-Notes/Bonds	125,000.00	118,496.09	124,566.25	-	(668.75)	124,087.50	1.39%
912828S76	UNITED STATES TREAS NTS 1.1250%	U.S. T-Notes/Bonds	SOLD	SOLD	34,716.85	-	17.92	-	1.13%
912828T67	UNITED STATES TREAS NTS 1.2500%	U.S. T-Notes/Bonds	110,000.00	107,413.28	109,385.10	-	(278.30)	109,106.80	1.26%
912828U81	UNITED STATES TREAS NTS 2.0000%	U.S. T-Notes/Bonds	80,000.00	80,971.87	80,850.40	-	(268.00)	80,582.40	1.98%
912828UL2	UNITED STATES TREAS NTS 1.3750%	U.S. T-Notes/Bonds	100,000.00	98,320.31	99,766.00	-	47.00	99,813.00	1.38%
912828V70	UNITED STATES TREAS NTS 2.0000%	U.S. T-Notes/Bonds	60,000.00	60,065.63	-	60,065.63	39.97	60,105.60	2.00%
912828W22	UNITED STATES TREAS NTS 1.3750%	U.S. T-Notes/Bonds	125,000.00	124,990.24	124,697.50	-	33.75	124,731.25	1.38%
912828W48	UNITED STATES TREAS NTS 2.1250%	U.S. T-Notes/Bonds	170,000.00	169,386.72	175,193.50	-	(1,156.00)	174,037.50	2.08%
912828W55	UNITED STATES TREAS NTS 1.8750%	U.S. T-Notes/Bonds	55,000.00	54,744.34	55,537.35	-	(215.05)	55,322.30	1.86%
94106LBF5	WASTE MANAGEMENT, INC 6/15/2024	Corporate	40,000.00	41,107.60	-	41,107.60	282.80	41,390.40	2.85%
VENTURA REGIONAL SANITATION DISTRICT-COASTAL Total					\$ 4,422,196.69	\$ 4,479,065.29	\$ 32,457.31	\$ 4,479,377.83	
02004VAC7	ALLY AUTO RECV TR 2019-2 A-3 2.9200%	Asset-Backed	40,000.00	39,992.74	40,339.20	-	(67.20)	40,272.00	2.90%
02007HAC5	ALLY AUTO RECV TR 2017-2 A-3 1.7800%	Asset-Backed	25,414.75	25,411.75	28,887.54	-	10.98	25,385.52	1.78%
02007JAC1	ALLY AUTO RECV TR 2018-3 A-3 3.0000%	Asset-Backed	50,000.00	49,996.58	50,513.00	-	(68.00)	50,445.00	2.97%
025816CC1	AMERICAN EXPRESS CO 3.400%	Corporate	50,000.00	52,004.00	52,731.50	-	(439.50)	52,292.00	3.25%
02665WCY5	AMERICAN HONDA FINANCE 2.200%	Corporate	55,000.00	54,949.40	55,433.40	-	(230.45)	55,202.95	2.19%
05531FAX1	BB&T CORP SR MEDIUM TERM NTS 2.7500%	Corporate	100,000.00	100,755.00	101,772.00	-	(289.00)	101,483.00	2.71%
06417GU22	BANK NOVA SCOTIA HOUSTON TEX 3.0800%	CD-Negotiable	SOLD	SOLD	50,502.50	-	(98.19)	-	1.14%
097023CL7	THE BOEING COMPANY SNR PIDI NTS	Corporate	20,000.00	19,999.20	20,134.60	-	(47.60)	20,087.00	2.29%
13063DDF2	CALIFORNIA ST FEDERALLY TAXABLE VAR	Municipal Bonds	55,000.00	55,766.15	56,220.45	-	(201.85)	56,018.60	2.46%
13063DGA0	CALIFORNIA ST FEDERALLY TAXABLE VAR	Municipal Bonds	70,000.00	70,002.80	71,089.20	-	(70.70)	71,018.50	2.76%
14041NFU0	CAPITAL ONE CC TR 2019-2 A 1.7200%	Asset-Backed	115,000.00	114,971.04	-	114,971.04	(434.49)	114,536.55	0.00%
14313FAD1	CATERPILLAR FINL SVCS MTNS B 2.8500%	Corporate	35,000.00	34,995.23	35,693.70	-	(82.25)	35,611.45	3.08%
14913Q2V0	CARMAX AUTO OWNER TR 2018-3 A-3	Corporate	40,000.00	40,940.00	41,476.40	-	(305.20)	41,171.20	2.77%
24422ETL3	DEERE JOHN CAP CORP MTNS BE 2.6500%	Corporate	40,000.00	39,823.60	40,759.60	-	(131.20)	40,628.40	2.61%
24422EUD9	JOHN DEERE CAP CORP	Corporate	35,000.00	34,976.20	35,453.25	-	0.35	35,453.60	2.84%
254687FK7	WALT DISNEY COMPANY	Corporate	60,000.00	59,755.20	-	59,755.20	-	59,755.20	1.76%
25468PDP8	WALT DISNEY COMPANY	Corporate	SOLD	SOLD	15,000.75	-	(5.10)	-	1.95%
3130AEWA4	FEDERAL HOME LOAN BANKS CONS BD	Federal Agency	100,000.00	99,785.00	100,996.00	-	(221.00)	100,775.00	2.61%

**VENTURA REGIONAL SANITATION DISTRICT
CASH & CASH EQUIVALENT AND INVESTMENT REPORT
FOR THE MONTH ENDED SEPTEMBER 30, 2019**

CUSIP	Asset Name	Asset Type	Shares/Units	Cost Basis	Beginning Balance 8/31/2019	Purchase/Sale or Maturity	Market Inc/(Dec)	Ending Balance 9/30/2019	Maturity Date	Annual Yield
3130AEXV7	FEDERAL HOME LOAN BANKS	Federal Agency	FULL CALL	FULL CALL	85,029.75	(85,000.00)	(29.75)	-	09/20/21	3.00%
3130AFW94	FEDERAL HOME LOAN BANKS CONS BD	Federal Agency	80,000.00	79,716.80	83,663.20	-	(632.00)	83,031.20	02/13/24	2.41%
3130AGLD5	FEDERAL HOME LOAN BANKS CONS BD	Federal Agency	90,000.00	89,919.90	90,536.40	-	(218.70)	90,317.70	07/07/21	1.87%
313383J4	FEDERAL HOME LOAN BANKS 3.3750%	Federal Agency	110,000.00	111,913.56	118,120.20	-	(874.50)	117,245.70	09/08/23	3.17%
3135G0T29	FEDERAL NATL MTG ASSN NTS	Federal Agency	70,000.00	69,955.20	69,852.30	-	28.70	69,881.00	02/28/20	1.50%
3135G0U27	FEDERAL NATL MTGE ASSN NOTES	Federal Agency	35,000.00	34,947.85	35,522.55	-	(105.70)	35,416.85	04/13/21	2.47%
3135G0U35	FEDERAL NATIONAL MTG ASSN	Federal Agency	80,000.00	79,981.60	81,724.80	-	(306.40)	81,418.40	06/22/21	2.70%
3135G0U84	FANNIE MAE 2.87500% 10/30/2020	Federal Agency	120,000.00	119,930.40	121,636.80	-	(338.40)	121,298.40	10/30/20	2.84%
3135G0V34	FANNIE MAE 2.500% 2/05/2024	Federal Agency	SOLD	SOLD	104,628.00	(103,346.00)	(1,282.00)	-	02/05/24	2.39%
3135G0W33	FEDERAL NATIONAL MTG ASSN	Federal Agency	90,000.00	89,686.80	-	89,686.80	(324.90)	89,361.90	09/06/22	1.39%
3136AEGQ4	FNMA REMIC TRUST 2013-M7 A2 2.2800%	Federal Agency	28,767.81	29,144.70	-	58,985.40	(29,946.60)	29,038.80	12/25/22	2.26%
3136B1XP4	FANNIEMAE-ACES	Federal Agency	38,815.32	39,587.39	41,088.71	-	(69.42)	39,534.18	09/25/21	3.50%
3137B4GX8	FHLMC REMIC SERIES K-032 A-1 3.0160%	Federal Agency	17,995.19	18,038.08	18,319.82	-	(15.46)	18,319.82	02/25/23	2.96%
3137B5JL8	FHLMC REMIC SERIES K-034 A-1 2.6690%	Federal Agency	19,652.27	19,551.70	20,328.09	-	(8.86)	19,875.52	02/25/23	2.64%
3137BM6P6	FHLMC REMIC SERIES K-721 A-2 FLTG RT	Federal Agency	40,000.00	40,340.63	41,262.80	-	(354.40)	40,908.40	08/25/22	3.02%
3137FKK39	FEDERAL HOME LOAN MORTGAGE CORP	Federal Agency	25,435.29	25,435.21	25,936.37	-	(20.84)	25,874.05	07/25/23	3.15%
31398VJ98	FHLMC MULTI FAMILY STRUCTURED	Federal Agency	29,291.32	29,886.30	31,570.14	-	(11.19)	29,339.06	01/25/20	4.24%
31680YAD9	FIFTH THIRD AUTO TR 2019-1 A-3	Asset-Backed	20,000.00	19,995.60	20,282.00	-	(31.40)	20,282.00	12/15/23	2.60%
34531EAD8	FORD CREDIT AUTO OWN TR 2017 A-3	Asset-Backed	14,883.02	14,882.97	17,117.20	-	6.36	14,860.40	06/15/21	1.67%
34531LAD2	FORD CREDIT AUTO LEASE 2018-A-3	Asset-Backed	25,000.00	24,997.89	25,282.75	-	(37.00)	25,245.75	12/15/21	3.16%
36255JAD6	GM FINL CON AUTO REC 2018-3 A-3	Asset-Backed	30,000.00	29,993.00	30,541.50	-	(142.80)	30,398.70	05/16/23	2.98%
36256GAD1	GM FINL AUTO LEASE TR 2018-3 A-3	Asset-Backed	20,000.00	19,998.42	20,152.20	-	(16.00)	20,136.20	06/21/21	3.16%
427866BA5	HERSHEY CO 3.10% 5/15/2021	Corporate	25,000.00	24,982.75	25,478.50	-	(60.75)	25,417.75	05/15/21	3.05%
437076BV3	HOME DEPOT INC SR NT	Corporate	30,000.00	29,917.80	31,161.90	-	(138.00)	31,023.90	03/01/22	3.14%
44932HAB9	HYUNDAI AUTO REC TR 2017-A-3	Asset-Backed	19,722.98	19,721.38	22,045.15	-	8.14	19,697.34	08/16/21	1.76%
45905GHH0	IBM CREDIT CORP BONDS	Corporate	60,000.00	59,875.80	59,879.40	-	4.80	59,884.20	01/20/21	1.80%
45950KCM0	INTERNATIONAL BK FOR RECON & 2.7500%	Supranationals	10,000.00	9,976.60	10,185.10	-	(46.60)	10,185.10	07/23/21	2.70%
45950KQ70	INTERNATIONAL FIN CORP 2.2500%	Supranationals	20,000.00	19,941.20	20,114.20	-	(34.40)	20,114.20	01/25/21	2.24%
46647PBB1	INTL FINANCE CORP 2.6350% 3/9/2021	Supranationals	60,000.00	59,955.00	60,559.20	-	(114.00)	60,445.20	03/09/21	2.62%
47788CAC6	JPMORGAN CHASE & CO FLOATING RATE	Corporate	60,000.00	60,000.00	61,685.40	-	(223.20)	61,462.20	04/01/23	3.13%
55379WZU3	JOHN DEERE OWNER TR 2018-A-3 2.6600%	Asset-Backed	10,000.00	9,999.28	10,048.00	-	(7.10)	10,040.90	04/18/22	2.65%
58772RAD6	MUFG BK LTD N Y BRH 2.9800%	Asset-Backed	55,000.00	55,000.00	56,550.45	-	(34.10)	56,516.35	02/25/22	2.90%
60934N80S	FEDERATED GOVERNMENT OBLIGATIONS	Money Market Funds	45,000.00	44,998.27	45,648.65	-	(92.25)	45,554.40	01/17/23	2.99%
61746BDQ6	MORGAN STANLEY FR BONDS	Corporate	21,104.88	21,104.88	244,693.59	-	(223,588.71)	21,104.88	04/29/24	3.64%
63743HER9	NATIONAL RURAL UTIL COOP	Corporate	90,000.00	95,267.70	96,562.80	-	(818.10)	95,744.70	03/15/21	2.86%
65478DAD9	NISSAN AUTO REC TR 2018-A-3	Asset-Backed	50,000.00	49,866.50	50,695.50	-	(69.00)	50,626.50	05/16/22	2.64%
65478NAD7	NISSAN AUTO REC TR 2018-C-3	Asset-Backed	25,000.00	24,997.14	25,159.00	-	(40.75)	25,118.25	06/15/23	3.15%
65588TLL7	NORDEA BK ABP NEW YORK BRH 1.8500%	CD-Negotiable	40,000.00	39,992.34	41,052.00	-	(150.80)	40,901.20	08/26/22	1.85%
69371RN93	PACARB FINANCIAL CORP	Corporate	60,000.00	60,000.00	60,009.60	-	(28.50)	60,066.00	03/01/21	2.77%
808513AW5	SCHWAB CHARLES NEW	Corporate	30,000.00	29,985.30	30,390.60	-	(55.65)	30,362.10	05/21/21	3.18%
83050PDR7	SKANDINAVISKA ENSKILDA BANKE 1.8600%	CD-Negotiable	35,000.00	34,998.95	35,777.70	-	60,000.00	35,722.05	08/26/22	1.86%
86565BPC9	SUMITOMO MITSUI BKG CORP N Y 3.3900%	CD-Negotiable	60,000.00	60,000.00	81,468.00	-	(158.40)	81,309.60	10/16/20	3.34%
89236TDU6	TOYOTA MOTOR CREDIT CORP	Corporate	40,000.00	39,981.60	39,964.80	-	38.40	40,003.20	04/17/20	1.95%
89236JAD6	TOYOTA AUTO REC TR 2019-B A-3	Asset-Backed	30,000.00	29,995.22	30,490.20	-	(99.90)	30,390.30	08/15/23	2.54%
90275DJS0	UBS AG STAMFORD BRH 2.2300%	CD-Negotiable	120,000.00	120,000.00	120,166.80	-	(43.20)	120,123.60	04/15/20	2.23%
91159HXX1	U S BANCORP MTRS BK ENT FR	Corporate	60,000.00	59,946.60	61,136.40	-	(364.80)	60,771.60	07/30/24	2.37%
9128282P4	UNITED STATES TREATS NTS 1.1250%	U.S. T-Notes/Bonds	150,000.00	147,937.50	148,816.50	-	(334.50)	148,482.00	08/31/21	1.14%
9128282P4	UNITED STATES TREATS NTS 1.8750%	U.S. T-Notes/Bonds	65,000.00	64,035.16	156,901.85	-	(337.65)	65,484.90	07/31/22	1.86%
9128282W9	UNITED STATES TREATS NTS 1.8750%	U.S. T-Notes/Bonds	140,000.00	136,046.09	141,892.80	-	(651.00)	141,241.80	09/30/22	1.86%

**VENTURA REGIONAL SANITATION DISTRICT
CASH & CASH EQUIVALENT AND INVESTMENT REPORT
FOR THE MONTH ENDED SEPTEMBER 30, 2019**

CUSIP	Asset Name	Asset Type	Shares/Units	Cost Basis	Beginning Balance 8/31/2019	Purchase/Sale or Maturity	Market Inc/(Dec)	Ending Balance 9/30/2019	Maturity Date	Annual Yield
912828S7	UNITED STATES TREAS NTS 2.0000%	U.S. T-Notes/Bonds	55,000.00	54,838.87	55,011.00	-	3.85	55,014.85	01/31/20	2.00%
912828B9	UNITED STATES TREAS NTS 2.0000%	U.S. T-Notes/Bonds	25,000.00	25,903.32	25,136.75	-	(48.75)	25,088.00	02/28/21	1.99%
912828D7	UNITED STATES TREAS NTS 2.0000%	U.S. T-Notes/Bonds	160,000.00	160,481.25	161,475.20	-	(488.00)	160,987.20	08/31/21	1.99%
912828F6	UNITED STATES TREAS NTS 1.5000%	U.S. T-Notes/Bonds	185,000.00	185,953.90	184,824.25	-	85.10	184,909.35	10/31/19	1.50%
912828H6	UNITED STATES TREAS NTS 1.5000%	U.S. T-Notes/Bonds	90,000.00	88,519.92	90,063.00	-	(305.10)	89,757.90	01/31/22	1.50%
912828L3	UNITED STATES TREAS NTS 1.3750%	U.S. T-Notes/Bonds	15,000.00	15,166.99	14,939.10	-	(3.60)	14,935.50	08/31/20	1.38%
912828L5	UNITED STATES TREAS NTS 1.7500%	U.S. T-Notes/Bonds	165,000.00	158,415.63	166,585.85	-	(747.45)	165,818.40	09/30/22	1.74%
912828N3	UNITED STATES TREAS NTS 2.1250%	U.S. T-Notes/Bonds	175,000.00	171,490.24	178,958.50	-	(971.25)	177,987.25	12/31/22	2.09%
912828N4	UNITED STATES TREAS NTS 1.7500%	U.S. T-Notes/Bonds	30,000.00	30,943.36	30,021.00	-	(40.80)	29,980.20	12/31/20	1.75%
912828P3	UNITED STATES TREAS NTS 1.7500%	U.S. T-Notes/Bonds	100,000.00	95,730.47	101,063.00	-	(536.00)	100,527.00	01/31/23	1.74%
912828Q7	UNITED STATES TREAS NTS 1.3750%	U.S. T-Notes/Bonds	100,000.00	96,951.57	99,629.00	-	(180.00)	99,449.00	04/30/21	1.38%
912828R9	UNITED STATES TREAS NTS 1.6250%	U.S. T-Notes/Bonds	150,000.00	145,009.76	151,090.50	-	(798.00)	150,292.50	05/31/23	1.62%
912828S5	UNITED STATES TREAS NTS 1.3750%	U.S. T-Notes/Bonds	240,000.00	227,512.50	239,532.00	-	(1,284.00)	238,248.00	06/30/23	1.39%
912828S7	UNITED STATES TREAS NTS 1.1250%	U.S. T-Notes/Bonds	45,000.00	43,788.87	44,635.95	-	(84.15)	44,551.80	07/31/21	1.14%
912828T6	UNITED STATES TREAS NTS 1.3750%	U.S. T-Notes/Bonds	100,000.00	97,847.66	99,832.00	-	(566.00)	99,266.00	09/30/23	1.39%
912828T6	UNITED STATES TREAS NTS 1.2500%	U.S. T-Notes/Bonds	120,000.00	117,578.52	119,329.20	-	(303.60)	119,025.60	10/31/21	1.26%
912828U2	UNITED STATES TREAS NTS 1.3750%	U.S. T-Notes/Bonds	65,000.00	64,916.21	65,746.20	-	(217.75)	65,528.45	12/31/21	1.98%
912828U8	UNITED STATES TREAS NTS 2.0000%	U.S. T-Notes/Bonds	90,000.00	88,488.28	89,789.40	-	42.30	89,831.70	01/31/20	1.38%
912828V2	UNITED STATES TREAS NTS 2.0000%	U.S. T-Notes/Bonds	90,000.00	93,079.69	90,147.60	-	(52.20)	90,095.40	07/31/20	2.00%
912828V2	UNITED STATES TREAS NTS 2.0000%	U.S. T-Notes/Bonds	320,000.00	320,350.00	-	320,350.00	-	320,563.20	09/30/20	2.00%
912828W2	UNITED STATES TREAS NTS 1.3750%	U.S. T-Notes/Bonds	70,000.00	69,997.26	69,830.60	-	18.90	69,849.50	02/15/20	1.38%
912828W4	UNITED STATES TREAS NTS 2.1250%	U.S. T-Notes/Bonds	25,000.00	24,726.56	25,593.75	(66,228.91)	(926.84)	25,593.75	02/29/24	2.08%
912828W5	UNITED STATES TREAS NTS 1.8750%	U.S. T-Notes/Bonds	85,000.00	84,604.88	85,830.45	-	(332.35)	85,498.10	02/28/22	1.86%
912828X7	UNITED STATES TREAS NTS 2.0000%	U.S. T-Notes/Bonds	20,000.00	20,089.84	20,523.40	-	(143.00)	20,380.40	04/30/24	1.96%
912828X3	UNITED STATES TREAS NTS 2.0000%	U.S. T-Notes/Bonds	95,000.00	96,020.51	97,579.25	-	(735.30)	96,843.95	06/30/24	1.96%
94106LBF5	WASTE MANAGEMENT, INC 6/15/2024	Corporate	50,000.00	51,384.50	-	51,384.50	353.50	51,738.00	06/15/24	2.85%
96121T4A3	WESTPAC BKG CORP NY BRH INST 2.0500%	CD-Negotiable	65,000.00	65,000.00	65,185.90	-	(50.05)	65,135.85	08/03/20	2.05%
	VENTURA REGIONAL SANITATION DISTRICT-BAILLARD Total		6,096,083	\$ 6,065,232.71	\$ 6,149,444.88	\$ 46,470.10	\$ (49,220.51)	\$ 6,146,694.47		
02007HAC5	ALLY AUTO RECV TR 2017-2 A-3 1.7800%	Asset-Backed Corporate	58,083.83	58,083.99	66,028.64	(8,029.72)	25.11	58,024.03	08/16/21	1.78%
025816CC1	AMERICAN EXPRESS CO 3.400%	Corporate	155,000.00	161,212.40	163,467.65	-	(1,362.45)	162,105.20	02/22/24	3.25%
02665WBG5	AMERICAN HONDA FINANCE BONDS	Corporate	100,000.00	99,317.00	99,574.00	-	(17.00)	99,557.00	09/09/21	1.71%
02665WCP4	AMERICAN HONDA FIN CORP MTN FR	Corporate	130,000.00	129,937.60	134,184.70	-	(599.50)	133,645.20	12/10/21	3.28%
05531FAX1	BB&T CORP SR MEDIUM TERM NTS 2.7500%	Corporate	200,000.00	201,510.00	203,544.00	-	(578.00)	202,966.00	04/01/22	2.71%
097023CL7	THE BOEING COMPANY SNR PIDI NTS	Corporate	40,000.00	39,998.40	40,269.20	-	(95.20)	40,174.00	08/01/21	2.29%
13063DDF2	CALIFORNIA ST FEDERALLY TAXABLE VAR	Municipal Bonds	130,000.00	131,810.90	132,884.70	-	(477.10)	132,407.60	10/01/22	2.46%
13063DDG0	CALIFORNIA ST FEDERALLY TAXABLE VAR	Municipal Bonds	150,000.00	150,006.00	152,334.00	-	(151.50)	152,182.50	04/01/21	2.76%
14315EAC4	CARMAX AUTO OWNER TR 2018-A-3	Asset-Backed Corporate	55,000.00	54,999.49	56,448.15	-	(176.00)	56,272.15	09/15/23	3.28%
14913Q2V0	CATERPILLAR FINL SVCS MTNS B 2.8500%	Corporate	125,000.00	127,937.50	129,613.75	-	(953.75)	128,660.00	05/17/24	2.77%
17305EGK5	CITIBANK CCIT 2018-A1 NOTES 2.4900%	Asset-Backed Corporate	200,000.00	197,789.06	201,972.00	-	(500.00)	201,472.00	01/20/23	2.47%
22549LFR1	CREDIT SUISSE NEW YORK BRANC 2.6700%	CD-Negotiable	130,000.00	130,000.00	130,412.10	-	(76.70)	130,335.40	02/07/20	2.66%
24422ETL3	DEERE JOHN CAP CORP MTNS BE 2.6500%	Corporate	85,000.00	84,625.15	86,614.15	-	(278.80)	86,335.35	01/06/22	2.61%
24422EUD9	JOHN DEERE CAP CORP	Corporate	80,000.00	79,945.60	81,036.00	-	0.80	81,036.00	03/12/21	2.84%
25468PCW4	DISNEY WALT CO MTNS BE 2.3500%	Corporate	85,000.00	82,270.65	86,093.95	-	128.35	86,222.30	12/01/22	2.32%
3130ADN32	FEDERAL HOME LOAN BANK BONDS	Federal Agency	110,000.00	109,798.70	110,127.60	-	(48.40)	110,079.20	02/11/20	2.12%
3130AEXV7	FEDERAL HOME LOAN BANKS	Federal Agency	FULL CALL	FULL CALL	200,070.00	(200,000.00)	(70.00)	-	09/20/21	3.00%
3130AFTW94	FEDERAL HOME LOAN BANKS CONS BD	Federal Agency	180,000.00	179,362.80	188,242.20	-	(1,422.00)	186,820.20	02/19/24	2.41%
3130AGLD5	FEDERAL HOME LOAN BANKS CONS BD	Federal Agency	160,000.00	159,857.60	160,953.60	-	(388.80)	160,564.80	07/07/21	1.87%
313383YJ4	FEDERAL HOME LOAN BANKS 3.3750%	Federal Agency	150,000.00	152,609.40	161,073.00	-	(1,192.50)	159,880.50	09/08/23	3.17%
3135G0T29	FEDERAL NATL MTG ASSN NTS	Federal Agency	115,000.00	114,926.40	114,757.35	-	47.15	114,804.50	02/28/20	1.50%

**VENTURA REGIONAL SANITATION DISTRICT
CASH & CASH EQUIVALENT AND INVESTMENT REPORT
FOR THE MONTH ENDED SEPTEMBER 30, 2019**

CUSIP	Asset Name	Asset Type	Shares/Units	Cost Basis	Beginning Balance 8/31/2019	Purchase/Sale or Maturity	Market Inc/(Dec)	Ending Balance 9/30/2019	Maturity Date	Annual Yield
3135G0U27	FEDERAL NATL MTGE ASSN NOTES	Federal Agency	65,000.00	64,903.15	65,970.45	-	(196.30)	65,774.15	04/13/21	2.47%
3135G0U35	FEDERAL NATIONAL MTG ASSN	Federal Agency	185,000.00	184,957.45	188,988.60	-	(708.55)	188,280.05	06/22/21	2.70%
3135G0U43	FEDERAL NATL MTG ASSN 2.87500%	Federal Agency	105,000.00	109,289.25	110,809.65	-	(770.70)	110,038.95	09/12/23	2.74%
3135G0U84	FANNIE MAE 2.87500% 10/30/2020	Federal Agency	265,000.00	264,846.30	268,614.60	-	(747.30)	267,867.30	10/30/20	2.84%
3135G0V34	FANNIE MAE 2.500% 2/05/2024	Federal Agency	225,000.00	224,163.00	235,413.00	-	(1,930.50)	233,482.50	02/05/24	2.41%
3135G0W33	FEDERAL NATIONAL MTG ASSN	Federal Agency	205,000.00	204,286.60	-	204,286.60	(740.05)	203,546.55	09/06/22	1.39%
3136AEQQ4	FNMA REMIC TRUST 2013-M7 A2 2.2800%	Federal Agency	61,131.60	61,932.48	-	125,343.97	(63,636.51)	61,707.46	12/25/22	2.26%
3136B1XP4	FANNIE MAE ACES	Federal Agency	67,044.62	68,378.21	70,971.38	-	(119.90)	68,286.29	09/25/21	3.50%
3137B4GX8	FHLMC REMIC SERIES K-032 A-1 3.0160%	Federal Agency	38,330.88	38,330.88	39,807.67	(845.23)	(32.83)	38,929.61	02/25/23	2.96%
3137B5JL8	FHLMC REMIC SERIES K-034 A-1 2.6690%	Federal Agency	44,217.60	43,991.32	45,738.18	(998.34)	(19.93)	44,719.91	02/25/23	2.64%
3137BM6P6	FHLMC REMIC SERIES K-721 A-2 FLTG RT	Federal Agency	105,000.00	105,894.14	108,314.85	-	(930.30)	107,384.55	08/25/22	3.02%
3137EAEF2	FEDERAL HOME LN MTG CORP	Federal Agency	115,000.00	114,606.70	114,650.40	-	14.95	114,665.35	04/20/20	1.38%
3137EAEF5	FEDERAL HOME LN MTG CORP FR 2.75%	Federal Agency	165,000.00	165,508.20	172,631.25	-	(960.30)	171,670.95	06/19/23	2.64%
3137FKK39	FEDERAL HOME LOAN MORTGAGE CORP	Federal Agency	55,109.80	55,109.64	56,195.47	(89.87)	(45.16)	56,060.44	07/25/23	3.15%
31680YAD9	FHLMC MULTI FAMILY STRUCTURED	Federal Agency	95,196.80	97,130.48	102,602.95	(7,214.64)	(36.34)	95,351.97	01/25/20	4.24%
34531EAD8	FIFTH THIRD AUTO TR 2019-1 A-3	Asset-Backed	45,000.00	44,990.11	45,705.15	(5,092.11)	(70.65)	45,634.50	12/15/23	2.60%
34531LAD2	FORD CREDIT AUTO OWN TR 2017 A-3	Asset-Backed	33,486.81	33,486.68	38,513.72	-	14.30	33,435.91	06/15/21	1.67%
36255JAD6	FORD CREDIT AUTO LEASE 2018-A-3	Asset-Backed	55,000.00	54,995.35	55,622.05	-	(81.40)	55,540.65	12/15/21	3.16%
36255GAD1	GM FINL CON AUTO REC 2018-3 A-3	Asset-Backed	50,000.00	49,988.34	50,902.50	-	(238.00)	50,664.50	05/16/23	2.98%
427866BA5	GM FINL AUTO LEASE TR 2018-3 A-3	Asset-Backed	40,000.00	39,996.84	40,304.40	-	(32.00)	40,272.40	06/21/21	3.16%
437076BV3	HERSHEY CO 3.10% 5/15/2021	Corporate	60,000.00	59,958.60	61,148.40	-	(145.80)	61,002.60	05/15/21	3.05%
44932HAB9	HOME DEPOT INC SR NT	Corporate	70,000.00	69,808.20	72,711.10	(5,300.88)	(322.00)	72,389.10	03/01/22	3.14%
45950KCM0	HYUNDAI AUTO RECV TR 2017-A A-3	Asset-Backed	44,376.68	44,373.10	49,601.55	-	18.32	44,318.99	08/16/21	1.76%
46647PBB1	INTERNATIONAL FIN CORP 2.2500%	Corporate	150,000.00	149,689.50	149,698.50	-	12.00	149,710.50	01/20/21	1.80%
47788CAC6	INTERNATIONAL FIN CORP & CO FLOATING RATE	Corporate	35,000.00	34,897.10	35,260.05	-	(60.20)	35,199.85	01/25/21	2.24%
55379WZU3	JPMORGAN CHASE & CO FLOATING RATE	Corporate	135,000.00	135,000.00	138,792.15	-	(502.20)	138,289.95	04/01/23	3.13%
61746BDQ6	JOHN DEERE OWNER TR 2018 A-3 2.6600%	Asset-Backed	30,000.00	29,997.84	30,144.00	-	(21.30)	30,122.70	04/18/22	2.65%
62479MXN8	MUFG BK LTD N Y BRH 2.9800%	CD-Negotiable	130,000.00	130,000.00	133,664.70	-	(80.60)	133,584.10	02/25/22	2.90%
63743HER9	FEDERATED GOVERNMENT OBLIGATIONS	Money Market Funds	77,822.25	77,822.25	45,421.80	32,400.45	-	77,822.25	04/29/24	1.73%
65478DAD9	MORGAN STANLEY FR BONDS	Corporate	195,000.00	206,413.35	209,219.40	(148,057.50)	(1,772.55)	207,446.85	10/22/19	3.64%
65478NAD7	MUFG BANK LYD NY	Commercial Paper	200,000.00	197,410.00	349,006.00	-	(1,176.50)	199,772.00	10/22/19	2.60%
65558TLL7	NATIONAL RURAL UTIL COOP	Corporate	136,877.85	134,600.55	136,877.85	-	(186.30)	136,691.55	03/15/21	2.86%
808513AW5	NISSAN AUTO REC TR 2018-A A-3	Asset-Backed	70,000.00	69,982.00	70,445.20	-	(114.10)	70,331.10	05/16/22	2.64%
83050PDR7	NISSAN AUTO REC TR 2018-C A-3	Asset-Backed	90,000.00	89,982.76	92,367.00	-	(339.30)	92,027.70	06/15/23	3.15%
86558TDH5	NORDEA BK ABP NEW YORK BRH 1.8500%	CD-Negotiable	100,000.00	100,000.00	100,016.00	-	94.00	100,110.00	08/26/22	1.85%
89236TDU6	PACCAR FINANCIAL CORP	Corporate	60,000.00	59,970.60	60,781.20	-	(57.00)	60,724.20	03/01/21	2.77%
89239JAD6	SCHWAB CHARLES NEW	Corporate	75,000.00	74,997.75	76,666.50	-	(119.25)	76,547.25	05/21/21	3.18%
90275DJS0	SKANDINAVISKA ENSKILDA BANKE 1.8600%	CD-Negotiable	100,000.00	100,000.00	-	100,000.00	139.00	100,139.00	08/26/22	1.86%
904764BF3	SUMITOMO MITSUI BKG CORP N Y 3.3900%	CD-Negotiable	195,000.00	194,734.80	198,578.25	(49,949.50)	(386.10)	198,192.15	10/16/20	3.34%
91159HXX1	TOYOTA MTR CRED CORP MTN	Corporate	SOLD	SOLD	49,952.50	-	(3.00)	-	10/18/19	1.55%
9128282F6	TOYOTA MOTOR CREDIT CORP	Corporate	100,000.00	99,954.00	99,912.00	-	96.00	100,008.00	04/17/20	1.95%
9128282F4	TOYOTA AUTO RECV TR 2019-B A-3	Asset-Backed	65,000.00	64,989.63	66,062.10	-	(216.45)	65,845.65	08/15/23	2.54%
9128282W9	UBS AG STAMFORD BRH 2.2300%	CD-Negotiable	170,000.00	170,000.00	270,375.30	(100,131.72)	(68.48)	170,175.10	04/15/20	2.23%
9128283H1	UNILEVER CAPITAL CORP 3.000%	Corporate	100,000.00	99,516.00	102,746.00	-	(227.00)	102,519.00	03/07/22	2.93%
9128283S7	U S BANCORP MTNS BK ENT FR	Corporate	100,000.00	99,911.00	101,894.00	-	(608.00)	101,286.00	07/30/24	2.37%
	UNITED STATES TREAS NTS 1.1250%	U.S. T-Notes/Bonds	170,000.00	167,662.50	168,658.70	-	(379.10)	168,279.60	08/31/21	1.14%
	UNITED STATES TREAS NTS 1.8750%	U.S. T-Notes/Bonds	SOLD	SOLD	182,208.60	(182,158.59)	(50.01)	-	07/31/22	1.85%
	UNITED STATES TREAS NTS 1.8750%	U.S. T-Notes/Bonds	365,000.00	354,691.60	369,934.80	-	(1,697.25)	368,237.55	09/30/22	1.86%
	UNITED STATES TREAS NTS 1.7500%	U.S. T-Notes/Bonds	225,000.00	224,666.02	224,815.50	-	69.75	224,885.25	11/30/19	1.75%
	UNITED STATES TREAS NTS 2.0000%	U.S. T-Notes/Bonds	100,000.00	99,707.03	100,020.00	-	7.00	100,027.00	01/31/20	2.00%

**VENTURA REGIONAL SANITATION DISTRICT
CASH & CASH EQUIVALENT AND INVESTMENT REPORT
FOR THE MONTH ENDED SEPTEMBER 30, 2019**

CUSIP	Asset Name	Asset Type	Shares/Units	Cost Basis	Beginning Balance 8/31/2019	Market Value				Annual Yield
						Purchase/Sale or Maturity	Market Inc/(Dec)	Ending Balance 9/30/2019	Maturity Date	
9128284L1	UNITED STATES TREAS NTS 2.7500%	U.S. T-Notes/Bonds	130,000.00	136,022.66	-	136,022.66	(745.96)	135,276.70	04/30/23	2.64%
912828D72	UNITED STATES TREAS NTS 2.0000%	U.S. T-Notes/Bonds	500,000.00	501,503.90	504,610.00	-	(1,525.00)	503,085.00	08/31/21	1.99%
912828F62	UNITED STATES TREAS NTS 1.5000%	U.S. T-Notes/Bonds	150,000.00	150,773.44	149,857.50	-	69.00	149,926.50	10/31/19	1.50%
912828H86	UNITED STATES TREAS NTS 1.5000%	U.S. T-Notes/Bonds	125,000.00	122,944.34	125,087.50	-	(423.75)	124,663.75	01/31/22	1.50%
912828J50	UNITED STATES TREAS NTS 1.3750%	U.S. T-Notes/Bonds	100,000.00	98,644.53	99,738.00	-	43.00	99,781.00	02/29/20	1.38%
912828L24	UNITED STATES TREAS NTS 1.8750%	U.S. T-Notes/Bonds	160,000.00	161,500.00	162,049.60	-	(705.60)	161,344.00	08/31/22	1.86%
912828L32	UNITED STATES TREAS NTS 1.3750%	U.S. T-Notes/Bonds	600,000.00	609,367.97	597,356.00	-	(144.00)	597,420.00	08/31/20	1.38%
912828L57	UNITED STATES TREAS NTS 1.7500%	U.S. T-Notes/Bonds	120,000.00	115,209.38	121,138.80	-	(543.60)	120,595.20	09/30/22	1.74%
912828N30	UNITED STATES TREAS NTS 1.2500%	U.S. T-Notes/Bonds	500,000.00	492,070.31	511,310.00	-	(2,775.00)	508,535.00	12/31/22	2.09%
912828P38	UNITED STATES TREAS NTS 1.7500%	U.S. T-Notes/Bonds	160,000.00	153,168.75	161,700.80	-	(857.60)	160,843.20	01/31/23	1.74%
912828Q29	UNITED STATES TREAS NTS 1.6250%	U.S. T-Notes/Bonds	200,000.00	188,000.00	200,586.00	-	(1,046.00)	199,540.00	03/31/23	1.50%
912828R69	UNITED STATES TREAS NTS 1.6250%	U.S. T-Notes/Bonds	620,000.00	595,714.26	624,507.40	-	(3,298.40)	621,209.00	05/31/23	1.62%
912828R83	UNITED STATES TREAS NTS 2.0000%	U.S. T-Notes/Bonds	30,000.00	30,099.61	30,325.80	-	(99.60)	30,226.20	11/15/21	1.99%
912828T26	UNITED STATES TREAS NTS 1.3750%	U.S. T-Notes/Bonds	150,000.00	146,771.48	149,748.00	-	(849.00)	148,899.00	09/30/23	1.39%
912828T67	UNITED STATES TREAS NTS 1.2500%	U.S. T-Notes/Bonds	630,000.00	616,774.23	626,478.30	-	(1,593.90)	624,884.40	10/31/21	1.26%
912828U81	UNITED STATES TREAS NTS 2.0000%	U.S. T-Notes/Bonds	345,000.00	346,369.34	409,649.40	(60,707.81)	(1,136.74)	347,804.85	12/31/21	1.98%
912828VP2	UNITED STATES TREAS NTS 2.0000%	U.S. T-Notes/Bonds	160,000.00	165,475.00	160,262.40	-	(92.80)	160,169.60	07/31/20	2.00%
912828VZ0	UNITED STATES TREAS NTS 2.0000%	U.S. T-Notes/Bonds	175,000.00	175,191.41	-	175,191.41	116.59	175,308.00	09/30/20	2.00%
912828W22	UNITED STATES TREAS NTS 1.3750%	U.S. T-Notes/Bonds	135,000.00	134,989.45	134,673.30	-	36.45	134,709.75	02/15/20	1.38%
912828W48	UNITED STATES TREAS NTS 2.1250%	U.S. T-Notes/Bonds	260,000.00	257,156.25	267,943.00	-	(1,768.00)	266,175.00	02/29/24	2.08%
912828W55	UNITED STATES TREAS NTS 1.8750%	U.S. T-Notes/Bonds	180,000.00	179,163.28	181,758.60	-	(703.80)	181,054.80	02/28/22	1.86%
912828X70	UNITED STATES TREAS NTS 2.0000%	U.S. T-Notes/Bonds	140,000.00	140,628.90	143,663.80	-	(1,001.00)	142,662.80	04/30/24	1.96%
912828XX3	UNITED STATES TREAS NTS 2.0000%	U.S. T-Notes/Bonds	180,000.00	181,933.59	184,887.00	-	(1,393.20)	183,493.80	06/30/24	1.96%
94106LBF5	WASTE MANAGEMENT, INC 6/15/2024	Corporate	100,000.00	102,769.00	-	102,769.00	707.00	103,476.00	06/15/24	2.85%
VENTURA REGIONAL SANITATION DISTRICT-TOLAND Total			13,654,717	\$ 13,615,771.02	\$ 13,805,975.36	\$ 104,872.99	\$ (107,221.09)	\$ 13,803,627.26		
Grand Total			38,303,731	\$ 38,159,754.18	\$ 38,712,601.03	\$ 284,561.82	\$ (291,723.10)	\$ 38,705,439.75		

See page 11 of 11 for securities sold or matured for the month ended September 30, 2019.

**VENTURA REGIONAL SANITATION DISTRICT
SECURITIES SOLD OR MATURED AS OF SEPTEMBER 30, 2019**

Settle Date	Transaction	Description	Interest Rate	Maturity Date	CUSIP	Par	Principal Proceeds	Purchase Cost	Realized G/L Cost this FY	Realized G/L Amortized Cost
09/03/19	SOLD	BANK NOVA SCOTIA	YC/D 3.08%	6/05/20	06417GU22	100,000.00	100,808.62	99,962.00	846.62	823.32
09/06/19	SOLD	US TREAS NTS	1.875%	7/31/22	9128282P4	215,000.00	217,578.32	212,609.38	4,968.94	2,480.58
09/09/19	SOLD	FNMA NTS	2.500%	4/13/21	3135G0U27	75,000.00	76,046.25	74,888.25	1,158.00	1,106.68
09/20/19	FULL CALL	FEDERAL HOME LOAN BA	3.000%	9/20/21	3130AEXV7	250,000.00	250,000.00	250,000.00	-	-
09/30/19	MATURED	US TREAS NTS	1.000%	9/30/19	912828TR1	40,000.00	40,000.00	39,467.19	532.81	1,624.15
		VENTURA REGIONAL SANITATION DISTRICT-MAIN Total				\$ 680,000.00	\$ 684,433.19	\$ 676,926.82	\$ 7,506.37	\$ 6,034.73
09/03/19	SOLD	UBS AG STAMFORD BRAN	2.230%	4/15/20	90275DJS0	90,000.00	90,118.55	90,000.00	118.55	118.55
09/06/19	SOLD	US TREAS NTS	1.875%	7/31/22	9128282P4	70,000.00	70,839.45	68,960.94	1,878.51	1,509.91
09/09/19	SOLD	US TREAS NTS	1.125%	7/31/21	912828S76	35,000.00	34,734.77	34,058.01	676.76	182.57
09/20/19	FULL CALL	FEDERAL HOME LOAN BA	3.000%	9/20/21	3130AEXV7	60,000.00	60,000.00	60,000.00	-	-
		VENTURA REGIONAL SANITATION DISTRICT-COASTAL Total				\$ 255,000.00	\$ 255,692.77	\$ 253,018.95	\$ 2,673.82	\$ 1,811.03
09/03/19	SOLD	BANK NOVA SCOTIA	YC/D 3.08%	6/05/20	06417GU22	50,000.00	50,404.31	49,981.00	423.31	411.66
09/06/19	SOLD	WALT DISNEY CO	1.950%	3/04/20	25468PDP8	15,000.00	14,995.65	14,996.10	(0.45)	(3.69)
09/06/19	SOLD	INTL BK RECON & DEV	2.750%	7/23/21	459058GH0	30,000.00	30,627.90	29,929.80	698.10	672.68
09/06/19	SOLD	US TREAS NTS	1.875%	7/31/22	9128282P4	90,000.00	91,079.30	88,664.06	2,415.24	1,941.32
09/09/19	SOLD	INTL BK RECON & DEV	2.750%	7/23/21	459058GH0	30,000.00	30,672.00	29,929.80	742.20	716.59
09/20/19	FULL CALL	FEDERAL HOME LOAN BA	3.000%	9/20/21	3130AEXV7	85,000.00	85,000.00	85,000.00	-	-
09/20/19	SOLD	FANNIE MAE	2.500%	2/05/24	3135G0V34	100,000.00	103,346.00	99,628.00	3,718.00	3,674.65
09/20/19	SOLD	US TREAS NTS	2.125%	2/29/24	912828W48	65,000.00	66,228.91	64,289.07	1,939.84	1,882.99
		VENTURA REGIONAL SANITATION DISTRICT-BAILLARD Total				\$ 465,000.00	\$ 472,354.07	\$ 462,417.83	\$ 9,936.24	\$ 9,296.20
09/03/19	SOLD	MUFG BANK LTD NY DC/P		10/22/19	62479MXN8	150,000.00	148,057.50	148,057.50	-	83.71
09/03/19	SOLD	TOYOTA MTR CRED MTN	1.550%	10/18/19	89236TDH5	50,000.00	49,949.50	49,975.00	(25.50)	(49.44)
09/03/19	SOLD	UBS AG STAMFORD BRAN	2.230%	4/15/20	90275DJS0	100,000.00	100,131.72	100,000.00	131.72	131.72
09/06/19	SOLD	US TREAS NTS	1.875%	7/31/22	9128282P4	180,000.00	182,158.59	177,328.13	4,830.46	3,882.64
09/09/19	SOLD	US TREAS NTS	2.000%	12/31/21	912828U81	60,000.00	60,707.81	60,728.91	(21.10)	327.62
09/20/19	FULL CALL	FEDERAL HOME LOAN BA	3.000%	9/20/21	3130AEXV7	200,000.00	200,000.00	200,000.00	-	-
		VENTURA REGIONAL SANITATION DISTRICT-TOLAND Total				\$ 740,000.00	\$ 741,005.12	\$ 736,089.54	\$ 4,915.58	\$ 4,376.25
		Grand Total				\$ 2,140,000.00	\$ 2,153,485.15	\$ 2,128,453.14	\$ 25,032.01	\$ 21,518.21

Notes: Securities Sold and Matured are provided by PFM Investment Group & Union Bank of California.

This page is intentionally blank