



September 3, 2020

Board of Directors  
Ventura Regional Sanitation District  
Ventura, California

## **INVESTMENT REPORT – JULY 31, 2020**

### **RECOMMENDATION**

Receive and file the July 31, 2020 Investment Report

### **FISCAL IMPACT**

None.

### **BACKGROUND/ANALYSIS**


The attached report shows cash and investment holdings of the District at July 31, 2020. The VRSD Investment Policy requires that the report be transmitted to the Board within 30 to 60 days after the close of the month. The portfolio totals \$38.80 million at cost, increasing by \$0.03 million from \$38.77 million at the end of June 2020.

US Bank, who serves as the custodian, provides the market value shown for all U.S. Government securities. During the month of July, interest earnings for all investments were accrued in the amount of \$59,159. Fiscal year to date, \$59,159 has been earned. The unrealized gain or loss on investments is not recorded as income on a monthly basis. Recording it monthly skews the amount of interest reported since it could be at a loss one month and a gain the very next month and is not an actual gain or loss unless the government securities shown in Section D of the report are sold prior to their maturity date. It will be recorded at June 30, 2021, as required by governmental accounting standards.

The District investment holdings are in compliance with the investment policy approved by the Board of Directors in January 2020. The portfolio has been managed with the stated objectives of safety, liquidity and earning a competitive rate of return. The investment program shown herein provides sufficient cash flow liquidity to meet the District's expense obligations for the next six months.

If you have any questions or need additional information, please contact me by phone at (805) 658-4646 or via email at [TinaRivera@vrsd.com](mailto:TinaRivera@vrsd.com).

  
ALVERTINA RIVERA, DIRECTOR OF FINANCE

APPROVED FOR AGENDA:   
Chris Theisen, General Manager

Attachments: 1. VRSD July Investment Report

**VENTURA REGIONAL SANITATION DISTRICT  
CASH & CASH EQUIVALENT AND INVESTMENT REPORT  
FOR THE MONTH ENDED JULY 31, 2020**

**COMPLIANCE REPORT AND CERTIFICATIONS**

	BALANCE AT COST		INTEREST EARNED*	
	6/30/2020	CHANGE	7/31/2020	Fiscal YTD
A. Sweep Account	\$ 1,851,559	\$ (29,877)	\$ 1,821,682	\$ -
B. Certificate of Deposit	\$ 735,153	\$ -	\$ 735,153	\$ 677
C. Pooled Funds (LAIF & County Pool)	\$ 129,348	\$ 2,841	\$ 132,189	\$ -
D. Funds & Securities held by Custodian	\$ 36,052,114	\$ 62,604	\$ 36,114,717	\$ 58,481
<b>TOTAL</b>	<b>\$ 38,768,173</b>	<b>\$ 35,567</b>	<b>\$ 38,803,741</b>	<b>\$ 59,159</b>

\*Interest Earned is based on estimates.

	Market		At Par	
	Totals Per Trustee	Purchase Price (GL)	\$	%
<b>Investment Recap (C. &amp; D.)</b>				
Pooled Funds				
LAIF	\$ 72,699	\$ 72,699	\$ 72,699	
Ventura County Pool	\$ 59,490	\$ 59,490	\$ 59,490	
Total Pooled Funds	\$ 132,189	\$ 132,189	\$ 132,189	0.37%
Securities:				
Money Market Funds	\$ 749,423	\$ 749,423	\$ 749,423	2.07%
U.S. T-Notes/Bonds	\$ 14,322,629	\$ 13,815,652	\$ 13,830,000	38.29%
Municipal Bonds	\$ 2,135,199	\$ 2,074,613	\$ 2,070,000	5.73%
Corporate Bonds/Notes	\$ 5,549,802	\$ 5,343,471	\$ 5,310,000	14.70%
CD Negotiable	\$ 1,752,062	\$ 1,700,000	\$ 1,700,000	4.71%
Commercial Paper	\$ 99,977	\$ 98,604	\$ 100,000	0.28%
Asset-Backed Security	\$ 2,096,337	\$ 2,048,101	\$ 2,048,447	5.67%
Supranationals	\$ 211,737	\$ 209,773	\$ 210,000	0.58%
Federal Agencies	\$ 10,282,883	\$ 10,075,081	\$ 9,972,804	27.61%
Total Securities	\$ 37,200,049	\$ 36,114,717	\$ 35,990,674	
Total Investments	\$ 37,332,238	\$ 36,246,906	\$ 36,122,863	100.00%

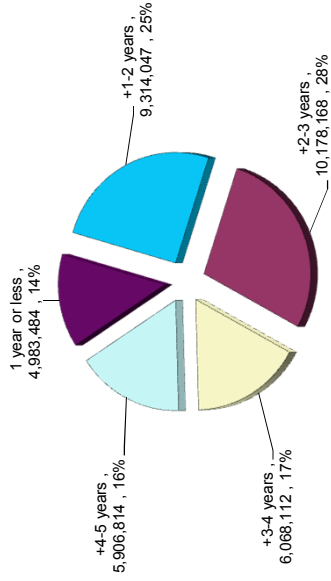
**CERTIFICATIONS**

I certify that all investment actions executed since the last report have been made in full compliance with the VRSD Investment Policy. In addition, sufficient investment liquidity and anticipated revenue are available to meet the next six (6) months' estimated expenses of the District.

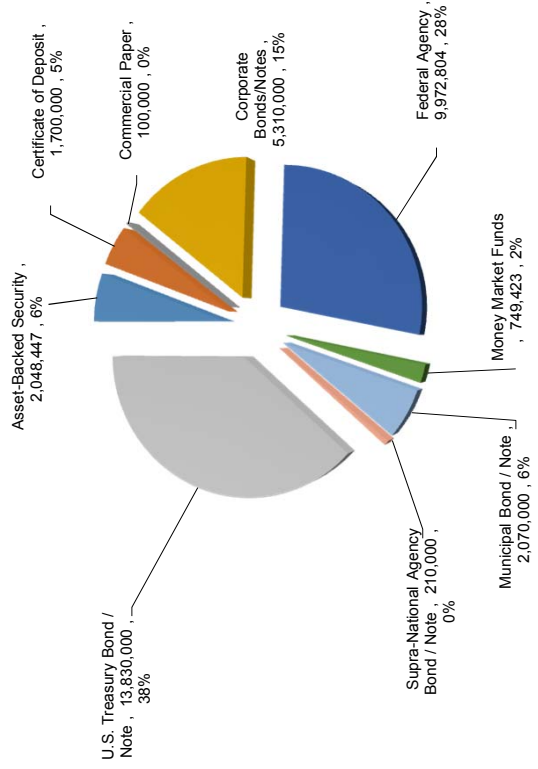
Alvertina Rivera, Director of Finance

Date

**Investment Maturity Schedule  
U.S. T-Notes/Bonds & Agencies**



**Investment by Type  
@ PAR Value**



**VENTURA REGIONAL SANITATION DISTRICT  
CASH & CASH EQUIVALENT AND INVESTMENT REPORT  
FOR THE MONTH ENDED JULY 31, 2020**

Item # 12

<b>A. SWEEP ACCOUNT</b>		<b>6/30/2020</b>	<b>Net Deposits/ (Withdrawals)</b>	<b>Interest Received</b>	<b>7/31/2020</b>	<b>Yield</b>	<b>Market Value**</b>
City National Bank	\$	1,851,559.10	\$ (29,886.50)	\$ 9.19	\$ 1,821,681.79	0.01%	\$ 1,821,681.79
<b>B. CERTIFICATES OF DEPOSIT</b>							
Rabobank		4/1/2019	NA	4/1/2022	\$ 507,001.80	1.10%	\$ 507,001.80
Rabobank		4/1/2019	NA	4/1/2022	126,750.45	1.10%	126,750.45
Rabobank		4/1/2019	NA	4/1/2022	101,400.36	1.10%	101,400.36
					\$ 735,152.61		\$ 735,152.61
<b>C. POOLED FUNDS</b>							
Local Agency Investment Fund	\$	69,995.62	\$ -	\$ 2,703.19	\$ 72,698.81	0.92%	\$ 72,698.81
Ventura County Pool		59,352.40	-	137.79	59,490.19	1.29%	59,490.19
	\$	129,348.02	\$ -	\$ 2,840.98	\$ 132,189.00		\$ 132,189.00

\* Published rate does not represent net yield rate earned on District investment.

\*\*Market Value is based on estimates.

**VENTURA REGIONAL SANITATION DISTRICT  
CASH & CASH EQUIVALENT AND INVESTMENT REPORT  
FOR THE MONTH ENDED JULY 31, 2020**

CUSIP	Asset Name	Asset Type	Shares/Units	Cost Basis	Market Value				Annual Yield	
					Beginning Balance 6/30/2020	Purchase/Sale or Maturity	Market Inc/(Dec)	Ending Balance 7/31/2020		
CAMP POOL	FEDERATED GOVERNMENT OBLIGATIONS	Money Market Funds	139,697.21	139,697.21	276,066.41	-	(136,369.20)	139,697.21	NA	
02007HAC5	ALLY AUTO RECEIVABLES TRUST	Asset-Backed	PAY/DOWN	PAY/DOWN	1,870.30	(1,869.37)	(0.93)	-	08/15/21	1.78%
06051GGP8	BANK OF AMERICA CORP	Corporate	FULL CALL	FULL CALL	295,271.40	(295,000.00)	(271.40)	-	07/21/21	2.37%
86565BPC9	SUMITOMO MTSU BKG CO	Certificate of Deposit	SOLD	SOLD	80,783.20	(80,652.80)	(130.40)	-	10/16/20	3.36%
02004VAC7	ALLY AUTO RECEIVABLES TRUST	Asset-Backed	23,829.35	23,825.02	26,326.55	(2,165.76)	(41.68)	24,119.11	11/15/22	2.88%
02007JAC1	ALLY AUTO RECEIVABLES TRUST	Asset-Backed	78,030.43	78,025.08	85,976.35	(6,633.63)	(153.54)	79,189.18	01/17/23	2.96%
02665WBG5	AMERICAN HONDA FINANCE	Corporate	50,000.00	49,658.50	50,710.00	(34.00)	(34.00)	50,676.00	09/09/21	1.68%
02665WCP4	AMERICAN HONDA FINANCE	Corporate	70,000.00	69,966.40	72,681.70	(6.30)	(6.30)	72,675.40	12/10/21	3.25%
037833DT4	APPLE INC	Corporate	90,000.00	90,189.00	91,898.10	-	590.40	92,488.50	05/11/25	1.09%
040654XU4	ARIZONA ST TRANSPRTN BRD HIGHWAY	Municipal Bond / Corporate	120,000.00	120,000.00	125,110.80	-	250.80	125,361.60	07/01/24	1.87%
05531FAX1	BB T CORPORATION	Corporate	120,000.00	120,906.00	124,405.20	(7.20)	(7.20)	124,398.00	04/01/22	2.65%
13063DDF2	CALIFORNIA ST VARIOUS PURPOSE	Municipal Bond / Municipal Bond /	105,000.00	106,462.65	109,423.65	-	171.15	109,594.80	10/01/22	2.40%
13063DGA0	CALIFORNIA ST	Municipal Bond /	140,000.00	140,005.60	142,342.20	(75.60)	(75.60)	142,266.60	04/01/21	2.76%
14041NFU0	CAPITAL ONE MULTI ASSET	Asset-Backed	275,000.00	274,930.76	282,647.75	-	121.00	282,768.75	08/15/24	1.67%
14313FAD1	CARMAX AUTO OWNER TRUST	Asset-Backed	111,730.07	111,714.84	121,265.02	(6,968.68)	(114.91)	114,181.43	06/15/23	3.06%
14913QZV0	CATERPILLAR FINL SERVICE	Corporate	80,000.00	81,880.00	86,390.40	-	370.40	86,760.80	05/17/24	2.63%
20030NB2	COMCAST CORP	Corporate	45,000.00	46,916.55	47,482.20	-	(22.05)	47,460.15	07/15/22	2.96%
24422ETL3	JOHN DEERE CAPITAL CORP	Corporate	70,000.00	69,691.30	72,316.30	-	65.10	72,381.40	01/06/22	2.56%
24422EUD9	JOHN DEERE CAPITAL CORP	Corporate	25,000.00	24,983.00	25,446.50	-	(45.00)	25,401.50	03/12/21	2.83%
254683CM5	DISCOVER CARD EXECUTION NOTE	Asset-Backed	70,000.00	69,984.96	72,335.20	-	(13.30)	72,321.90	10/15/24	1.83%
25468PCW4	WALT DISNEY COMPANY	Corporate	110,000.00	106,467.90	114,511.10	-	319.00	114,830.10	12/01/22	2.25%
3130AFW94	FEDERAL HOME LOAN BKS	Federal Agency	230,000.00	229,185.80	248,317.20	-	(92.00)	248,225.20	02/13/24	2.32%
3130AJTE3	FEDERAL HOME LOAN BKS	Federal Agency	120,000.00	119,779.20	123,530.40	-	45.60	123,576.00	02/17/23	1.34%
3130AJHU6	FEDERAL HOME LOAN BKS	Federal Agency	150,000.00	149,256.00	150,246.00	-	450.00	150,696.00	04/14/25	0.50%
3130AJPU7	FEDERAL HOME LOAN BKS	Federal Agency	220,000.00	220,066.20	220,040.80	100,083.00	193.00	220,316.80	06/03/22	0.25%
313383J4	FEDERAL HOME LOAN BKS	Federal Agency	225,000.00	228,914.10	246,980.25	-	(76.50)	246,903.75	09/08/23	3.08%
3133ELE75	FEDERAL FARM CREDIT BKS	Federal Agency	50,000.00	49,989.85	49,997.00	-	56.00	50,053.00	06/02/22	0.25%
3133ELV73	FEDERAL FARM CREDIT BKS	Federal Agency	125,000.00	125,000.00	125,237.50	-	(65.00)	125,172.50	04/08/22	0.95%
3134GVJ66	F H L M C M T N	Federal Agency	80,000.00	79,961.60	79,920.80	-	-	79,920.80	06/08/22	0.25%
3134GVR67	F H L M C M T N	Federal Agency	135,000.00	135,000.00	135,029.70	-	72.90	135,102.60	06/16/23	0.50%
3135G03U5	F N M A DEB	Federal Agency	235,000.00	235,087.40	236,903.50	-	549.90	237,453.40	04/22/23	0.62%
3135G04Q3	F N M A	Federal Agency	185,000.00	184,443.15	184,805.75	-	299.70	185,105.45	05/22/23	0.25%
3135G04Z3	F N M A	Federal Agency	125,000.00	124,741.25	125,047.50	-	567.50	125,615.00	06/17/25	0.50%
3135G05G4	F N M A	Federal Agency	115,000.00	114,752.75	115,005.75	-	253.00	115,005.75	07/10/23	0.25%
3135G0U35	F N M A	Federal Agency	50,000.00	49,988.50	51,242.50	-	(90.50)	51,152.00	06/22/21	2.69%
3135G0X24	F N M A	Federal Agency	175,000.00	174,441.75	184,367.75	-	229.25	184,597.00	01/07/25	1.54%
3136AEGQ4	F N M A GTD R E M I C PASS THRU	Federal Agency	43,362.73	43,930.84	44,834.47	(91.63)	74.71	44,817.55	12/27/22	2.21%
3136B1XP4	F N M A GTD R E M I C PASS THRU	Federal Agency	43,155.63	44,014.02	47,138.19	(3,378.09)	(115.52)	43,644.58	09/25/21	3.52%
3137B4GX8	F H L M C MULTICLASS MTG PARTN	Federal Agency	27,651.06	27,716.94	29,477.75	(861.54)	(44.92)	28,571.29	02/25/23	2.92%
3137B5JL8	F H L M C MULTICLASS MTG PARTN	Federal Agency	31,801.15	31,638.41	33,759.35	(1,033.89)	(42.78)	32,682.68	02/25/23	2.60%
3137B6MP6	F H L M C MULTICLASS MTG PARTN	Federal Agency	90,000.00	90,766.41	93,691.80	-	(99.00)	93,592.80	08/25/22	2.97%
3137EAE19	F H L M C M T N	Federal Agency	100,000.00	99,108.00	101,340.00	-	(133.00)	101,207.00	02/16/21	2.35%
3137EAE20	F H L M C	Federal Agency	175,000.00	174,865.25	183,366.75	-	467.25	183,834.00	02/12/25	1.43%
3137EAEQ8	F H L M C	Federal Agency	150,000.00	149,625.00	150,409.50	-	216.00	150,625.50	04/20/23	0.37%
3137EAE6	F H L M C	Federal Agency	120,000.00	119,949.60	120,312.00	-	181.20	120,493.20	05/05/23	0.37%
3137EAE54	F H L M C M T N	Federal Agency	165,000.00	164,518.20	164,742.60	-	260.70	165,003.30	06/26/23	0.25%
3137EAE2	F H L M C M T N	Federal Agency	75,000.00	74,830.50	74,916.00	-	85.50	74,916.00	07/25/22	0.13%
3137EAEU9	F H L M C M T N	Federal Agency	75,000.00	74,626.50	74,626.50	-	269.25	74,895.75	07/21/25	0.38%
3137FKK39	F H L M C MULTICLASS MTG PARTN	Federal Agency	29,950.52	29,950.43	30,644.65	(64.72)	279.77	30,869.70	07/25/23	3.11%
31680YAD9	FIFTH THIRD AUTO TRUST	Asset-Backed	45,000.00	44,990.11	46,159.65	-	(83.25)	46,076.40	12/15/23	2.58%
34531LAD2	FORD CREDIT AUTO LEASE TRUST	Asset-Backed	34,712.90	34,709.97	42,809.02	(7,804.45)	(71.59)	34,932.98	12/15/21	3.17%

**VENTURA REGIONAL SANITATION DISTRICT  
CASH & CASH EQUIVALENT AND INVESTMENT REPORT  
FOR THE MONTH ENDED JULY 31, 2020**

CUSIP	Asset Name	Asset Type	Shares/Units	Cost Basis	Market Value			Annual Yield
					Beginning Balance 6/30/2020	Purchase/Sale or Maturity	Ending Balance 7/31/2020	
36255JAD6	GM FINANCIAL SECURITIZED TERM	Asset-Backed	49,676.47	49,664.89	(3,249.79)	(219.69)	50,599.46	2.96%
36256GAD1	GM FINANCIAL AUTOMOBILE	Asset-Backed	16,852.23	16,850.90	(4,556.07)	(45.50)	16,916.77	3.17%
36256XAD4	GM FINANCIAL SECURITIZED TERM	Asset-Backed	108,061.61	108,049.64	(1,938.39)	10.29	110,493.00	2.90%
427866BA5	HERSHEY COMPANY	Corporate	75,000.00	74,948.25	-	(180.00)	76,675.50	3.03%
44931PAD8	HYUNDAI AUTO RECEIVABLES TRUST	Asset-Backed	1,074.04	1,073.95	(2,675.31)	(2.35)	1,074.65	1.76%
44932HAB9	IBM CREDIT CORP	Corporate	110,000.00	109,772.30	-	(378.40)	110,687.50	1.79%
458140AM2	INTEL CORP	Corporate	120,000.00	117,655.20	-	(486.00)	126,630.00	2.56%
4581XODM7	INTER AMERICAN DEVEL BK	Corporate	70,000.00	69,976.20	-	125.30	70,539.70	0.50%
45950KCM0	INTERNATIONAL BANK M T N	Supra-National	25,000.00	24,926.50	-	(29.50)	25,241.75	2.23%
46647PBB1	JPMORGAN CHASE CO	Corporate	160,000.00	160,000.00	-	531.20	167,116.80	3.07%
55379WZU3	JOHN DEERE OWNER TRUST	Asset-Backed	11,991.05	11,990.19	(1,381.43)	(6.59)	12,074.99	2.64%
58777RAD6	MUFJ BANK LTD NY BRA	Certificate of Deposit	150,000.00	150,000.00	-	(256.50)	156,742.50	2.85%
61746BDQ6	MERCEDES BENZ AUTO RECEIVABLES	Asset-Backed	80,011.10	80,008.02	(6,607.62)	(61.60)	81,407.29	2.98%
63743HER9	MORGAN STANLEY	Corporate	125,000.00	132,316.25	-	1,165.00	139,387.50	3.48%
65478NAD7	NATIONAL RURAL UTIL COOP	Corporate	20,000.00	19,648.40	-	(127.20)	122,055.60	2.85%
65478NAD7	NISSAN AUTO RECEIVABLES	Asset-Backed	90,000.00	89,982.76	-	(435.60)	92,368.80	3.14%
65558TLT7	NORDEA BK ABP NY	Certificate of Deposit	100,000.00	100,000.00	-	(25.00)	103,467.00	1.79%
69371RN93	PACCAR FINANCIAL CORP	Corporate	50,000.00	49,975.50	-	(91.00)	50,710.50	2.76%
713344EY0	PEPSICO INC	Corporate	30,000.00	29,940.60	-	130.50	30,403.50	0.74%
78012UEE1	ROYAL BK OF CANADA	Corporate	175,000.00	175,000.00	-	(416.50)	179,707.50	3.16%
797272QN4	SAN DIEGO CA CMNTY CLG DIST REF SER	Municipal Bond /	35,000.00	35,000.00	-	346.50	36,452.50	1.92%
808513AW5	CHARLES SCHWAB CORP	Corporate	70,000.00	69,997.90	-	(127.40)	71,488.90	3.18%
83050PDR7	SKANDIN ENS BANKEN	Certificate of Deposit	100,000.00	100,000.00	-	(25.00)	103,497.00	1.80%
83369XDL9	SOCIETE GENERALE NY	Certificate of Deposit	120,000.00	120,000.00	-	(88.80)	123,036.00	1.76%
86565CKU2	SUMITOMO MITSU BKG CO	Certificate of Deposit	80,000.00	80,000.00	80,000.00	(32.80)	79,967.20	0.70%
874857KJ3	TAMALPAIS CA UNION HIGH SCH DIST	Municipal Bond /	85,000.00	85,000.00	-	1,183.20	88,464.60	1.89%
89239JAD6	TOYOTA AUTO RECEIVABLES	Asset-Backed	60,000.00	59,990.43	-	(15.60)	61,748.40	2.50%
904764BF3	UNILEVER CAPITAL CORP	Corporate	100,000.00	99,516.00	-	(83.00)	104,251.00	2.88%
91159HXX1	US BANGCORP	Corporate	100,000.00	99,911.00	-	484.00	106,989.00	2.24%
9128282F6	U S TREASURY NOTE	U.S. Treasury Bond /	145,000.00	143,006.25	-	(40.60)	146,545.70	1.11%
9128282P4	U S TREASURY NOTE	U.S. Treasury Bond /	65,000.00	64,035.16	-	(35.75)	67,269.80	1.81%
9128282V5	U S TREASURY NOTE	U.S. Treasury Bond /	170,000.00	173,492.97	-	219.30	183,739.40	1.97%
9128283V0	U S TREASURY NOTE	U.S. Treasury Bond /	235,000.00	257,029.89	-	537.91	259,226.15	2.27%
9128284V3	U S TREASURY NOTE	U.S. Treasury Bond /	225,000.00	226,327.15	-	(481.50)	225,429.75	2.62%
9128285L0	U S TREASURY NOTE	U.S. Treasury Bond /	190,000.00	194,798.44	-	(355.30)	196,657.60	2.78%
9128285Z9	U S TREASURY NOTE	U.S. Treasury Bond /	170,000.00	180,930.47	-	13.60	183,919.60	2.31%
912828D72	U S TREASURY NOTE	U.S. Treasury Bond /	200,000.00	200,601.56	-	(196.00)	204,046.00	1.96%
912828L32	U S TREASURY NOTE	U.S. Treasury Bond /	150,000.00	148,941.79	(50,103.52)	(148.48)	150,144.00	1.37%
912828N30	U S TREASURY NOTE	U.S. Treasury Bond /	270,000.00	265,717.97	-	(116.10)	283,035.60	2.03%
912828P38	U S TREASURY NOTE	U.S. Treasury Bond /	325,000.00	310,554.68	-	65.00	338,204.75	1.68%
912828Q29	U S TREASURY NOTE	U.S. Treasury Bond /	200,000.00	207,274.00	-	86.00	207,360.00	1.45%
912828T26	U S TREASURY NOTE	U.S. Treasury Bond /	310,000.00	305,780.86	(119,411.33)	201.38	322,207.80	1.32%
912828T67	U S TREASURY NOTE	U.S. Treasury Bond /	200,000.00	196,859.37	-	(86.00)	202,782.00	1.23%
912828U81	U S TREASURY NOTE	U.S. Treasury Bond /	185,000.00	187,247.47	-	(166.50)	189,878.45	1.95%
912828V72	U S TREASURY NOTE	U.S. Treasury Bond /	25,000.00	24,984.38	-	(17.50)	25,651.50	1.83%
912828VZ0	U S TREASURY NOTE	U.S. Treasury Bond /	275,000.00	274,901.37	-	(420.75)	275,822.25	1.99%
912828W55	U S TREASURY NOTE	U.S. Treasury Bond /	390,000.00	387,425.39	-	(241.80)	400,998.00	1.82%
912828X70	U S TREASURY NOTE	U.S. Treasury Bond /	270,000.00	271,212.89	-	210.60	288,605.70	1.87%
912828XX3	U S TREASURY NOTE	U.S. Treasury Bond /	150,000.00	151,611.33	-	118.50	160,599.00	1.87%
912828Y87	U S TREASURY NOTE	U.S. Treasury Bond /	200,000.00	200,695.31	-	194.00	212,562.00	1.65%
912828YC8	U S TREASURY NOTE	U.S. Treasury Bond /	285,000.00	284,183.01	-	(142.50)	289,209.45	1.48%

**VENTURA REGIONAL SANITATION DISTRICT  
CASH & CASH EQUIVALENT AND INVESTMENT REPORT  
FOR THE MONTH ENDED JULY 31, 2020**

CUSIP	Asset Name	Asset Type	Shares/Units	Cost Basis	Market Value			Annual Yield
					Beginning Balance 6/30/2020	Purchase/Sale or Maturity	Ending Balance 7/31/2020	
923040GU7	VENTURA CNTY CA CMNTY CLG DIST TXBL	Municipal Bond /	120,000.00	120,000.00	-	861.60	124,759.20	1.73%
977123X60	WISCONSIN ST TRANS REV TAXABLE REF	Municipal Bond /	90,000.00	90,000.00	90,000.00	(36.90)	89,963.10	0.62%
	<b>VENTURA REGIONAL SANITATION DISTRICT-MAIN Total</b>		<b>12,411,588</b>	<b>\$ 12,420,685.09</b>	<b>\$ 157,971.92</b>	<b>\$ (130,896.32)</b>	<b>\$ 12,810,318.82</b>	
CAMP POOL	FEDERATED GOVERNMENT OBLIGATIONS	Money Market Funds	384,243.95	384,243.95	-	185,732.73	384,243.95	NA
02007HAC5	ALLY AUTO RECEIVABLES TRUST	Asset-Backed	PAYDOWN	1,945.12	(1,944.15)	(0.97)	-	1.78%
46640FGE7	JPMORGAN SECURITIES LLC C P	Commercial Paper	MATURED	199,990.00	(199,555.00)	(435.00)	-	0.00%
86565BPC9	SUMITOMO MTSU BKG CO	Certificate of Deposit	SOLD	95,930.05	(95,775.20)	(154.85)	-	3.36%
94106LBF2	U S TREASURY NOTE	U.S. Treasury Bond /	MATURED	100,151.00	(101,000.00)	(848.00)	-	2.00%
912828VFP	WASTE MANAGEMENT INC	Corporate	FULL CALL	102,373.00	(101,000.00)	(1,373.00)	-	2.88%
44931PAD8	HYUNDAI AUTO RECEIVABLES TRUST	Asset-Backed	1,487.12	1,487.00	(3,704.28)	(3.25)	1,487.97	1.76%
912828V70	U S TREASURY NOTE	U.S. Treasury Bond /	10,010.94	10,010.94	-	(15.30)	10,029.90	1.99%
47786CAC6	JOHN DEERE OWNER TRUST	Asset-Backed	11,991.05	11,990.19	(1,381.43)	(6.59)	12,074.99	2.64%
36256GAD1	GM FINANCIAL AUTOMOBILE	Asset-Backed	16,852.23	16,850.90	(4,556.07)	(45.50)	16,916.77	3.17%
9128283J7	U S TREASURY NOTE	U.S. Treasury Bond /	25,000.00	25,541.99	-	22.50	27,084.00	1.96%
3137B4GX8	F H L M C MULTICLASS MTG PARTN	Federal Agency	29,379.25	29,449.25	(915.39)	(47.73)	30,356.99	2.92%
713448EY0	PEPSICO INC	Corporate	30,000.00	29,940.60	-	130.50	30,403.50	0.74%
3130AGLD5	FEDERAL HOME LOAN BKS	Federal Agency	30,000.00	29,973.30	(132,181.40)	(41.70)	30,476.10	1.85%
3137FKK39	F H L M C MULTICLASS MTG PARTN	Federal Agency	32,446.39	32,446.30	(59.28)	303.08	33,442.17	3.11%
3137B5JL8	F H L M C MULTICLASS MTG PARTN	Federal Agency	33,671.79	33,499.48	(1,094.71)	(45.30)	34,605.17	2.60%
45950KCM0	INTERNATIONAL BANK M T N	Supra-National	35,000.00	34,897.10	-	(41.30)	35,338.45	2.23%
797272QN4	SAN DIEGO CA CMNTY CLG DIST REF SER	Municipal Bond /	35,000.00	35,000.00	-	346.50	36,452.50	1.92%
34531LAD2	FORD CREDIT AUTO LEASE TRUST	Asset-Backed	38,184.21	38,180.98	(8,584.89)	(78.75)	38,426.30	3.17%
912828YC8	U S TREASURY NOTE	U.S. Treasury Bond /	40,000.00	39,939.06	(2,708.16)	(20.00)	40,590.80	1.48%
36255JAD6	GM FINANCIAL SECURITIZED TERM	Asset-Backed	41,397.06	41,387.40	-	(183.07)	42,166.22	2.96%
31680YAD9	FIFTH THIRD AUTO TRUST	Asset-Backed	45,000.00	44,990.11	-	(83.25)	46,076.40	2.58%
3136AEGQ4	F N M A GTD R E M I C PASS THRU	Federal Agency	46,072.90	46,676.49	(97.35)	79.38	47,618.65	2.21%
3136B1XP4	F N M A GTD R E M I C PASS THRU	Federal Agency	48,232.76	49,192.17	(3,775.51)	(129.11)	48,779.24	3.52%
14315EAC4	CARMAX AUTO OWNER TRUST	Asset-Backed	55,000.00	54,999.49	-	(14.30)	56,693.45	3.26%
912828T34	U S TREASURY NOTE	U.S. Treasury Bond /	60,000.00	59,678.91	-	(24.00)	60,688.80	1.11%
69371RN93	PACCAR FINANCIAL CORP	Corporate	60,000.00	59,970.60	-	(109.20)	60,852.60	2.76%
427866BA5	HERSHEY COMPANY	Corporate	60,000.00	59,958.60	-	(144.00)	61,340.40	3.03%
3135G0U27	F N M A DEB	U.S. Treasury Bond /	65,000.00	64,903.15	-	28.20	64,237.80	1.98%
3135G0W33	F N M A	Federal Agency	65,000.00	64,773.80	-	(130.65)	66,056.90	2.46%
89239JAD6	TOYOTA AUTO RECEIVABLES	Asset-Backed	65,000.00	64,343.75	-	26.65	66,641.25	1.34%
437076BV3	HOME DEPOT INC	Federal Agency	65,000.00	64,989.63	-	(16.90)	66,894.10	2.50%
3133ELYR9	FEDERAL FARM CREDIT BKS	Federal Agency	70,000.00	69,808.20	-	(142.80)	73,344.60	3.10%
808513AW5	CHARLES SCHWAB CORP	Corporate	75,000.00	74,904.75	-	(107.25)	75,124.50	0.25%
912828U81	U S TREASURY NOTE	Corporate	75,000.00	74,997.75	-	(136.50)	76,595.25	3.18%
3137EAEU9	F H L M C M T N	U.S. Treasury Bond /	75,000.00	74,903.32	-	(67.50)	76,977.75	1.95%
3137EAE27	F H L M C M T N	Federal Agency	80,000.00	79,601.60	-	287.20	79,888.80	0.38%
4581X0DM7	INTER AMERICAN DEVEL BK	Federal Agency	80,000.00	79,819.20	-	143.20	79,910.40	0.13%
24422EUD9	JOHN DEERE CAPITAL CORP	Supra-National	80,000.00	79,972.80	-	(144.00)	80,616.80	0.50%
24422ETL3	JOHN DEERE CAPITAL CORP	Corporate	85,000.00	84,625.15	-	79.05	87,891.70	2.56%
874857KJ3	TAMALPAIS CA UNION HIGH SCH DIST	Municipal Bond /	85,000.00	84,428.80	-	1,183.20	88,464.60	1.89%
254468PCW4	WALT DISNEY COMPANY	Corporate	85,000.00	87,281.40	-	246.50	88,732.35	2.25%
65478NAD7	NISSAN AUTO RECEIVABLES	Asset-Backed	85,000.00	88,485.85	-	(435.60)	92,368.80	3.14%
86565CKU2	SUMITOMO MTSU BKG CO	Certificate of Deposit	90,000.00	89,982.76	-	(38.95)	94,961.05	0.70%
254683CM5	DISCOVER CARD EXECUTION NOTE	Asset-Backed	95,000.00	95,000.00	95,000.00	(18.05)	98,151.15	1.83%
977123X60	WISCONSIN ST TRANS REV TAXABLE REF	Asset-Backed	100,000.00	100,000.00	-	(41.00)	99,959.00	0.62%
3130AJHU6	FEDERAL HOME LOAN BKS	Federal Agency	100,000.00	99,504.00	-	300.00	100,464.00	0.50%
02665WBG5	AMERICAN HONDA FINANCE	Corporate	100,000.00	99,317.00	-	(68.00)	101,352.00	1.68%

**VENTURA REGIONAL SANITATION DISTRICT  
CASH & CASH EQUIVALENT AND INVESTMENT REPORT  
FOR THE MONTH ENDED JULY 31, 2020**

CUSIP	Asset Name	Asset Type	Shares/Units	Cost Basis	Beginning Balance 6/30/2020	Market Value			Annual Yield
						Purchase/Sale or Maturity	Market Inc/(Dec)	Ending Balance 7/31/2020	
037833D74	APPLE INC	Corporate	100,000.00	100,210.00	102,109.00	-	656.00	102,765.00	1.09%
655587LL7	NORDEA BK ABP NY	Certificate of Deposit	100,000.00	100,000.00	103,492.00	-	(25.00)	103,467.00	1.79%
83050PDR7	SKANDIN ENS BANKEN	Certificate of Deposit	100,000.00	100,000.00	103,522.00	-	(25.00)	103,497.00	1.80%
904764BF3	UNILEVER CAPITAL CORP	Corporate	100,000.00	99,516.00	104,334.00	-	(83.00)	104,251.00	2.88%
040654XU4	ARIZONA ST TRANSPRTN BRD HIGHWAY	Municipal Bond /	100,000.00	100,000.00	104,259.00	-	209.00	104,468.00	1.87%
3135G03U5	F N M A DEB	Federal Agency	105,000.00	104,783.70	105,850.50	-	245.70	106,096.20	0.62%
91159HXX1	US BANCORP	Corporate	100,000.00	99,911.00	106,505.00	-	484.00	106,989.00	2.24%
3137BNM6P6	F H L M C MULTICLASS MTG PARTN	Federal Agency	105,000.00	105,894.14	109,307.10	-	(115.50)	109,191.60	2.97%
3134GVJ66	F H L M C M T N	Federal Agency	110,000.00	109,947.20	109,891.10	-	-	109,891.10	0.25%
3135G0U43	F N M A	Federal Agency	105,000.00	109,289.25	113,789.55	-	(182.70)	113,606.85	2.66%
9128286C9	U S TREASURY NOTE	U.S. Treasury Bond /	110,000.00	112,010.94	114,133.80	-	(137.50)	113,996.30	2.41%
912828L57	U S TREASURY NOTE	U.S. Treasury Bond /	120,000.00	115,209.38	124,251.60	-	(32.40)	124,219.20	1.69%
912828Q78	U S TREASURY NOTE	U.S. Treasury Bond /	125,000.00	124,765.63	126,230.00	-	(77.50)	126,152.50	1.36%
3135G05G4	F N M A	Federal Agency	130,000.00	129,720.50	-	129,720.50	286.00	130,006.50	0.25%
3137EAER6	F H L M C	Federal Agency	130,000.00	129,945.40	130,338.00	-	196.30	130,534.30	0.37%
3135G0U84	F N M A	Federal Agency	130,000.00	129,924.60	131,160.90	-	(299.00)	130,861.90	2.86%
9128283V0	U S TREASURY NOTE	U.S. Treasury Bond /	120,000.00	126,557.81	132,243.60	-	127.20	132,370.80	2.27%
83369XDL9	SOCIETE GENERALE NY	Certificate of Deposit	130,000.00	130,000.00	133,385.20	-	(96.20)	133,289.00	1.76%
02665WQP4	AMERICAN HONDA FINANCE	Corporate	130,000.00	129,937.60	134,980.30	-	(11.70)	134,868.60	3.25%
912828T26	U S TREASURY NOTE	U.S. Treasury Bond /	130,000.00	127,201.95	135,022.19	-	97.50	135,119.40	1.32%
923040GU7	VENTURA CNTY CA CMNTY CLG DIST TXBL	Municipal Bond /	130,000.00	130,000.00	134,222.40	-	933.40	135,155.80	1.73%
3130AJPU7	FEDERAL HOME LOAN BKS	Federal Agency	135,000.00	134,981.10	135,045.90	-	148.50	135,194.40	0.25%
14913Q2V0	CATERPILLAR FINL SERVICE	Corporate	125,000.00	127,937.50	134,985.00	-	578.75	135,563.75	2.63%
13063DDF2	MUFG BANK LTD NY BRA	Municipal Bond /	130,000.00	130,000.00	135,476.90	-	211.90	135,688.80	2.40%
55379WZU3	NATIONAL RURAL UTIL COOP	Certificate of Deposit	130,000.00	130,000.00	136,065.80	-	(222.30)	135,843.50	2.85%
63743HER9	FEDERAL HOME LOAN BKS	Corporate	135,000.00	134,600.55	137,455.65	-	(143.10)	137,312.55	2.85%
3130AJTE3	U S TREASURY NOTE	Federal Agency	135,000.00	134,751.60	138,971.70	-	51.30	139,023.00	1.34%
9128284L1	FEDERAL HOME LOAN BKS	U.S. Treasury Bond /	130,000.00	136,022.66	139,425.00	-	(66.30)	139,358.70	2.57%
3133ELV3	FEDERAL FARM CREDIT BKS	Federal Agency	140,000.00	140,000.00	140,266.00	-	(72.80)	140,193.20	0.95%
3135G04Z3	F N M A	Federal Agency	140,000.00	139,710.20	140,053.20	-	635.60	140,688.80	0.50%
46647PBB1	JPMORGAN CHASE CO	Corporate	135,000.00	135,000.00	140,556.60	-	448.20	141,004.80	3.07%
912828X70	U S TREASURY NOTE	U.S. Treasury Bond /	140,000.00	140,628.90	149,538.20	-	109.20	149,647.40	1.87%
912828W71	U S TREASURY NOTE	U.S. Treasury Bond /	140,000.00	142,739.84	149,997.40	-	86.80	150,084.20	1.98%
44932HAB9	IBM CREDIT CORP	Corporate	150,000.00	149,625.00	151,453.50	-	(516.00)	150,937.50	1.79%
13063DGA0	CALIFORNIA ST	Municipal Bond /	150,000.00	150,006.00	152,509.50	-	(81.00)	152,428.50	2.76%
313383YJ4	FEDERAL HOME LOAN BKS	Federal Agency	150,000.00	152,609.40	164,653.50	-	(61.00)	164,602.50	3.08%
912828L24	U S TREASURY NOTE	U.S. Treasury Bond /	160,000.00	161,500.00	165,894.40	-	(62.40)	165,832.00	1.81%
025816CC1	AMERICAN EXPRESS CO	Corporate	155,000.00	161,212.40	168,590.40	-	872.65	169,463.05	3.11%
9128282W9	U S TREASURY NOTE	U.S. Treasury Bond /	165,000.00	160,340.04	171,316.20	-	(51.15)	171,265.05	1.81%
9128282F6	U S TREASURY NOTE	U.S. Treasury Bond /	170,000.00	167,662.50	171,859.80	-	(47.60)	171,812.20	1.11%
3137EAES4	F H L M C M T N	Federal Agency	180,000.00	179,474.40	179,719.20	-	284.40	180,003.60	0.25%
3135G0X24	F N M A	Federal Agency	175,000.00	174,441.75	184,367.75	-	229.25	184,597.00	1.54%
912828W55	U S TREASURY NOTE	U.S. Treasury Bond /	180,000.00	179,163.28	185,076.00	-	(111.60)	184,964.40	1.82%
3134GVR67	F H L M C M T N	Federal Agency	185,000.00	185,000.00	185,040.70	-	99.90	185,140.60	0.50%
912828XX3	U S TREASURY NOTE	U.S. Treasury Bond /	180,000.00	181,933.59	192,718.80	-	142.20	192,861.00	1.87%
3130AFW94	FEDERAL HOME LOAN BKS	Federal Agency	180,000.00	179,362.80	194,335.20	-	(72.00)	194,263.20	2.32%
3135G04Q3	F N M A	Federal Agency	200,000.00	199,398.00	204,449.70	-	324.00	204,114.00	0.25%
313382AX1	FEDERAL HOME LOAN BKS	Federal Agency	195,000.00	203,792.55	207,342.00	-	66.30	207,008.00	2.03%
9128285L0	U S TREASURY NOTE	U.S. Treasury Bond /	200,000.00	205,218.75	207,382.00	-	(374.00)	207,008.00	2.78%
05531FAX1	BB T CORPORATION	Corporate	200,000.00	201,510.00	207,342.00	-	(12.00)	207,330.00	2.65%
3137EAEP0	F H L M C	Federal Agency	200,000.00	199,846.00	209,562.00	-	534.00	210,096.00	1.43%
61746BDQ6	MORGAN STANLEY	Corporate	195,000.00	206,413.35	215,627.10	-	1,817.40	217,444.50	3.48%



**VENTURA REGIONAL SANITATION DISTRICT  
CASH & CASH EQUIVALENT AND INVESTMENT REPORT  
FOR THE MONTH ENDED JULY 31, 2020**

CUSIP	Asset Name	Asset Type	Shares/Units	Cost Basis	Market Value			Annual Yield
					Beginning Balance 6/30/2020	Purchase/Sale or Maturity	Ending Balance 7/31/2020	
9128282Y5	U S TREASURY NOTE	U.S. Treasury Bond /	210,000.00	214,314.84	-	226,972.20	1.97%	
9128282Z86	U S TREASURY NOTE	U.S. Treasury Bond /	230,000.00	233,881.25	-	237,314.00	1.33%	
3133X8L34	FEDERAL HOME LOAN BKS	Federal Agency	200,000.00	241,480.00	-	240,618.00	4.46%	
3135G0V34	F N M A	Federal Agency	225,000.00	224,163.00	-	242,534.25	2.32%	
912828P87	U S TREASURY NOTE	U.S. Treasury Bond /	250,000.00	248,242.19	-	251,425.00	1.12%	
912828R69	U S TREASURY NOTE	U.S. Treasury Bond /	295,000.00	285,654.11	-	307,537.50	1.56%	
912828D72	U S TREASURY NOTE	U.S. Treasury Bond /	400,000.00	401,203.12	-	408,484.00	1.96%	
912828N30	U S TREASURY NOTE	U.S. Treasury Bond /	500,000.00	492,070.31	-	524,355.00	2.03%	
912828L32	U S TREASURY NOTE	U.S. Treasury Bond /	525,000.00	532,882.62	-	525,504.00	1.37%	
912828T67	U S TREASURY NOTE	U.S. Treasury Bond /	630,000.00	616,774.23	-	638,763.30	1.23%	
<b>VENTURA REGIONAL SANITATION DISTRICT-TOLAND Total</b>				<b>\$ 13,883,959</b>	<b>\$ 13,950,820.84</b>	<b>\$ 14,347,536.67</b>	<b>\$ 90,422.77</b>	<b>\$ 14,364,767.92</b>
CAMP POOL	FEDERATED GOVERNMENT OBLIGATIONS	Money Market Funds	174,349.42	174,349.42	-	174,349.42	NA	
02007HAC5	ALLY AUTO RECEIVABLES TRUST	Supra-National	PAYDOWN		(747.73)		NA	
46640PGE7	JPMORGAN SECURITIES LLC C P	Commercial Paper	MATURED		(149,666.25)		1.78%	
94106LBF5	WASTE MANAGEMENT INC	Corporate	FULL CALL		(40,400.00)		0.00%	
025816CC1	AMERICAN EXPRESS CO	Corporate	55,000.00	57,204.40	-	60,132.05	2.88%	
02665WCV5	AMERICAN HONDA FINANCE	Corporate	40,000.00	39,963.20	-	41,465.20	3.11%	
037833DT4	APPLE INC	Corporate	30,000.00	30,063.00	-	30,829.50	2.12%	
040654XU4	ARIZONA ST TRANSPRTN BRD HIGHWAY	Municipal Bond /	50,000.00	50,000.00	-	52,234.00	1.09%	
05531FAX1	BB T CORPORATION	Corporate	60,000.00	60,453.00	-	62,199.00	1.87%	
13063DDF2	CALIFORNIA ST VARIOUS PURPOSE	Municipal Bond /	40,000.00	40,557.20	-	41,750.40	2.65%	
13063DGA0	CALIFORNIA ST	Municipal Bond /	50,000.00	50,002.00	-	50,809.50	2.40%	
14913Q2V0	CATERPILLAR FINL SERVICE	Corporate	35,000.00	35,822.50	-	37,957.85	2.76%	
24422ETL3	JOHN DEERE CAPITAL CORP	Corporate	30,000.00	29,867.70	-	31,020.60	2.63%	
24422EUD9	JOHN DEERE CAPITAL CORP	Corporate	30,000.00	29,979.60	-	30,481.80	2.56%	
254687FK7	DISCOVER CARD EXECUTION NOTE	Asset-Backed	30,000.00	29,993.56	-	30,995.10	2.83%	
3130AEWA4	WALT DISNEY COMPANY THE	Corporate	50,000.00	49,796.00	-	52,370.00	1.83%	
3130AFW94	FEDERAL HOME LOAN BKS	Federal Agency	50,000.00	49,892.50	-	50,201.50	1.67%	
3130AJTE3	FEDERAL HOME LOAN BKS	Federal Agency	65,000.00	64,769.90	-	70,150.60	2.61%	
3130AJHU6	FEDERAL HOME LOAN BKS	Federal Agency	45,000.00	44,917.20	-	46,341.00	2.32%	
3130AJPU7	FEDERAL HOME LOAN BKS	Federal Agency	45,000.00	44,776.80	-	45,208.80	1.34%	
313383QR5	FEDERAL HOME LOAN BKS	Federal Agency	45,000.00	44,993.70	-	45,064.80	0.50%	
3133ELV3	FEDERAL HOME LOAN BKS	Federal Agency	50,000.00	52,689.00	-	54,206.50	0.25%	
3133ELYR9	FEDERAL FARM CREDIT BKS	Federal Agency	45,000.00	45,000.00	-	45,062.10	3.00%	
3133X8L34	FEDERAL FARM CREDIT BKS	Federal Agency	55,000.00	66,407.00	-	66,169.95	0.95%	
3134GVR67	F H L M C M T N	Federal Agency	60,000.00	49,936.50	-	50,083.00	0.25%	
3135G03U5	F N M A DEB	Federal Agency	100,810.00	100,810.00	-	101,044.00	4.46%	
3135G04Q3	F N M A	Federal Agency	65,000.00	64,804.35	-	65,037.05	0.50%	
3135G04Z3	F N M A	Federal Agency	45,000.00	44,906.85	-	45,221.40	0.62%	
3135G05G4	F N M A	Federal Agency	45,000.00	44,903.25	-	45,002.25	0.25%	
3135G0X24	F N M A	Federal Agency	85,000.00	84,728.85	-	89,550.05	1.54%	
3136AEGQ4	F N M A GTD R E M I C PASS THRU	Federal Agency	13,550.86	13,728.38	(28.63)	14,005.49	2.21%	
3136BTXP4	F N M A GTD R E M I C PASS THRU	Federal Agency	20,308.53	20,712.49	(1,589.69)	20,538.63	1.54%	
3137B4GX8	F H L M C MULTICLASS MTG PARTN	Federal Agency	8,640.96	8,661.55	(269.23)	8,928.53	3.52%	
3137B5JL8	F H L M C MULTICLASS MTG PARTN	Federal Agency	11,223.95	11,166.52	(364.90)	11,535.08	2.92%	
3137BM6P6	F H L M C MULTICLASS MTG PARTN	Federal Agency	35,000.00	35,298.05	-	36,397.20	2.60%	
3137FAEP0	F H L M C	Federal Agency	65,000.00	64,949.95	-	68,281.20	2.97%	
3137AEQ8	F H L M C	Federal Agency	50,000.00	49,875.00	-	50,208.50	1.43%	
3137AEAR6	F H L M C	Federal Agency	50,000.00	49,979.00	-	50,205.50	0.37%	

**VENTURA REGIONAL SANITATION DISTRICT  
CASH & CASH EQUIVALENT AND INVESTMENT REPORT  
FOR THE MONTH ENDED JULY 31, 2020**

CUSIP	Asset Name	Asset Type	Shares/Units	Cost Basis	Beginning Balance 6/30/2020	Market Value			Maturity Date	Annual Yield
						Purchase/Sale or Maturity	Market Inc/(Dec)	Ending Balance 7/31/2020		
3137EAES4	F H L M C M T N	Federal Agency	60,000.00	59,824.80	59,906.40	-	94.80	60,001.20	06/26/23	0.25%
3137EAET2	F H L M C M T N	Federal Agency	30,000.00	29,932.20	-	29,932.20	34.20	29,966.40	07/25/22	0.13%
3137EAU9	F H L M C M T N	Federal Agency	30,000.00	29,850.60	-	29,850.60	107.70	29,958.30	07/21/25	0.38%
3137FKK39	F H L M C MULTICLASS MTG PARTN	Federal Agency	9,983.50	9,983.46	10,214.88	(18.24)	93.25	10,289.89	07/25/23	3.11%
31680YAD9	FIFTH THIRD AUTO TRUST	Asset-Backed	15,000.00	14,996.70	15,386.55	-	(27.75)	15,358.80	12/15/23	2.58%
34531LAD2	FORD CREDIT AUTO LEASE TRUST	Asset-Backed	13,885.16	13,883.98	17,123.61	(3,121.78)	(28.64)	13,973.19	12/15/21	3.17%
36255JAD6	GM FINANCIAL SECURITIZED TERM	Asset-Backed	16,558.83	16,554.97	18,022.98	(1,083.26)	(73.23)	16,866.49	05/16/23	2.96%
36256GAD1	GM FINANCIAL AUTOMOBILE	Asset-Backed	4,213.05	4,212.72	5,379.58	(1,139.02)	(11.37)	4,229.19	06/21/21	3.17%
427866BA5	HERSHEY COMPANY	Corporate	25,000.00	24,982.75	25,618.50	-	(60.00)	25,558.50	05/15/21	3.03%
437076BV3	HOME DEPOT INC	Corporate	25,000.00	24,931.50	26,245.50	-	(51.00)	26,194.50	03/01/22	3.10%
44931PAD8	HYUNDAI AUTO RECEIVABLES TRUST	Asset-Backed	413.08	413.05	1,443.19	(1,028.97)	(0.90)	413.32	08/16/21	1.76%
44932HAB9	IBM CREDIT CORP	Corporate	50,000.00	49,896.50	50,484.50	-	(172.00)	50,312.50	01/20/21	1.79%
46647PBB1	JPMORGAN CHASE CO	Corporate	50,000.00	50,000.00	52,058.00	-	166.00	52,224.00	04/01/23	3.07%
47786CAC6	JOHN DEERE OWNER TRUST	Asset-Backed	3,997.02	3,996.72	4,487.68	(460.48)	(2.20)	4,025.00	04/18/22	2.64%
55379WZU3	MUFG BANK LTD NY BRA	Certificate of Deposit	40,000.00	40,000.00	41,866.40	-	(68.40)	41,798.00	02/25/22	2.85%
61746DDQ6	MORGAN STANLEY	Corporate	70,000.00	74,097.10	77,404.60	-	652.40	78,057.00	04/29/24	3.48%
63743HER9	NATIONAL RURAL UTIL COOP	Corporate	45,000.00	44,856.45	45,818.55	-	(47.70)	45,770.85	03/15/21	2.85%
65558TLL7	NORDEA BK ABP NY	Certificate of Deposit	50,000.00	50,000.00	51,746.00	-	(12.50)	51,733.50	08/26/22	1.79%
69371RN93	PACCAR FINANCIAL CORP	Corporate	20,000.00	19,990.20	20,320.60	-	(36.40)	20,284.20	03/01/21	2.76%
713448EY0	PEPSICO INC	Corporate	10,000.00	9,980.20	10,091.00	-	43.50	10,134.50	05/01/23	0.74%
797272QN4	SAN DIEGO CA CMNTY CLG DIST REF SER	Municipal Bond /	15,000.00	15,000.00	15,474.00	-	148.50	15,622.50	08/01/23	1.92%
808513AW5	CHARLES SCHWAB CORP	Corporate	25,000.00	24,999.25	25,577.25	-	(45.50)	25,531.75	05/21/21	3.18%
83050PDR7	SKANDIN ENS BANKEN	Certificate of Deposit	50,000.00	50,000.00	51,761.00	-	(12.50)	51,748.50	08/26/22	1.80%
83369XDL9	SOCIETE GENERALE NY	Certificate of Deposit	45,000.00	45,000.00	46,171.80	-	(33.30)	46,138.50	02/14/22	1.76%
874857KJ3	TAMALPAIS CA UNION HIGH SCH DIST	Municipal Bond /	40,000.00	40,000.00	41,073.60	-	556.80	41,630.40	08/01/23	1.89%
89239JAD6	TOYOTA AUTO RECEIVABLES	Asset-Backed	20,000.00	19,996.81	20,588.00	-	(5.20)	20,582.80	08/15/23	2.50%
91159HHX1	US BANCORP	Corporate	40,000.00	39,964.40	42,602.00	-	(93.60)	42,795.60	07/30/24	2.24%
9128282F6	U S TREASURY NOTE	U.S. Treasury Bond /	155,000.00	152,868.75	156,695.70	-	(13.60)	156,652.30	08/31/21	1.11%
9128282V5	U S TREASURY NOTE	U.S. Treasury Bond /	70,000.00	71,556.25	75,567.10	-	90.30	75,657.40	09/30/24	1.97%
9128283J7	U S TREASURY NOTE	U.S. Treasury Bond /	15,000.00	15,325.20	16,236.90	-	13.50	16,250.40	11/30/24	1.96%
9128283V0	U S TREASURY NOTE	U.S. Treasury Bond /	10,000.00	10,546.48	11,020.30	-	10.60	11,030.90	01/31/25	2.27%
9128284G2	U S TREASURY NOTE	U.S. Treasury Bond /	120,000.00	121,195.31	122,072.40	-	(183.60)	121,888.80	04/15/21	2.34%
9128285L0	U S TREASURY NOTE	U.S. Treasury Bond /	85,000.00	87,217.97	88,137.35	-	(158.95)	87,978.40	11/15/21	2.78%
9128287C8	U S TREASURY NOTE	U.S. Treasury Bond /	165,000.00	166,591.99	170,304.75	-	(70.95)	170,233.80	07/15/22	1.70%
912828D72	U S TREASURY NOTE	U.S. Treasury Bond /	180,000.00	180,541.41	183,817.80	-	(176.40)	183,641.40	08/31/21	1.96%
912828L32	U S TREASURY NOTE	U.S. Treasury Bond /	185,000.00	187,926.75	185,366.30	-	(188.70)	185,177.60	08/31/20	1.37%
912828L57	U S TREASURY NOTE	U.S. Treasury Bond /	95,000.00	92,284.96	98,365.85	-	(25.65)	98,340.20	09/30/22	1.69%
912828N30	U S TREASURY NOTE	U.S. Treasury Bond /	100,000.00	98,414.06	104,871.00	-	(43.00)	104,828.00	12/31/22	2.03%
912828P38	U S TREASURY NOTE	U.S. Treasury Bond /	140,000.00	133,622.66	145,660.20	-	28.00	145,688.20	01/31/23	1.68%
912828R69	U S TREASURY NOTE	U.S. Treasury Bond /	35,000.00	34,047.07	36,473.85	-	13.65	36,487.50	05/31/23	1.56%
912828S35	U S TREASURY NOTE	U.S. Treasury Bond /	60,000.00	56,878.12	62,146.80	-	37.80	62,184.60	06/30/23	1.33%
912828T67	U S TREASURY NOTE	U.S. Treasury Bond /	110,000.00	107,413.28	111,577.40	-	(47.30)	111,530.10	10/31/21	1.23%
912828U81	U S TREASURY NOTE	U.S. Treasury Bond /	80,000.00	80,971.87	82,181.60	-	(72.00)	82,109.60	12/31/21	1.95%
912828W48	U S TREASURY NOTE	U.S. Treasury Bond /	125,000.00	124,878.91	181,927.20	-	(48,098.45)	133,828.75	02/29/24	1.98%
912828W55	U S TREASURY NOTE	U.S. Treasury Bond /	55,000.00	54,744.34	56,551.00	-	(34.10)	56,516.90	02/28/22	1.82%
912828W71	U S TREASURY NOTE	U.S. Treasury Bond /	75,000.00	76,415.04	80,355.75	-	46.50	80,402.25	03/31/24	1.98%
923040GU7	VENTURA CNTY CA CMNTY CLG DIST TXBL	Municipal Bond /	40,000.00	40,000.00	41,299.20	-	287.20	41,586.40	08/01/24	1.73%
977123X60	WISCONSIN ST TRANSN REV TAXABLE REF	Municipal Bond /	35,000.00	35,000.00	-	35,000.00	(14.35)	34,985.65	07/01/24	0.62%
<b>VENTURA REGIONAL SANITATION DISTRICT-COASTAL Total</b>				\$ 4,530,727.20	\$ 4,654,593.28	\$ (60,232.13)	\$ (45,385.16)	\$ 4,663,393.03		

**VENTURA REGIONAL SANITATION DISTRICT  
CASH & CASH EQUIVALENT AND INVESTMENT REPORT  
FOR THE MONTH ENDED JULY 31, 2020**

CUSIP	Asset Name	Asset Type	Shares/Units	Cost Basis	Market Value			Annual Yield
					Beginning Balance 6/30/2020	Purchase/Sale or Maturity	Ending Balance 7/31/2020	
CAMP POOL	FEDERATED GOVERNMENT OBLIGATIONS	Money Market Funds	51,132.29	51,132.29	-	(22,690.81)	51,132.29	NA
02007HAC5	ALLY AUTO RECEIVABLES TRUST	Supra-National	PAYDOWN	PAYDOWN	(1,046.86)	(0.52)	-	08/16/21
94106LBF5	WASTE MANAGEMENT INC	Corporate	FULL CALL	FULL CALL	(50,500.00)	(686.50)	-	06/15/24
02004VAC7	ALLY AUTO RECEIVABLES TRUST	Asset-Backed	32,829.35	23,825.02	(2,165.76)	(41.68)	24,119.11	11/15/22
02007JAC1	ALLY AUTO RECEIVABLES TRUST	Asset-Backed	32,512.68	32,510.45	(2,764.01)	(63.98)	35,823.48	01/17/23
025816CC1	AMERICAN EXPRESS CO	Corporate	50,000.00	52,004.00	-	281.50	54,665.50	02/22/24
02665WCV5	AMERICAN HONDA FINANCE	Corporate	55,000.00	54,949.40	-	518.65	57,014.65	06/27/22
037833D14	APPLE INC	Corporate	45,000.00	45,094.50	-	295.20	46,244.25	05/11/25
040665XU4	ARIZONA ST TRANSPRTN BRD HIGHWAY	Municipal Bond /	70,000.00	70,000.00	-	146.30	73,127.60	07/01/24
05531FAX1	BB T CORPORATION	Corporate	50,377.50	50,377.50	-	(3.00)	51,832.50	04/01/22
13063DDF2	CALIFORNIA ST VARIOUS PURPOSE	Municipal Bond /	55,000.00	55,766.15	-	89.65	57,406.80	10/01/22
13063DGA0	CALIFORNIA ST	Municipal Bond /	70,000.00	70,002.80	-	(37.80)	71,133.30	04/01/21
14041NFU0	CAPITAL ONE MULTI ASSET	Asset-Backed	115,000.00	114,971.04	(2,032.53)	50.60	118,248.75	08/15/24
14313FAD1	CARMAX AUTO OWNER TRUST	Asset-Backed	32,587.94	32,583.50	-	(33.51)	33,302.92	06/15/23
14913Q2V0	CATERPILLAR FINL SERVICE	Corporate	40,000.00	40,940.00	-	185.20	43,380.40	05/17/24
24422ETL3	JOHN DEERE CAPITAL CORP	Corporate	40,000.00	39,823.60	-	37.20	41,360.80	01/06/22
24422EUD9	JOHN DEERE CAPITAL CORP	Corporate	35,000.00	34,976.20	-	(63.00)	35,562.10	03/12/21
254683CM5	DISCOVER CARD EXECUTION NOTE	Asset-Backed	45,000.00	44,990.33	-	(8.55)	46,492.65	10/15/24
254687FK7	WALT DISNEY COMPANY THE	Corporate	60,000.00	59,755.20	-	657.60	62,844.00	08/30/24
3130AEWA4	FEDERAL HOME LOAN BKS	Federal Agency	100,000.00	99,785.00	-	(209.00)	100,403.00	10/01/20
3130AJTE3	FEDERAL HOME LOAN BKS	Federal Agency	50,000.00	49,908.00	-	19.00	51,490.00	02/17/23
3130AJUP7	FEDERAL HOME LOAN BKS	Federal Agency	50,000.00	49,993.00	-	55.00	50,072.00	06/03/22
313328AX1	FEDERAL HOME LOAN BKS	Federal Agency	125,000.00	130,636.25	-	42.50	131,100.00	03/10/23
3133ELV3	FEDERAL FARM CREDIT BKS	Federal Agency	50,000.00	50,000.00	-	(26.00)	50,069.00	04/08/22
3133X8L34	FEDERAL HOME LOAN BKS	Federal Agency	150,000.00	181,110.00	-	(169.50)	180,463.50	09/09/24
3134GVJ66	F H L M C M T N	Federal Agency	70,000.00	69,966.40	-	-	69,930.70	06/08/22
3135G04Q3	F N M A	Federal Agency	75,000.00	74,774.25	-	121.50	75,042.75	05/22/23
3135G05G4	F N M A	Federal Agency	50,000.00	49,896.50	-	227.00	50,246.00	06/17/25
3135G05G4	F N M A	Federal Agency	45,000.00	44,903.25	44,903.25	99.00	45,002.25	07/10/23
3135G0X24	F N M A	Federal Agency	70,000.00	69,776.70	-	91.70	73,838.80	01/07/25
3136AEGQ4	F N M A GTD R E M I C PASS THRU	Federal Agency	21,681.37	22,417.24	(45.81)	37.35	22,408.78	12/21/22
3136B1XP4	F N M A GTD R E M I C PASS THRU	Federal Agency	27,924.24	28,479.67	(2,185.82)	(74.75)	28,240.62	09/25/21
3137B4GX8	F H L M C MULTICLASS MTG PARTN	Federal Agency	13,825.53	13,858.48	(430.77)	(22.47)	14,285.64	02/25/23
3137B5JL8	F H L M C MULTICLASS MTG PARTN	Federal Agency	14,965.24	14,888.66	(486.54)	(20.13)	15,380.08	02/25/23
3137BM6P6	F H L M C MULTICLASS MTG PARTN	Federal Agency	40,000.00	40,340.63	-	(44.00)	41,596.80	08/25/22
3137EAEQ0	F H L M C	Federal Agency	75,000.00	74,942.25	-	200.25	78,786.00	02/12/25
3137EAEQ8	F H L M C	Federal Agency	75,000.00	74,812.50	-	108.00	75,312.75	04/20/23
3137EAE6	F H L M C	Federal Agency	55,000.00	54,976.90	-	83.05	55,226.05	05/05/23
3137EAE54	F H L M C M T N	Federal Agency	70,000.00	69,795.60	-	110.60	70,001.40	06/26/23
3137EAE2	F H L M C M T N	Federal Agency	30,000.00	29,932.20	-	34.20	29,966.40	07/25/22
3137EAEU9	F H L M C M T N	Federal Agency	30,000.00	29,850.60	-	107.70	29,958.30	07/21/25
3137FKK39	F H L M C MULTICLASS MTG PARTN	Federal Agency	14,975.26	14,975.21	(27.36)	139.88	15,434.85	07/25/23
31680YAD9	FIFTH THIRD AUTO TRUST	Asset-Backed	20,000.00	19,995.60	-	(37.00)	20,478.40	12/15/23
34531LAD2	FORD CREDIT AUTO LEASE TRUST	Asset-Backed	17,356.46	17,355.00	(3,902.22)	(35.79)	17,466.50	02/15/21
36255JAD6	GM FINANCIAL SECURITIZED TERM	Asset-Backed	24,838.23	24,832.43	(1,624.90)	(109.85)	25,299.72	05/16/23
36256GAD1	GM FINANCIAL AUTOMOBILE	Asset-Backed	8,426.11	8,425.44	(2,278.04)	(22.75)	8,468.38	06/21/21
427866BA5	HERSHEY COMPANY	Corporate	25,000.00	24,982.75	-	(60.00)	25,558.50	05/15/21
44931PAD8	HYUNDAI AUTO RECEIVABLES TRUST	Asset-Backed	660.97	660.92	(1,646.34)	(1.44)	661.35	08/16/21
44932HAB9	IBM CREDIT CORP	Corporate	60,000.00	59,875.80	-	(206.40)	60,375.00	01/20/21
46647PBB1	JPMORGAN CHASE CO	Corporate	60,000.00	60,000.00	-	199.20	62,668.80	04/01/23
47786CAC6	JOHN DEERE OWNER TRUST	Asset-Backed	3,997.02	3,996.72	(460.48)	(2.20)	4,025.00	04/18/22

**VENTURA REGIONAL SANITATION DISTRICT  
CASH & CASH EQUIVALENT AND INVESTMENT REPORT  
FOR THE MONTH ENDED JULY 31, 2020**

CUSIP	Asset Name	Asset Type	Shares/Units	Cost Basis	Beginning Balance 6/30/2020	Market Value			Annual Yield
						Purchase/Sale or Maturity	Market Inc/(Dec)	Ending Balance 7/31/2020	
55379WZU3	MUFG BANK LTD NY BRA	Certificate of Deposit	55,000.00	55,000.00	57,566.30	-	(94.05)	57,472.25	2.85%
58777RAD6	MERCEDES BENZ AUTO RECEIVABLES	Asset-Backed	34,290.46	34,289.14	37,747.07	(2,831.84)	(26.40)	34,888.83	2.98%
61746BDQ6	MORGAN STANLEY	Corporate	50,000.00	52,926.50	55,289.00	-	466.00	55,755.00	3.48%
62479LJU0	MUFG BANK LTD NY C P	Commercial Paper	100,000.00	98,603.50	99,953.00	-	24.00	99,977.00	0.00%
63743HER9	NATIONAL RURAL UTIL COOP	Corporate	25,000.00	24,894.25	25,454.75	-	(26.50)	25,428.25	2.85%
65478NAD7	UNION AUTO RECEIVABLES	Asset-Backed	40,000.00	39,992.34	41,246.40	-	(193.60)	41,052.80	3.14%
65558TLL7	NORDEA BK ABP NY	Certificate of Deposit	60,000.00	60,000.00	62,095.20	-	(15.00)	62,080.20	1.79%
69371RN93	PACCAR FINANCIAL CORP	Corporate	30,000.00	29,985.30	30,480.90	-	(54.60)	30,426.30	2.76%
713448EY0	PEPSICO INC	Corporate	10,000.00	9,980.20	10,091.00	-	43.50	10,134.50	0.74%
797272QN4	SAN DIEGO CA CMNTY CLG DIST REF SER	Municipal Bond /	20,000.00	20,000.00	20,632.00	-	198.00	20,830.00	1.92%
806513AW5	CHARLES SCHWAB CORP	Corporate	35,000.00	34,998.95	35,808.15	-	(63.70)	35,744.45	3.18%
83050PDR7	SKANDIN ENS BANKEN	Certificate of Deposit	60,000.00	60,000.00	62,113.20	-	(15.00)	62,098.20	1.80%
83369XDL9	SOCIETE GENERALE NY	Certificate of Deposit	60,000.00	60,000.00	61,562.40	-	(44.40)	61,518.00	1.76%
874857KJ3	TAMALPAIS CA UNION HIGH SCH DIST	Municipal Bond /	55,000.00	55,000.00	56,476.20	-	765.60	57,241.80	1.89%
89239JAD6	TOYOTA AUTO RECEIVABLES	Asset-Backed	30,000.00	29,995.22	30,882.20	-	(7.80)	30,874.20	2.50%
91159HXX1	US BANCORP	Corporate	60,000.00	59,946.60	63,903.00	-	290.40	64,193.40	2.24%
9128282Y5	U S TREASURY NOTE	U.S. Treasury Bond /	90,000.00	92,085.15	97,157.70	-	116.10	97,273.80	1.97%
9128283J7	U S TREASURY NOTE	U.S. Treasury Bond /	10,000.00	10,216.80	10,824.60	-	9.00	10,833.60	1.96%
9128285K2	U S TREASURY NOTE	U.S. Treasury Bond /	60,000.00	62,749.22	65,943.60	-	(23.40)	65,320.20	2.64%
9128285L0	U S TREASURY NOTE	U.S. Treasury Bond /	140,000.00	143,653.13	145,167.40	-	(261.80)	144,905.60	2.78%
912828D72	U S TREASURY NOTE	U.S. Treasury Bond /	160,000.00	160,481.25	163,393.60	-	(156.80)	163,236.80	1.96%
912828H86	U S TREASURY NOTE	U.S. Treasury Bond /	90,000.00	88,519.92	91,873.80	-	(31.50)	91,842.30	1.47%
912828J27	U S TREASURY NOTE	U.S. Treasury Bond /	53,873.05	53,873.05	53,988.50	-	80.00	54,068.50	1.85%
912828N30	U S TREASURY NOTE	U.S. Treasury Bond /	175,000.00	171,490.24	183,524.25	-	(75.25)	183,449.00	2.03%
912828N48	U S TREASURY NOTE	U.S. Treasury Bond /	30,000.00	30,943.36	30,231.90	-	(30.30)	30,201.60	1.74%
912828P38	U S TREASURY NOTE	U.S. Treasury Bond /	100,000.00	95,730.47	104,043.00	-	20.00	104,063.00	1.68%
912828Q78	U S TREASURY NOTE	U.S. Treasury Bond /	100,000.00	96,951.57	100,984.00	-	(62.00)	100,922.00	1.36%
912828S35	U S TREASURY BOND	U.S. Treasury Bond /	85,000.00	80,577.35	134,651.40	(46,601.37)	44.82	88,094.85	1.33%
912828S76	U S TREASURY NOTE	U.S. Treasury Bond /	45,000.00	43,788.87	45,463.95	-	(21.15)	45,442.80	1.11%
912828T26	U S TREASURY NOTE	U.S. Treasury Bond /	100,000.00	97,847.66	103,863.00	-	75.00	103,938.00	1.32%
912828T34	U S TREASURY NOTE	U.S. Treasury Bond /	20,000.00	19,892.97	20,237.60	-	(8.00)	20,229.60	1.11%
912828T67	U S TREASURY NOTE	U.S. Treasury Bond /	120,000.00	117,578.52	121,720.80	-	(51.60)	121,669.20	1.23%
912828U81	U S TREASURY NOTE	U.S. Treasury Bond /	65,000.00	64,916.21	66,772.55	-	(58.50)	66,714.05	1.95%
912828VZ0	U S TREASURY NOTE	U.S. Treasury Bond /	210,000.00	210,229.68	210,949.20	-	(321.30)	210,627.90	1.99%
912828W48	U S TREASURY NOTE	U.S. Treasury Bond /	25,000.00	24,726.56	26,754.00	(48,127.15)	48,138.90	26,765.75	1.98%
912828W55	U S TREASURY NOTE	U.S. Treasury Bond /	85,000.00	84,604.88	87,397.00	-	(52.70)	87,344.30	1.82%
912828W71	U S TREASURY NOTE	U.S. Treasury Bond /	110,000.00	112,075.39	117,855.10	-	68.20	117,923.30	1.98%
912828X70	U S TREASURY NOTE	U.S. Treasury Bond /	20,000.00	20,089.84	21,362.60	-	15.60	21,378.20	1.87%
912828XX3	U S TREASURY NOTE	U.S. Treasury Bond /	25,000.00	25,268.56	26,766.50	-	19.75	26,786.25	1.87%
912828Z29	U S TREASURY NOTE	U.S. Treasury Bond /	40,000.00	40,187.50	41,340.80	-	10.80	41,351.60	1.45%
923040GU7	VENTURA CNTY CA CMNTY CLG DIST TXBL	Municipal Bond /	60,000.00	60,000.00	61,948.80	-	430.80	62,379.60	1.73%
977123X60	WISCONSIN ST TRANSN REV TAXABLE REF	Municipal Bond /	45,000.00	45,000.00	-	-	44,981.55	44,981.55	0.62%
<b>Grand Total</b>				<b>\$ 5,212,484.25</b>	<b>\$ 5,352,670.84</b>	<b>\$ (64,471.75)</b>	<b>\$ 73,369.87</b>	<b>\$ 5,361,568.96</b>	
<b>VENTURA REGIONAL SANITATION DISTRICT-BAILLARD Total</b>				<b>\$ 36,114,717.38</b>	<b>\$ 37,138,044.01</b>	<b>\$ (39,923.48)</b>	<b>\$ (12,488.84)</b>	<b>\$ 37,200,048.73</b>	

See pages 11 of 11 for securities sold or matured for the month ended July 31, 2020.

**VENTURA REGIONAL SANITATION DISTRICT  
SECURITIES SOLD OR MATURED AS OF JULY 31, 2020**

Settle Date	Transaction	Description	Interest Rate	Maturity Date	CUSIP	Par	Principal Proceeds	Purchase Cost	Realized G/L Cost this FY	Realized G/L Amortized Cost
07/21/20	Full Call	BANK OF AMERICA CORP	2.369%	07/21/21	06051GGP8	295,000.00	295,000.00	289,536.60	5,463.40	-
07/14/20	Sale	SUMITOMO MTSU BKG CO	3.390%	10/16/20	86565BPC9	80,000.00	80,652.80	79,891.20	761.60	666.83
07/06/20	Sale	U S TREASURY NOTE	1.375%	08/31/20	912828L32	50,000.00	50,103.52	50,556.64	(453.12)	65.51
07/10/20	Sale	U S TREASURY NOTE	1.375%	09/30/23	912828T26	115,000.00	119,411.33	112,524.81	6,886.52	6,257.53
<b>VENTURA REGIONAL SANITATION DISTRICT-MAIN: 1077 Total</b>										
						\$ 540,000.00	\$ 545,167.65	\$ 532,509.25	\$ 12,658.40	\$ 6,989.87
07/20/20	Full Call	WASTE MANAGEMENT INC	2.950%	06/15/24	94106LBF5	100,000.00	101,000.00	102,769.00	(1,769.00)	1,000.00
07/14/20	Matured	JPMORGAN SECURITIES LLC C P	0.000%	07/14/20	46640PGE7	200,000.00	199,555.00	199,555.00	-	-
07/31/20	Matured	U S TREASURY NOTE	2.000%	07/31/20	912828VP2	100,000.00	100,000.00	103,421.87	(3,421.87)	-
07/10/20	Sale	FEDERAL HOME LOAN BKS	1.875%	07/07/21	3130AGLD5	130,000.00	132,181.40	129,884.30	2,297.10	2,236.44
07/14/20	Sale	SUMITOMO MTSU BKG CO	3.390%	10/16/20	86565BPC9	95,000.00	95,775.20	94,870.80	904.40	791.86
<b>VENTURA REGIONAL SANITATION DISTRICT-TOLAND: 1078 Total</b>										
						\$ 625,000.00	\$ 628,511.60	\$ 630,500.97	\$ (1,989.37)	\$ 4,028.30
07/20/20	Full Call	WASTE MANAGEMENT INC	2.950%	06/15/24	94106LBF5	40,000.00	40,400.00	41,107.60	(707.60)	400.00
07/14/20	Matured	JPMORGAN SECURITIES LLC C P	0.000%	07/14/20	46640PGE7	150,000.00	149,666.25	149,666.25	-	-
07/10/20	Sale	U S TREASURY NOTE	2.125%	02/29/24	912828W48	45,000.00	48,127.15	44,507.81	3,619.34	3,496.50
<b>VENTURA REGIONAL SANITATION DISTRICT-COASTAL: 1079 Total</b>										
						\$ 235,000.00	\$ 238,193.40	\$ 235,281.66	\$ 2,911.74	\$ 3,896.50
07/20/20	Full Call	WASTE MANAGEMENT INC	2.950%	06/15/24	94106LBF5	50,000.00	50,500.00	51,384.50	(884.50)	500.00
07/10/20	Sale	U S TREASURY BOND	1.375%	06/30/23	912828S35	45,000.00	46,601.37	42,658.59	3,942.78	3,148.53
<b>VENTURA REGIONAL SANITATION DISTRICT-BAILLARD: 1080 Total</b>										
						\$ 95,000.00	\$ 97,101.37	\$ 94,043.09	\$ 3,058.28	\$ 3,648.53
<b>Grand Total</b>										
						\$ 1,495,000.00	\$ 1,508,974.02	\$ 1,492,334.97	\$ 16,639.05	\$ 18,563.20

Notes: Securities Sold and Matured are provided by PFM Asset Management & US Bank.

This page is intentionally blank