



November 17, 2022

Board of Directors
Ventura Regional Sanitation District
Ventura, California

INVESTMENT REPORT – SEPTEMBER 30, 2022

RECOMMENDATION

Receive and file the September 30, 2022 Investment Report

FISCAL IMPACT

None.

BACKGROUND/ANALYSIS


The attached report shows cash and investment holdings of the District at September 30, 2022. The VRSD Investment Policy requires that the report be transmitted to the Board within 30 to 60 days after the close of the month. The portfolio totals \$36.50 million at cost, decreasing by \$0.10 million from \$36.60 million at the end of August 2022.

US Bank, who serves as the custodian, provides the market value shown for all U.S. Government securities. During the month of September, interest earnings for all investments were accrued in the amount of \$37,317. Fiscal year to date, \$104,502 has been earned. The unrealized gain or loss on investments is not recorded as income on a monthly basis. Recording it monthly skews the amount of interest reported since it could be at a loss one month and a gain the very next month and is not an actual gain or loss unless the government securities shown in Section D of the report are sold prior to their maturity date. It will be recorded at June 30, 2023, as required by governmental accounting standards.

The District investment holdings are in compliance with the investment policy approved by the Board of Directors in December 2021. The portfolio has been managed with the stated objectives of safety, liquidity and earning a competitive rate of return. The investment program shown herein provides sufficient cash flow liquidity to meet the District's expense obligations for the next six months.

If you have any questions or need additional information, please contact me by phone at (805) 658-4646 or via email at TinaRivera@vrzd.com.

ALVERTINA RIVERA, DIRECTOR OF FINANCE

APPROVED FOR FISCAL IMPACT: 
Alvertina Rivera, Director of Finance

APPROVED FOR AGENDA: 
Chris Theisen, General Manager

Attachments: 1. VRSD September 2022 Investment Report

**VENTURA REGIONAL SANITATION DISTRICT
CASH & CASH EQUIVALENT AND INVESTMENT REPORT
FOR THE MONTH ENDED SEPTEMBER 30, 2022**

COMPLIANCE REPORT AND CERTIFICATIONS

	BALANCE AT COST		INTEREST EARNED*	
	8/31/2022	CHANGE	9/30/2022	Fiscal YTD
A. Sweep Account	\$ 1,657,423	\$ (907,560)	\$ 749,864	\$ 38
B. Certificate of Deposit	\$ 725,000	\$ -	\$ 725,000	\$ 48
C. Pooled Funds (LAIF & County Pool)	\$ 1,900,670	\$ 750,000	\$ 2,650,670	\$ -
D. Funds & Securities held by Custodian	\$ 32,334,020	\$ 46,480	\$ 32,380,500	\$ 37,232
TOTAL	\$ 36,617,113	\$ (111,080)	\$ 36,506,034	\$ 37,317
				\$ 104,502

*Interest Earned is based on estimates.

Investment Recap (C. & D.)	Market		At Par		%
	Totals Per Trustee	Purchase Price (G/L)	\$		
Pooled Funds					
LAIF	\$ 2,590,352	\$ 2,590,352	\$ 2,590,352		5.18%
Ventura County Pool	\$ 60,319	\$ 60,319	\$ 60,319		45.42%
Total Pooled Funds	\$ 2,650,670	\$ 2,650,670	\$ 2,650,670		7.56%
Securities:					
Money Market Funds	\$ 1,815,275	\$ 1,815,275	\$ 1,815,275		5.18%
U.S. T-Notes/Bonds	\$ 15,050,933	\$ 15,878,128	\$ 15,920,000		45.42%
Municipal Bonds	\$ 1,444,283	\$ 1,506,463	\$ 1,505,000		4.29%
Corporate Bonds/Notes	\$ 4,176,303	\$ 4,474,299	\$ 4,430,000		12.64%
Commercial Paper	\$ 582,786	\$ 583,419	\$ 600,000		1.71%
Commercial Mortgage-Backed Security	\$ 43,794	\$ 44,423	\$ 44,038		0.13%
Asset-Backed Security	\$ 673,320	\$ 697,254	\$ 697,362		1.99%
Supranationals	\$ 761,531	\$ 838,316	\$ 815,000		2.33%
Federal Agencies	\$ 6,209,470	\$ 6,542,921	\$ 6,570,000		18.75%
Total Securities	\$ 30,757,695	\$ 32,380,500	\$ 32,396,676		
Total Investments	\$ 33,408,365	\$ 35,031,170	\$ 35,047,346		100.00%

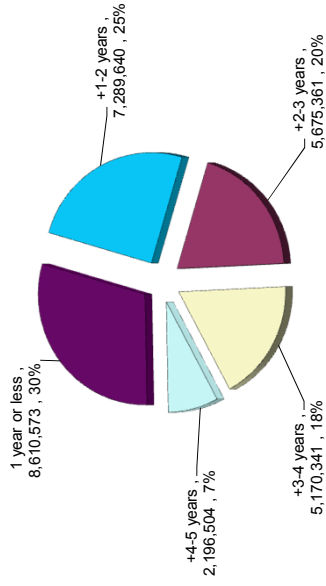
CERTIFICATIONS

I certify that all investment actions executed since the last report have been made in full compliance with the VRSD Investment Policy. In addition, sufficient investment liquidity and anticipated revenue are available to meet the next six (6) months' estimated expenses of the District.

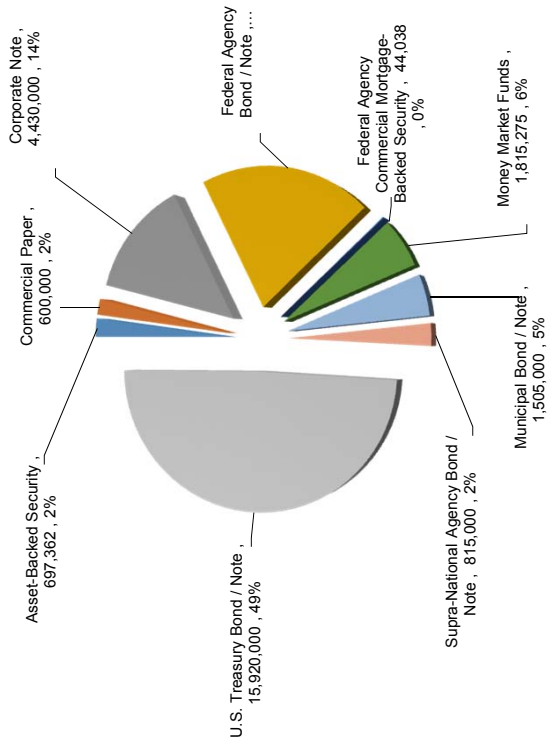
Alvertina Rivera, Director of Finance

Date

Investment Maturity Schedule
U.S. T-Notes/Bonds & Agencies



Investment by Type
@ PAR Value



**VENTURA REGIONAL SANITATION DISTRICT
CASH & CASH EQUIVALENT AND INVESTMENT REPORT
FOR THE MONTH ENDED SEPTEMBER 30, 2022**

Item # 11

A. SWEEP ACCOUNT		8/31/2022	Net Deposits/ (Withdrawals)	Interest Received	9/30/2022	Yield	Market Value**
City National Bank	\$	1,657,423.37	\$(907,589.49)	\$ 29.66	\$ 749,863.54	0.11%	\$ 749,863.54
B. CERTIFICATES OF DEPOSIT							
Rabobank		4/1/2022	NA	4/1/2023	\$ 500,000.00	0.08%	\$ 500,000.00
Rabobank		4/1/2022	NA	4/1/2023	125,000.00	0.08%	125,000.00
Rabobank		4/1/2022	NA	4/1/2023	100,000.00	0.08%	100,000.00
					<u>\$ 725,000.00</u>		<u>\$ 725,000.00</u>
C. POOLED FUNDS							
Local Agency Investment Fund	\$	1,840,351.67	\$ 750,000.00	\$ -	\$ 2,590,351.67	1.51%	\$ 2,590,351.67
Ventura County Pool		60,318.78	-	-	60,318.78	1.73%	60,318.78
	\$	<u>1,900,670.45</u>	<u>\$ 750,000.00</u>	<u>\$ -</u>	<u>\$ 2,650,670.45</u>		<u>\$ 2,650,670.45</u>

* Published rate does not represent net yield rate earned on District investment.

**Market Value is based on estimates.

**VENTURA REGIONAL SANITATION DISTRICT
CASH & CASH EQUIVALENT AND INVESTMENT REPORT
FOR THE MONTH ENDED SEPTEMBER 30, 2022**

CUSIP	Asset Name	Asset Type	Shares/Units	Cost Basis	Market Value			Annual Yield
					Beginning Balance 8/31/2022	Purchase/Sale or Maturity	Ending Balance 9/30/2022	
CAMP POOL	FEDERATED GOVERNMENT OBLIGATIONS	Money Market Funds	1,407,456.78	1,407,456.78	1,387,914.75	-	1,407,456.78	NA
040654XU4	ARIZONA ST TRANSPRTN BRD HIGHWAY	Municipal Bond /	120,000.00	120,000.00	116,433.60	-	115,038.00	2.04%
13063DDF2	CALIFORNIA ST VARIOUS PURPOSE	Municipal Bond /	105,000.00	106,462.65	104,959.05	-	105,000.00	2.50%
14316NAC3	CARMAX AUTO OWNER TR	Asset-Backed	13,249.29	13,246.68	13,695.97	(819.79)	12,820.81	0.35%
14913QZV0	CATERPILLAR FINL SERVICE	Corporate Note	80,000.00	81,880.00	78,761.60	-	77,864.80	2.93%
24422EVL6	JOHN DEERE CAPITAL CORP	Corporate Note	75,000.00	74,946.75	71,805.75	-	71,111.25	0.47%
254683CM5	DISCOVER CARD EXECUTION NOTE	Asset-Backed	70,000.00	69,984.96	69,909.00	-	69,964.30	1.89%
25468PCW4	WALT DISNEY COMPANY	Corporate Note	110,000.00	106,467.90	109,697.50	-	109,705.20	2.36%
3130AFW94	FEDERAL HOME LOAN BKS	Federal Agency	230,000.00	229,185.80	227,104.30	-	224,769.80	2.56%
3135G05G4	F N M A	Federal Agency	115,000.00	114,752.75	111,859.35	-	111,568.05	0.26%
3135G05R0	F N M A	Federal Agency	125,000.00	124,775.00	121,192.50	-	120,787.50	0.31%
3135G06H1	F N M A	Federal Agency	100,000.00	99,886.00	96,110.00	-	95,535.00	0.26%
3135G0X24	F N M A	Federal Agency	175,000.00	174,441.75	167,826.75	(3,512.69)	165,105.50	1.72%
3137B4GX8	F H L M C MULTICLASS MTG PARTN	Federal Agency	10,110.32	10,242.77	13,564.57	-	10,076.15	2.29%
3137B5JL8	F H L M C MULTICLASS MTG PARTN	Federal Agency	2,586.06	2,592.23	3,468.17	(889.13)	2,580.19	3.02%
3137EAEPO	F H L M C	Federal Agency	919.14	914.43	1,975.25	(1,059.67)	917.34	2.67%
3137EAEW5	F H L M C	Federal Agency	175,000.00	174,865.25	166,930.75	-	164,003.00	1.60%
3137EAF2A	F H L M C	Federal Agency	180,000.00	179,979.05	173,939.40	-	173,298.60	0.26%
3137FKK39	F H L M C MULTICLASS MTG PARTN	Federal Agency	45,000.00	44,955.45	43,170.30	-	42,934.95	0.26%
38141GXS8	GOLDMAN SACHS GROUP INC	Corporate Note	1,675.49	1,675.49	1,640.60	(4.56)	1,632.93	3.29%
4581XDDK1	INTER AMERICAN DEVEL BK	Supra-National	95,000.00	95,193.80	86,480.40	-	84,759.00	0.96%
61746BDQ6	MORGAN STANLEY	Corporate Note	225,000.00	236,783.50	214,949.25	-	211,335.75	1.86%
69371RQ66	PACCAR FINANCIAL CORP	Corporate Note	125,000.00	132,316.25	124,681.25	-	122,713.75	3.95%
713448EY0	PEPSICO INC	Corporate Note	30,000.00	31,353.30	28,623.90	-	28,087.20	1.92%
713448FB9	PEPSICO INC	Corporate Note	30,000.00	29,940.60	29,481.60	-	29,431.20	0.76%
797272QNA	SAN DIEGO CA CMNTY CLG DIST REF SER	Corporate Note	35,000.00	34,980.05	33,869.85	-	33,678.40	0.42%
874857KJ3	TAMALPAIS CA UNION HIGH SCH DIST	Municipal Bond /	35,000.00	35,000.00	34,499.15	-	34,385.40	2.03%
89239JAD6	TOYOTA AUTO RECEIVABLES	Municipal Bond /	85,000.00	85,000.00	83,802.35	-	83,557.55	2.01%
91159HHX1	US BANCORP	Asset-Backed	296.07	296.02	2,460.99	(2,165.41)	295.99	2.57%
9128282Y5	U S TREASURY NOTE	Corporate Note	100,000.00	99,911.00	97,581.00	-	95,926.00	2.50%
9128283V0	U S TREASURY NOTE	U.S. Treasury Bond /	170,000.00	173,492.97	165,550.20	-	163,147.30	2.21%
9128284R8	U S TREASURY NOTE	U.S. Treasury Bond /	235,000.00	257,029.89	229,649.05	-	225,764.50	2.60%
9128285Z9	U S TREASURY NOTE	U.S. Treasury Bond /	245,000.00	272,572.07	240,972.20	-	236,378.45	2.98%
912828N30	U S TREASURY NOTE	U.S. Treasury Bond /	60,000.00	63,857.81	59,179.80	-	58,577.40	2.56%
912828P38	U S TREASURY NOTE	U.S. Treasury Bond /	390,000.00	390,888.28	388,794.90	-	388,677.90	2.13%
912828Q29	U S TREASURY NOTE	U.S. Treasury Bond /	325,000.00	310,554.68	323,069.50	-	322,926.50	1.76%
912828T26	U S TREASURY NOTE	U.S. Treasury Bond /	200,000.00	188,000.00	198,008.00	-	197,648.00	1.52%
912828Y87	U S TREASURY NOTE	U.S. Treasury Bond /	310,000.00	305,780.86	303,096.30	-	301,233.20	1.42%
912828BD2	U S TREASURY NOTE	U.S. Treasury Bond /	200,000.00	200,695.31	193,712.00	-	191,148.00	1.83%
923040GU7	VENTURA CNTY CA CMNTY CLG DIST TXBL	U.S. Treasury Bond /	1,590,000.00	1,575,404.30	1,574,783.70	-	1,577,041.50	0.13%
977123X60	WISCONSIN ST TRANSN REV TAXABLE REF	Municipal Bond /	120,000.00	120,000.00	115,830.00	-	114,513.60	1.89%
	VENTURA REGIONAL SANITATION DISTRICT-MAIN Total	Municipal Bond /	90,000.00	90,000.00	85,203.90	-	84,361.50	0.67%
			7,836,293	\$ 7,867,762.38	\$ 7,696,193.05	\$ (8,451.25)	\$ (19,993.56)	\$ 7,667,748.24
CAMP POOL	FEDERATED GOVERNMENT OBLIGATIONS	Money Market Funds	284,021.06	284,021.06	74,767.85	-	284,021.06	NA
023135BW5	AMAZON COM INC	Corporate Note	130,000.00	129,810.20	123,285.50	-	121,865.90	0.48%
025816CC1	AMERICAN EXPRESS CO	Corporate Note	155,000.00	161,212.40	153,625.15	-	152,179.00	3.46%
9128282W9	U S TREASURY NOTE	U.S. Treasury Bond /	MATURED	MATURED	164,945.55	(164,994.14)	-	1.88%
912828L57	U S TREASURY NOTE	U.S. Treasury Bond /	MATURED	MATURED	119,948.40	(120,000.00)	-	1.75%
025816CM9	AMERICAN EXPRESS CO SR	Corporate Note	75,000.00	74,466.75	67,793.25	-	65,395.50	1.89%
02665WVZ1	AMERICAN HONDA FIN CORP	Corporate Note	100,000.00	98,586.00	89,943.00	-	87,090.00	1.49%
037833DT4	APPLE INC	Corporate Note	100,000.00	100,210.00	93,444.00	-	91,720.00	1.23%
040654XU4	ARIZONA ST TRANSPRTN BRD HIGHWAY	Municipal Bond /	100,000.00	100,000.00	97,028.00	-	95,865.00	2.04%
06406RBA4	BANK OF NY MELLON CORP	Corporate Note	75,000.00	75,090.75	69,073.50	-	66,532.50	2.31%
13077DQD7	CALIFORNIA ST UNIV REV SYSTEMWIDE	Municipal Bond /	40,000.00	40,000.00	36,358.00	-	35,771.60	0.96%
14041NFY2	CAPITAL ONE MULTI TR	Asset-Backed	70,000.00	69,990.35	65,831.50	-	64,880.20	1.12%

**VENTURA REGIONAL SANITATION DISTRICT
CASH & CASH EQUIVALENT AND INVESTMENT REPORT
FOR THE MONTH ENDED SEPTEMBER 30, 2022**

CUSIP	Asset Name	Asset Type	Shares/Units	Cost Basis	Market Value			Annual Yield
					Beginning Balance 8/31/2022	Purchase/Sale or Maturity	Ending Balance 9/30/2022	
14316NAC3	CARMAX AUTO OWNER TR	Asset-Backed	13,249.29	13,246.68	13,695.97	(819.79)	12,820.81	0.35%
14913QZV0	CATERPILLAR FINL SERVICE	Corporate Note	125,000.00	127,937.50	123,065.00	-	121,663.75	2.93%
172967MX6	CITIGROUP INC	Corporate Note	50,000.00	50,000.00	47,060.50	-	46,327.00	1.06%
172967ND9	CITIGROUP INC	Corporate Note	50,000.00	50,041.00	46,490.50	-	45,674.50	1.40%
24422EVN6	JOHN DEERE CAPITAL CORP	Corporate Note	60,000.00	59,957.40	57,444.60	-	56,889.00	0.47%
24422EVU0	DEERE JOHN CAPITAL CORP	Corporate Note	40,000.00	39,974.00	37,684.80	-	37,153.20	0.67%
254683CM5	DISCOVER CARD EXECUTION NOTE	Asset-Backed	95,000.00	94,979.59	94,876.50	-	94,951.55	1.89%
3130AFW94	FEDERAL HOME LOAN BKS	Federal Agency	180,000.00	179,362.80	177,733.80	-	175,906.80	2.56%
3130ANMHO	FEDERAL HOME LOAN BKS	Federal Agency	100,000.00	91,169.00	90,634.00	-	88,005.00	1.25%
3130APQ81	FEDERAL HOME LOAN BKS	Federal Agency	130,000.00	123,268.60	122,821.40	-	120,485.30	1.08%
313382AX1	FEDERAL HOME LOAN BKS	Federal Agency	95,000.00	99,283.55	94,384.40	-	94,183.95	2.14%
313383YJ4	FEDERAL HOME LOAN BKS	Federal Agency	150,000.00	152,609.40	149,557.50	-	148,635.00	3.41%
3133ENW1	FEDERAL FARM CREDIT BKS	Federal Agency	240,000.00	239,676.00	236,452.80	-	233,997.60	2.69%
3134GWZV1	F H L M C M T N	Federal Agency	140,000.00	136,850.00	127,652.00	-	124,931.80	0.73%
3135G04Z3	F N M A	Federal Agency	140,000.00	139,710.20	128,695.00	-	126,533.40	0.55%
3135G05G4	F N M A	Federal Agency	130,000.00	129,720.50	126,449.70	-	126,109.10	0.26%
3135G05R0	F N M A	Federal Agency	135,000.00	134,757.00	130,887.90	-	130,450.50	0.31%
3135G05X7	F N M A	Federal Agency	140,000.00	139,344.80	127,701.00	-	125,181.00	0.42%
3135G06G3	F N M A	Federal Agency	125,000.00	124,552.50	113,755.00	-	111,317.50	0.56%
3135G06H1	F N M A	Federal Agency	115,000.00	114,868.90	110,526.50	-	109,865.25	0.26%
3135G0X24	F N M A	Federal Agency	100,000.00	99,681.00	95,901.00	-	94,346.00	1.72%
3136AEGQ4	F N M A GTD R E M I C PASS THRU	Federal Agency	10,412.36	10,882.96	14,412.36	(3,732.23)	10,705.92	2.29%
3137BAGX8	F H L M C MULTICLASS MTG PARTN	Federal Agency	2,747.69	2,754.24	3,684.93	(944.70)	2,741.45	3.02%
3137B5JL8	F H L M C MULTICLASS MTG PARTN	Federal Agency	973.21	968.23	2,091.45	(1,122.01)	971.30	2.67%
3137EAP0	F H L M C	Federal Agency	200,000.00	199,846.00	190,778.00	-	187,432.00	1.60%
3137EAEQ8	F H L M C	Federal Agency	150,000.00	149,625.00	147,030.00	-	147,007.50	0.38%
3137EAE6	F H L M C	Federal Agency	130,000.00	129,945.40	127,288.20	-	127,111.40	0.38%
3137EAE5A	F H L M C M T N	Federal Agency	180,000.00	179,474.40	175,303.80	-	174,938.40	0.26%
3137EAEU9	F H L M C M T N	Federal Agency	90,000.00	89,952.30	82,326.60	-	80,743.50	0.42%
3137EAEW5	F H L M C	Federal Agency	200,000.00	199,977.57	193,266.00	-	192,554.00	0.26%
3137EAEX3	F H L M C M T N	Federal Agency	185,000.00	184,443.15	168,503.55	-	164,994.10	0.42%
3137FKK39	F H L M C MULTICLASS MTG PARTN	Federal Agency	1,815.10	1,815.10	1,777.31	(4.94)	1,769.00	3.29%
380144AD7	GM FIN AUTO LEAS TR	Asset-Backed	15,000.00	14,998.74	14,458.95	-	14,411.70	0.43%
38141GXS8	GOLDMAN SACHS GROUP INC	Corporate Note	100,000.00	100,204.00	91,032.00	-	89,220.00	0.96%
43815EAC8	HONDA AUTO REC OWN TR 2021 3	Asset-Backed	45,000.00	44,999.34	43,051.05	-	42,871.95	0.43%
43815GAC3	HONDA AUTO REC OWN TR 2021 4	Asset-Backed	40,000.00	39,991.57	38,110.00	-	37,833.60	0.93%
458140BY5	INTEL CORP	Corporate Note	100,000.00	100,121.00	98,210.00	-	94,942.00	3.95%
4581X0DK1	INTER AMERICAN DEVEL BK	Supra-National	135,000.00	141,925.50	128,969.55	-	126,801.45	1.86%
4581X0DX8	INTER AMERICAN DEVEL BK	Supra-National	210,000.00	209,844.60	197,360.10	-	194,928.30	0.54%
459200K77	INTERNATIONAL BUSINESS MACHS	Corporate Note	100,000.00	101,561.00	99,401.00	-	96,019.00	4.32%
46647PCH7	JPMORGAN CHASE CO	Corporate Note	95,000.00	95,000.00	88,876.30	-	87,948.15	0.89%
58769KAD6	MERCEDES BENZ AUTO LEASE	Asset-Backed	65,000.00	64,995.09	62,951.20	-	62,738.65	0.41%
61746BDQ6	MORGAN STANLEY	Corporate Note	195,000.00	206,413.35	194,502.75	-	191,433.45	3.95%
61747YEG6	MORGAN STANLEY	Corporate Note	30,000.00	30,000.00	27,854.70	-	27,341.40	1.28%
63743HFE7	NATIONAL RURAL UTILS COOP FIN	Corporate Note	20,000.00	19,994.60	19,669.00	-	19,294.80	3.58%
63873KSK4	NATIXIS N Y BRH DISC COML C P	Commercial Paper	250,000.00	243,091.39	242,995.00	-	242,827.50	0.00%
665859AW4	NORTHERN TR CORP SR NT	Corporate Note	70,000.00	70,676.20	69,741.70	-	67,499.60	4.15%
69371RQ66	PACARB FINANCIAL CORP	Corporate Note	30,000.00	31,353.30	28,623.90	-	28,087.20	1.92%
713448EY0	PEPSICO INC	Corporate Note	30,000.00	29,940.60	29,481.60	-	29,431.20	0.76%
797272QN4	SAN DIEGO CA CMNTY CLG DIST REF SER	Municipal Bond /	35,000.00	35,000.00	34,499.15	-	34,385.40	2.03%
84857KJ3	TAMALPAIS CA UNION HIGH SCH DIST	Municipal Bond /	85,000.00	85,000.00	83,802.35	-	83,557.55	2.01%
87612EBM7	TARGET CORP	Corporate Note	20,000.00	19,966.00	18,613.60	-	17,952.40	2.17%
89236TJK2	TOYOTA MTR CR CORP	Corporate Note	60,000.00	59,866.80	54,180.60	-	52,485.00	1.29%
89239JAD6	TOYOTA AUTO RECEIVABLES	Asset-Backed	320.79	320.74	2,665.69	(2,345.86)	320.71	2.57%
91159HXX1	US BANCORP	Corporate Note	100,000.00	99,911.00	97,581.00	-	95,926.00	2.50%

**VENTURA REGIONAL SANITATION DISTRICT
CASH & CASH EQUIVALENT AND INVESTMENT REPORT
FOR THE MONTH ENDED SEPTEMBER 30, 2022**

CUSIP	Asset Name	Asset Type	Shares/Units	Cost Basis	Beginning Balance 8/31/2022	Market Value			Annual Yield
						Purchase/Sale or Maturity	Market Inc/(Dec)	Ending Balance 9/30/2022	
9128282A7	U S TREASURY NOTE	U.S. Treasury Bond /	100,000.00	93,941.41	92,828.00	-	(2,383.00)	90,445.00	1.66%
9128282Y5	U S TREASURY NOTE	U.S. Treasury Bond /	210,000.00	214,314.84	204,447.60	-	(2,912.70)	201,534.90	2.21%
9128283J7	U S TREASURY NOTE	U.S. Treasury Bond /	25,000.00	25,541.99	24,268.50	-	(372.00)	23,896.50	2.22%
9128283V0	U S TREASURY NOTE	U.S. Treasury Bond /	195,000.00	208,422.07	190,559.85	-	(3,223.35)	187,336.50	2.60%
9128284L1	U S TREASURY NOTE	U.S. Treasury Bond /	280,000.00	294,061.72	278,885.60	-	(865.20)	278,020.40	2.77%
9128284R8	U S TREASURY NOTE	U.S. Treasury Bond /	380,000.00	422,764.84	373,752.80	-	(7,125.00)	366,627.80	2.98%
9128286G0	U S TREASURY NOTE	U.S. Treasury Bond /	200,000.00	210,304.69	196,782.00	-	(2,064.00)	194,718.00	2.44%
912828N30	U S TREASURY NOTE	U.S. Treasury Bond /	395,000.00	388,735.55	393,779.45	-	(118.50)	393,660.95	2.13%
912828Q29	U S TREASURY NOTE	U.S. Treasury Bond /	80,000.00	82,206.25	79,203.20	-	(144.00)	79,059.20	1.52%
912828R69	U S TREASURY NOTE	U.S. Treasury Bond /	70,000.00	68,094.14	69,106.10	-	(227.50)	68,878.60	1.65%
912828T26	U S TREASURY NOTE	U.S. Treasury Bond /	130,000.00	127,201.95	127,104.90	-	(781.30)	126,323.60	1.42%
912828V98	U S TREASURY NOTE	U.S. Treasury Bond /	430,000.00	418,959.38	409,458.90	-	(12,009.90)	397,449.00	2.43%
912828W71	U S TREASURY NOTE	U.S. Treasury Bond /	130,000.00	132,544.14	127,323.30	-	(2,406.25)	125,871.20	2.19%
912828WE6	U S TREASURY NOTE	U.S. Treasury Bond /	275,000.00	277,180.66	272,648.75	-	(1,663.20)	270,242.50	2.80%
912828X70	U S TREASURY NOTE	U.S. Treasury Bond /	140,000.00	140,628.90	136,703.00	-	(1,663.20)	135,039.80	2.07%
912828X88	U S TREASURY NOTE	U.S. Treasury Bond /	50,000.00	48,894.53	47,810.50	-	(1,466.50)	46,344.00	2.56%
912828Z86	U S TREASURY NOTE	U.S. Treasury Bond /	230,000.00	233,881.25	228,068.00	-	(80.50)	227,987.50	1.39%
91282CAM3	U S TREASURY NOTE	U.S. Treasury Bond /	200,000.00	196,335.94	181,234.00	-	(3,484.00)	177,750.00	0.28%
91282CAT8	U S TREASURY NOTE	U.S. Treasury Bond /	150,000.00	148,669.92	135,528.00	-	(2,689.50)	132,838.50	0.28%
91282CBC4	U S TREASURY NOTE	U.S. Treasury Bond /	600,000.00	589,750.00	541,572.00	-	(11,016.00)	530,556.00	0.42%
91282CBH3	U S TREASURY NOTE	U.S. Treasury Bond /	460,000.00	449,702.74	414,092.00	-	(8,896.40)	405,195.60	0.43%
91282CBQ3	U S TREASURY NOTE	U.S. Treasury Bond /	130,000.00	122,961.72	117,295.10	-	(2,585.70)	114,709.40	0.57%
91282CBT7	U S TREASURY NOTE	U.S. Treasury Bond /	100,000.00	96,148.44	90,863.00	-	(2,070.00)	88,793.00	0.84%
91282CBV2	U S TREASURY NOTE	U.S. Treasury Bond /	95,000.00	90,524.61	90,346.90	-	(902.50)	89,444.40	0.40%
91282CCJ8	U S TREASURY NOTE	U.S. Treasury Bond /	425,000.00	429,316.41	385,887.25	-	(9,630.50)	376,256.75	0.99%
91282CCN9	U S TREASURY NOTE	U.S. Treasury Bond /	100,000.00	97,273.44	97,000.00	-	(344.00)	96,656.00	0.13%
91282CCP4	U S TREASURY NOTE	U.S. Treasury Bond /	200,000.00	193,828.13	179,454.00	-	(4,540.00)	174,914.00	0.71%
91282CCU3	U S TREASURY NOTE	U.S. Treasury Bond /	365,000.00	364,144.53	352,882.00	-	(1,412.55)	351,469.45	0.13%
91282CCZ2	U S TREASURY NOTE	U.S. Treasury Bond /	110,000.00	109,377.34	99,374.00	-	(2,603.70)	96,770.30	0.99%
91282CDD0	U S TREASURY NOTE	U.S. Treasury Bond /	380,000.00	375,357.81	366,730.40	-	(2,492.80)	364,237.60	0.39%
91282CDG3	U S TREASURY NOTE	U.S. Treasury Bond /	285,000.00	266,732.03	259,683.45	-	(7,002.45)	252,681.00	1.27%
91282CDH1	U S TREASURY NOTE	U.S. Treasury Bond /	255,000.00	249,279.50	240,268.65	-	(3,317.55)	236,951.10	0.81%
91282CDZ1	U S TREASURY NOTE	U.S. Treasury Bond /	310,000.00	298,321.49	295,529.20	-	(4,941.40)	290,587.80	1.60%
91282CER8	U S TREASURY NOTE	U.S. Treasury Bond /	130,000.00	129,766.41	127,852.40	-	(1,610.70)	126,241.70	2.57%
923040GU7	VENTURA CNTY CA CMNTY CLG DIST TXBL	Municipal Bond /	130,000.00	130,000.00	125,482.50	-	(1,426.10)	124,056.40	1.89%
931142EX7	WALMART INC	Corporate Note	100,000.00	100,162.00	-	100,162.00	(3,079.00)	97,083.00	4.07%
977123X60	WISCONSIN ST TRANSN REV TAXABLE REF	Municipal Bond /	100,000.00	100,000.00	94,671.00	-	(936.00)	93,735.00	0.67%
9816K3AC6	WORLD OMNI AUTO REC TR	Asset-Backed	50,000.00	49,993.19	47,702.00	-	(338.50)	47,363.50	0.86%
VENTURA REGIONAL SANITATION DISTRICT-TOLAND Total				\$ 14,444,561.06	\$ 13,778,785.26	\$ (193,801.67)	\$ 16,716.71	\$ 13,601,700.30	
CAMP POOL	FEDERATED GOVERNMENT OBLIGATIONS	Money Market Funds	101,021.70	101,021.70	35,398.09	-	65,623.61	101,021.70	NA
023135BW5	AMAZON COM INC	Corporate Note	45,000.00	44,934.30	42,675.75	-	(491.40)	42,184.35	0.48%
912828L57	U S TREASURY NOTE	U.S. Treasury Bond /	MATURED	MATURED	94,959.15	(95,000.00)	40.85	-	0.48%
025816CC1	AMERICAN EXPRESS CO	Corporate Note	55,000.00	57,204.40	54,512.15	-	(513.15)	53,999.00	3.46%
025816CM9	AMERICAN EXPRESS CO SR	Corporate Note	30,000.00	29,786.70	27,117.30	-	(959.10)	26,158.20	1.89%
037833DT4	APPLE INC	Corporate Note	30,000.00	30,063.00	28,033.20	-	(517.20)	27,516.00	1.23%
040654XU4	ARIZONA ST TRANSPRTN BRD HIGHWAY	Municipal Bond /	50,000.00	50,000.00	48,514.00	-	(581.50)	47,932.50	2.04%
06406RBA4	BANK OF NY MELLON CORP	Corporate Note	35,000.00	35,042.35	32,234.30	-	(1,185.80)	31,048.50	2.31%
13077DQD7	CALIFORNIA ST UNIV REV SYSTEMWIDE	Municipal Bond /	15,000.00	15,000.00	13,634.25	-	(219.90)	13,414.35	0.96%
14041NFY2	CAPITAL ONE MULTI TR	Asset-Backed	30,000.00	29,995.87	28,213.50	-	(407.70)	27,805.80	1.12%
14913G2V0	CATERPILLAR FINL SERVICE	Corporate Note	35,000.00	35,822.50	34,458.20	-	(392.35)	34,065.85	2.93%
172967MX6	CITIGROUP INC	Corporate Note	15,000.00	14,118.15	14,118.15	-	(220.05)	13,898.10	1.06%
172967ND9	CITIGROUP INC	Corporate Note	50,000.00	50,041.00	46,490.50	-	(816.00)	45,674.50	1.40%
24422EVN6	JOHN DEERE CAPITAL CORP	Corporate Note	50,000.00	49,964.50	47,870.50	-	(463.00)	47,407.50	0.47%
254683CM5	DISCOVER CARD EXECUTION NOTE	Asset-Backed	30,000.00	29,993.56	29,961.00	-	23.70	29,984.70	1.89%

**VENTURA REGIONAL SANITATION DISTRICT
CASH & CASH EQUIVALENT AND INVESTMENT REPORT
FOR THE MONTH ENDED SEPTEMBER 30, 2022**

CUSIP	Asset Name	Asset Type	Shares/Units	Cost Basis	Beginning Balance 8/31/2022	Purchase/Sale or Maturity	Market Value			Annual Yield
							Ending Balance 9/30/2022	Market Inc/(Dec)	Maturity Date	
254687FK7	WALT DISNEY COMPANY THE	Corporate Note	50,000.00	49,796.00	48,014.50	-	(726.50)	47,288.00	08/30/24	1.85%
3130AFW94	FEDERAL HOME LOAN BKS	Federal Agency	65,000.00	64,769.90	64,181.65	-	(659.75)	63,521.90	02/13/24	2.56%
3130AJTE3	FEDERAL HOME LOAN BKS	Federal Agency	45,000.00	44,917.20	44,662.50	-	(56.70)	44,605.80	02/17/23	1.39%
3130AJHU6	FEDERAL HOME LOAN BKS	Federal Agency	45,000.00	44,776.80	41,609.25	-	(762.30)	40,846.95	04/14/25	0.55%
3130ANIMH0	FEDERAL HOME LOAN BKS	Federal Agency	75,000.00	68,376.75	67,975.50	-	(1,971.75)	66,003.75	08/20/26	1.25%
3130APQ81	FEDERAL HOME LOAN BKS	Federal Agency	40,000.00	37,928.80	37,791.20	-	(718.80)	37,072.40	11/08/24	1.08%
313383QR5	FEDERAL HOME LOAN BKS	Federal Agency	50,000.00	52,689.00	49,891.50	-	(210.50)	49,681.00	06/09/23	3.27%
3133ENWP1	FEDERAL FARM CREDIT BKS	Federal Agency	90,000.00	89,878.50	88,669.80	-	(920.70)	87,749.10	05/16/24	2.69%
3134GWZV1	F H L M C M T N	Federal Agency	45,000.00	43,987.50	41,031.00	-	(874.35)	40,156.65	10/22/25	0.73%
3135G03U5	F N M A DEB	Federal Agency	100,000.00	99,794.00	92,593.00	-	(1,465.00)	91,128.00	04/22/25	0.69%
3135G04Z3	F N M A	Federal Agency	35,000.00	34,927.55	32,173.75	-	(540.40)	31,633.35	06/17/25	0.55%
3135G05G4	F N M A	Federal Agency	120,000.00	119,946.75	116,722.80	-	(314.40)	116,408.40	07/10/23	0.26%
3135G05R0	F N M A	Federal Agency	45,000.00	44,919.00	43,629.30	-	(145.80)	43,483.50	08/10/23	0.31%
3135G05X7	F N M A	Federal Agency	25,000.00	24,883.00	22,803.75	-	(450.00)	22,353.75	08/25/25	0.42%
3135G06G3	F N M A	Federal Agency	40,000.00	39,856.80	36,401.60	-	(780.00)	35,621.60	11/07/25	0.56%
3135G06H1	F N M A	Federal Agency	40,000.00	39,954.40	38,444.40	-	(230.00)	38,214.00	11/27/23	0.26%
3136AEGQ4	F N M A G T D R E M I C P A S S T H R U	Federal Agency	3,159.47	3,200.86	4,238.93	(1,097.72)	7.58	3,148.79	12/27/22	2.29%
3137B4GX8	F H L M C M U L T I C L A S S M T G P A R T N	Federal Agency	808.15	810.08	1,083.81	(277.85)	0.36	806.32	02/25/23	3.02%
3137B5JL8	F H L M C M U L T I C L A S S M T G P A R T N	Federal Agency	324.43	322.77	697.17	(374.00)	0.62	323.79	02/25/23	2.67%
3137EAEF0	F H L M C	Federal Agency	30,000.00	29,976.90	28,616.70	-	(501.90)	28,114.80	02/12/25	1.60%
3137EAEF9	F H L M C	Federal Agency	50,000.00	49,979.00	48,957.00	-	(68.00)	48,889.00	05/05/23	0.38%
3137EAEF4	F H L M C M T N	Federal Agency	60,000.00	59,824.80	58,434.60	-	(121.80)	58,312.80	06/26/23	0.26%
3137EAEU9	F H L M C M T N	Federal Agency	30,000.00	29,850.60	27,442.20	-	(527.40)	26,914.50	07/21/25	0.42%
3137EAEW5	F H L M C	Federal Agency	75,000.00	74,993.19	72,474.75	-	(267.00)	72,207.75	09/08/23	0.26%
3137EAEX3	F H L M C M T N	Federal Agency	60,000.00	59,819.40	54,649.80	-	(1,138.20)	53,511.60	09/23/25	0.42%
3137FKK39	F H L M C M U L T I C L A S S M T G P A R T N	Federal Agency	558.50	558.50	546.87	(1.52)	(1.04)	544.31	07/25/23	3.29%
380144AD7	GM FIN AUTO LEAS TR	Asset-Backed	5,000.00	4,999.58	4,819.65	-	(15.75)	4,803.90	05/20/25	0.43%
38141GXS8	GOLDMAN SACHS GROUP INC	Corporate Note	35,000.00	35,071.40	31,861.20	-	(634.20)	31,227.00	02/12/26	0.96%
43815GAC3	HONDA AUTO REC OWN R TR 2021 4	Asset-Backed	15,000.00	14,996.84	14,291.25	-	(103.65)	14,187.60	01/21/26	0.93%
458140BY5	INTEL CORP	Corporate Note	35,000.00	35,042.35	34,373.50	-	(1,143.80)	33,229.70	08/05/27	3.95%
4581XDDK1	INTER AMERICAN DEVEL BK	Supra-National	40,000.00	47,308.50	42,989.85	-	(222.70)	42,267.15	03/14/25	1.86%
4581XDDZ8	INTER AMERICAN DEVEL BK	Supra-National	75,000.00	69,948.20	65,786.70	-	(810.60)	64,976.10	09/23/24	0.54%
459200K17	INTERNATIONAL BUSINESS MACHS	Corporate Note	35,000.00	35,546.35	34,790.35	-	(1,183.70)	33,606.65	07/27/27	4.32%
46647PCH7	JPMORGAN CHASE CO	Corporate Note	30,000.00	30,000.00	28,066.20	-	(293.10)	27,773.10	06/01/25	0.89%
58769KAD6	MERCEDES BENZ AUTO LEASE	Asset-Backed	20,000.00	19,998.49	19,369.60	-	(65.40)	19,304.20	11/15/24	0.41%
61746BDQ6	MORGAN STANLEY	Corporate Note	70,000.00	74,097.10	69,821.50	-	(1,101.80)	68,719.70	04/29/24	3.95%
61747YEG6	MORGAN STANLEY	Corporate Note	20,000.00	20,000.00	18,569.80	-	(342.20)	18,227.60	10/21/25	1.28%
63743HFE7	NATIONAL RURAL UTILS COOP FIN	Corporate Note	10,000.00	9,997.30	9,834.50	-	(187.10)	9,647.40	06/15/25	3.58%
63873KSK4	NATIXIS NY BRH DISC COM L C P	Commercial Paper	125,000.00	121,545.69	121,497.50	-	(83.75)	121,413.75	05/19/23	0.00%
665859AW4	NORTHERN TR CORP SR NT	Corporate Note	25,000.00	25,241.50	24,907.75	-	(800.75)	24,107.00	05/10/27	4.15%
69371RQW6	PACCAR FINANCIAL CORP	Corporate Note	10,000.00	10,451.10	9,541.30	-	(178.90)	9,362.40	02/06/25	1.92%
713448FB9	PEPSICO INC	Corporate Note	20,000.00	19,988.60	19,354.20	-	(109.40)	19,244.80	10/07/23	0.42%
797272QN4	SAN DIEGO CA CMNTY CLG DIST REF SER	Municipal Bond /	15,000.00	15,000.00	14,785.35	-	(48.75)	14,736.60	08/01/23	2.03%
874857KJ3	TAMALPAIS CA UNION HIGH SCH DIST	Municipal Bond /	40,000.00	40,000.00	39,436.40	-	(115.20)	39,321.20	08/01/23	2.01%
87612EBM7	TARGET CORP	Corporate Note	5,000.00	4,991.50	4,653.40	-	(165.30)	4,488.10	01/15/27	2.17%
89236TJK2	TOYOTA MTR CR CORP	Corporate Note	20,000.00	19,955.60	18,060.20	-	(565.20)	17,495.00	06/18/26	1.29%
89238JAD6	TOYOTA AUTO RECEIVABLES	Asset-Backed	98.69	98.67	820.19	(721.80)	0.27	98.66	08/15/23	2.57%
91159HHX1	US BANCORP	Corporate Note	40,000.00	39,964.40	39,032.40	-	(662.00)	38,370.40	07/30/24	2.50%
9128282A7	U S TREASURY NOTE	U.S. Treasury Bond /	180,000.00	168,572.27	167,090.40	-	(4,289.40)	162,801.00	08/15/26	1.66%
9128282Y5	U S TREASURY NOTE	U.S. Treasury Bond /	60,000.00	61,291.79	58,413.60	-	(832.20)	57,581.40	09/30/24	2.21%
9128283J7	U S TREASURY NOTE	U.S. Treasury Bond /	15,000.00	15,325.20	14,561.10	-	(223.20)	14,337.90	11/30/24	2.22%
9128284L1	U S TREASURY NOTE	U.S. Treasury Bond /	125,000.00	131,699.22	124,502.50	-	(386.25)	124,116.25	04/30/23	2.77%
9128284R8	U S TREASURY NOTE	U.S. Treasury Bond /	100,000.00	111,253.91	98,356.00	-	(1,875.00)	96,481.00	05/31/25	2.98%

**VENTURA REGIONAL SANITATION DISTRICT
CASH & CASH EQUIVALENT AND INVESTMENT REPORT
FOR THE MONTH ENDED SEPTEMBER 30, 2022**

CUSIP	Asset Name	Asset Type	Shares/Units	Cost Basis	Market Value			Annual Yield
					Beginning Balance 8/31/2022	Purchase/Sale or Maturity	Ending Balance 9/30/2022	
912828N30	U.S. TREASURY NOTE	U.S. Treasury Bond /	100,000.00	98,414.06	-	(30.00)	99,661.00	2.13%
912828P38	U.S. TREASURY NOTE	U.S. Treasury Bond /	140,000.00	133,622.66	-	(61.60)	139,106.80	1.76%
912828S35	U.S. TREASURY BOND	U.S. Treasury Bond /	30,000.00	28,439.06	-	(102.00)	29,396.40	1.40%
912828W48	U.S. TREASURY NOTE	U.S. Treasury Bond /	30,000.00	29,411.72	-	(312.90)	29,100.00	2.19%
912828W71	U.S. TREASURY NOTE	U.S. Treasury Bond /	65,000.00	66,226.37	-	(726.05)	62,935.60	2.19%
912828X88	U.S. TREASURY NOTE	U.S. Treasury Bond /	60,000.00	58,673.44	-	(1,759.80)	55,612.80	2.56%
912828XZ8	U.S. TREASURY NOTE	U.S. Treasury Bond /	55,498.05	49,013.50	-	(957.00)	48,056.50	2.86%
91282CAM3	U.S. TREASURY NOTE	U.S. Treasury Bond /	100,000.00	98,167.97	-	(1,742.00)	88,875.00	0.28%
91282CAT8	U.S. TREASURY NOTE	U.S. Treasury Bond /	40,000.00	39,645.31	-	(717.20)	35,423.60	0.28%
91282CBC4	U.S. TREASURY NOTE	U.S. Treasury Bond /	110,000.00	108,086.72	-	(2,019.60)	97,268.60	0.42%
91282CBH3	U.S. TREASURY NOTE	U.S. Treasury Bond /	210,000.00	205,244.92	-	(4,061.40)	184,980.60	0.43%
91282CCJ8	U.S. TREASURY NOTE	U.S. Treasury Bond /	105,000.00	106,066.41	-	(2,379.30)	92,957.55	0.99%
91282CCP4	U.S. TREASURY NOTE	U.S. Treasury Bond /	110,000.00	106,605.47	-	(2,497.00)	96,202.70	0.71%
91282CCU3	U.S. TREASURY NOTE	U.S. Treasury Bond /	100,000.00	99,765.63	-	(387.00)	96,293.00	0.13%
91282CCW9	U.S. TREASURY NOTE	U.S. Treasury Bond /	80,000.00	78,287.50	-	(1,847.20)	70,159.20	0.86%
91282CDD0	U.S. TREASURY NOTE	U.S. Treasury Bond /	210,000.00	207,071.49	-	(1,377.60)	201,289.20	0.39%
91282CDG3	U.S. TREASURY NOTE	U.S. Treasury Bond /	85,000.00	81,977.73	-	(2,088.45)	75,361.00	1.27%
923040GU7	VENTURA CNTY CA CMNTY CLG DIST TXBL	Municipal Bond /	40,000.00	40,000.00	-	(438.80)	38,171.20	1.89%
931142EX7	WALMART INC	Corporate Note	35,000.00	35,056.70	35,056.70	(1,077.65)	33,979.05	4.07%
977123X60	WISCONSIN ST TRANSN REV TAXABLE REF	Municipal Bond /	35,000.00	35,000.00	-	(327.60)	32,807.25	0.67%
VENTURA REGIONAL SANITATION DISTRICT-COASTAL Total				4,695,971	\$ 4,678,854.70	\$ (62,416.19)	\$ 4,410,215.47	
CAMP POOL	FEDERATED GOVERNMENT OBLIGATIONS	Money Market Funds	22,775.77	22,775.77	-	(31,588.38)	22,775.77	NA
023135BW5	AMAZON COM INC	Corporate Note	45,000.00	44,934.30	-	(491.40)	42,184.35	0.48%
025816CC1	AMERICAN EXPRESS CO	Corporate Note	50,000.00	52,004.00	-	(486.50)	49,090.00	3.46%
025816CM9	AMERICAN EXPRESS CO SR	Corporate Note	40,000.00	39,715.60	-	(1,278.80)	34,877.60	1.89%
037833DT4	APPLE INC	Corporate Note	45,000.00	45,094.50	-	(775.80)	41,274.00	1.23%
040654XU4	ARIZONA ST TRANSPRTN BRD HIGHWAY	Municipal Bond /	70,000.00	70,000.00	-	(814.10)	67,105.50	2.04%
06408RBA4	BANK OF NY MELLON CORP	Corporate Note	35,000.00	35,042.35	-	(1,185.80)	31,048.50	2.31%
13077DQD7	CALIFORNIA ST UNIV REV SYSTEMWIDE	Municipal Bond /	15,000.00	15,000.00	-	(219.90)	13,414.35	0.96%
14041NFY2	CAPITAL ONE MULTI TR	Asset-Backed	35,000.00	34,995.18	-	(475.65)	32,440.10	1.12%
14913Q2V0	CATERPILLAR FINL SERVICE	Corporate Note	40,000.00	40,940.00	-	(448.40)	38,932.40	2.93%
172967MX6	CITIGROUP INC	Corporate Note	20,000.00	20,000.00	-	(1824.40)	18,530.80	1.06%
172967ND9	CITIGROUP INC	Corporate Note	55,000.00	55,045.10	-	(897.60)	50,241.95	1.40%
24422EVN6	JOHN DEERE CAPITAL CORP	Corporate Note	130,000.00	129,907.70	-	(1,203.80)	123,259.50	0.47%
254683CM5	DISCOVER CARD EXECUTION NOTE	Asset-Backed	45,000.00	44,990.33	-	35.55	44,977.05	1.89%
254687FK7	WALT DISNEY COMPANY THE	Corporate Note	60,000.00	59,755.20	-	(871.80)	56,745.60	1.85%
3130AJTE3	FEDERAL HOME LOAN BKS	Federal Agency	50,000.00	49,908.00	-	(63.00)	49,562.00	1.39%
3130ANMHO	FEDERAL HOME LOAN BKS	Federal Agency	75,000.00	68,376.75	-	(1,971.75)	66,003.75	1.25%
3130APQ81	FEDERAL HOME LOAN BKS	Federal Agency	50,000.00	47,411.00	-	(898.50)	46,340.50	1.08%
313382AX1	FEDERAL HOME LOAN BKS	Federal Agency	62,705.40	59,611.20	-	(126.60)	59,484.60	2.14%
3133ENWV1	FEDERAL FARM CREDIT BKS	Federal Agency	30,000.00	29,959.50	-	(306.90)	29,249.70	2.69%
3133XL34	FEDERAL HOME LOAN BKS	Federal Agency	50,000.00	60,370.00	-	(920.00)	50,829.00	5.28%
3134GWZV1	F H L M C M T N	Federal Agency	55,000.00	53,762.50	-	(1,068.65)	49,080.35	0.73%
3135G04Z3	F N M A	Federal Agency	50,000.00	49,896.50	-	(772.00)	45,190.50	0.55%
3135G05G4	F N M A	Federal Agency	120,000.00	119,946.75	-	(314.40)	116,408.40	0.26%
3135G05X7	F N M A	Federal Agency	45,000.00	44,789.40	-	(810.00)	40,236.75	0.42%
3135G06G3	F N M A	Federal Agency	45,000.00	44,838.90	-	(877.50)	40,074.30	0.56%
3135G06H1	F N M A	Federal Agency	40,000.00	39,954.40	-	(230.00)	38,214.00	0.26%
3135G0X24	F N M A	Federal Agency	70,000.00	69,776.70	-	(1,088.50)	66,042.20	1.72%
3136AEGQ4	F N M A GTD R E M I C PASS THRU	Federal Agency	5,055.14	5,121.37	(1,756.35)	12.13	5,038.05	2.29%
3137B4GX8	F H L M C MULTICLASS MTG PARTN	Federal Agency	1,293.01	1,295.09	(444.57)	0.57	1,290.07	3.02%
3137B5JL8	F H L M C MULTICLASS MTG PARTN	Federal Agency	432.53	430.32	(488.67)	0.83	431.68	2.67%

**VENTURA REGIONAL SANITATION DISTRICT
CASH & CASH EQUIVALENT AND INVESTMENT REPORT
FOR THE MONTH ENDED SEPTEMBER 30, 2022**

CUSIP	Asset Name	Asset Type	Shares/Units	Cost Basis	Beginning Balance 8/31/2022	Market Value			Ending Balance 9/30/2022	Maturity Date	Annual Yield
						Purchase/Sale or Maturity	Market Inc/(Dec)	Market Value			
3137EAEP0	F H L M C	Federal Agency	75,000.00	74,942.25	71,541.75	-	(1,254.75)	70,287.00	02/12/25	1.60%	
3137EAEQ8	F H L M C	Federal Agency	40,000.00	39,900.00	39,208.00	-	(6.00)	39,202.00	04/20/23	0.38%	
3137EAES4	F H L M C M T N	Federal Agency	70,000.00	69,795.60	68,173.70	-	(142.10)	68,031.60	06/26/23	0.26%	
3137EAEU9	F H L M C M T N	Federal Agency	130,000.00	129,797.60	118,916.20	-	(2,286.70)	116,629.50	07/21/25	0.42%	
3137EAEW5	F H L M C	Federal Agency	80,000.00	79,991.54	77,306.40	-	(284.80)	77,021.60	09/08/23	0.26%	
3137EAEX3	F H L M C M T N	Federal Agency	70,000.00	69,789.30	63,758.10	(2.28)	(1,327.90)	62,430.20	09/23/25	0.42%	
3137FKK39	F H L M C MULTICLASS MTG PARTN	Federal Agency	837.73	820.29	820.29	-	(1.56)	816.45	07/25/23	3.29%	
380144AD7	GM FIN AUTO LEAS TR	Asset-Backed	5,000.00	4,999.58	4,819.65	-	(15.75)	4,803.90	05/20/25	0.43%	
38141GXS8	GOLDMAN SACHS GROUP INC	Corporate Note	40,000.00	40,081.60	36,412.80	-	(724.80)	35,688.00	02/12/26	0.96%	
43815GAC3	HONDA AUTO REC OWNR TR 2021 4	Asset-Backed	15,000.00	14,996.84	14,291.25	-	(103.65)	14,187.60	01/21/26	0.93%	
458140BY5	INTEL CORP	Corporate Note	40,000.00	40,048.40	39,284.00	-	(1,307.20)	37,976.80	08/05/27	3.95%	
4581X0DK1	INTER AMERICAN DEVEL BK	Supra-National	50,000.00	52,565.00	47,766.50	-	(803.00)	46,963.50	03/14/25	1.86%	
4581X0DZ8	INTER AMERICAN DEVEL BK	Supra-National	80,000.00	79,940.80	75,184.80	-	(926.40)	74,258.40	09/23/24	0.54%	
459200K77	INTERNATIONAL BUSINESS MACHS	Corporate Note	30,000.00	30,468.30	29,820.30	-	(1,014.60)	28,805.70	07/27/27	4.32%	
46647PCH7	JPMORGAN CHASE CO	Corporate Note	40,000.00	40,000.00	37,421.60	-	(390.80)	37,030.80	06/01/25	0.89%	
58769KAD6	MERCEDES BENZ AUTO LEASE	Asset-Backed	20,000.00	19,998.49	19,369.60	-	(65.40)	19,304.20	11/15/24	0.41%	
61746BDQ6	MORGAN STANLEY	Corporate Note	50,000.00	52,926.50	49,872.50	-	(787.00)	49,085.50	04/29/24	3.95%	
61747YEG6	MORGAN STANLEY	Corporate Note	25,000.00	25,000.00	23,212.25	-	(427.75)	22,784.50	10/21/25	1.28%	
63743HFE7	NATIONAL RURAL UTILS COOP FIN	Corporate Note	10,000.00	9,997.30	9,834.50	-	(187.10)	9,647.40	06/15/25	3.58%	
63879KSK4	NATIXIS N Y BRH DISC COML C P	Commercial Paper	225,000.00	218,782.25	218,695.50	-	(150.75)	218,544.75	05/19/23	0.00%	
665859AW4	NORTHERN TR CORP SR NT	Corporate Note	25,000.00	25,241.50	24,907.75	-	(800.75)	24,107.00	05/10/27	4.15%	
69371RQ66	PACCAR FINANCIAL CORP	Corporate Note	15,000.00	15,676.65	14,311.95	-	(288.35)	14,043.60	02/06/25	1.92%	
713448EY0	PEPSICO INC	Corporate Note	10,000.00	9,980.20	9,827.20	-	(16.80)	9,810.40	05/01/23	0.76%	
713448FB9	PEPSICO INC	Corporate Note	20,000.00	19,988.60	19,354.20	-	(109.40)	19,244.80	10/07/23	0.42%	
797272QJ4	SAN DIEGO CA CMNTY CLG DIST REF SER	Municipal Bond /	20,000.00	20,000.00	19,713.80	-	(65.40)	19,648.80	08/01/23	2.03%	
874857KJ3	TAMALPAIS CA UNION HIGH SCH DIST	Municipal Bond /	55,000.00	55,000.00	54,225.05	-	(158.40)	54,066.65	08/01/23	2.01%	
87612EBM7	TARGET CORP	Corporate Note	5,000.00	4,991.50	4,653.40	-	(165.30)	4,488.10	01/15/27	2.17%	
89236TJK2	TOYOTA MTR CR CORP	Corporate Note	25,000.00	24,944.50	22,575.25	-	(706.50)	21,868.75	06/18/26	1.29%	
89239JAD6	TOYOTA AUTO RECEIVABLES	Asset-Backed	148.07	148.05	1,230.33	(1,082.70)	0.40	148.03	08/15/23	2.57%	
91159HHX1	US BANCORP	Corporate Note	60,000.00	59,946.60	58,546.60	-	(993.00)	57,555.60	07/30/24	2.50%	
9128282A7	U S TREASURY NOTE	U.S. Treasury Bond /	175,000.00	163,987.11	162,449.00	-	(4,170.25)	158,278.75	08/15/26	1.66%	
9128282Y5	U S TREASURY NOTE	U.S. Treasury Bond /	55,000.00	56,159.57	53,545.80	-	(762.85)	52,782.95	09/30/24	2.21%	
9128284R8	U S TREASURY NOTE	U.S. Treasury Bond /	140,000.00	155,755.47	137,699.40	-	(2,625.00)	135,073.40	05/31/25	2.98%	
9128284J7	U S TREASURY NOTE	U.S. Treasury Bond /	30,000.00	32,323.83	28,959.30	-	(492.00)	28,467.30	02/15/25	2.11%	
912828N30	U S TREASURY NOTE	U.S. Treasury Bond /	125,000.00	123,017.58	124,613.75	-	(37.50)	124,576.25	12/31/22	2.13%	
912828S35	U S TREASURY BOND	U.S. Treasury Bond /	20,000.00	18,959.38	19,665.60	-	(68.00)	19,597.60	06/30/23	1.40%	
912828T26	U S TREASURY NOTE	U.S. Treasury Bond /	90,000.00	88,062.89	87,995.70	-	(540.90)	87,454.80	09/30/23	1.42%	
912828V98	U S TREASURY NOTE	U.S. Treasury Bond /	110,000.00	107,211.33	104,745.30	-	(3,072.30)	101,673.00	02/15/27	2.43%	
912828WE6	U S TREASURY NOTE	U.S. Treasury Bond /	165,000.00	166,308.40	163,589.25	-	(1,443.75)	162,145.50	11/15/23	2.80%	
912828X70	U S TREASURY NOTE	U.S. Treasury Bond /	20,000.00	20,089.84	19,529.00	-	(237.60)	19,291.40	04/30/24	2.07%	
912828Z29	U S TREASURY NOTE	U.S. Treasury Bond /	40,000.00	40,187.50	39,767.20	-	10.40	39,777.60	01/15/23	1.51%	
91282CAM3	U S TREASURY NOTE	U.S. Treasury Bond /	100,000.00	98,171.87	90,617.00	-	(1,742.00)	88,875.00	09/30/25	0.28%	
91282CAT8	U S TREASURY NOTE	U.S. Treasury Bond /	60,000.00	59,467.97	54,211.20	-	(1,075.80)	53,135.40	10/31/25	0.28%	
91282CBC4	U S TREASURY NOTE	U.S. Treasury Bond /	210,000.00	206,450.98	189,550.20	-	(3,855.60)	185,694.60	12/31/25	0.42%	
91282CBG5	U S TREASURY NOTE	U.S. Treasury Bond /	100,000.00	99,960.94	98,742.00	-	100.00	98,842.00	01/31/23	0.13%	
91282CBH3	U S TREASURY NOTE	U.S. Treasury Bond /	156,000.00	156,395.32	144,032.00	-	(3,094.40)	140,937.60	01/31/26	0.40%	
91282CCN9	U S TREASURY NOTE	U.S. Treasury Bond /	35,000.00	35,047.85	33,058.55	-	(378.70)	32,679.85	07/15/24	0.43%	
91282CCP4	U S TREASURY NOTE	U.S. Treasury Bond /	50,000.00	48,636.72	48,500.00	-	(172.00)	48,328.00	07/31/23	0.13%	
91282CCU3	U S TREASURY NOTE	U.S. Treasury Bond /	165,000.00	159,908.20	148,049.55	-	(3,745.50)	144,304.05	07/31/26	0.71%	
91282CCW9	U S TREASURY NOTE	U.S. Treasury Bond /	150,000.00	149,648.44	145,020.00	-	(580.50)	144,439.50	08/31/23	0.13%	
91282CCZ2	U S TREASURY NOTE	U.S. Treasury Bond /	65,000.00	64,250.78	31,502.80	-	(808.15)	30,694.65	08/31/26	0.86%	
91282CDD0	U S TREASURY NOTE	U.S. Treasury Bond /	160,000.00	157,995.31	154,412.80	-	(1,049.60)	153,363.20	09/30/26	0.99%	

**VENTURA REGIONAL SANITATION DISTRICT
CASH & CASH EQUIVALENT AND INVESTMENT REPORT
FOR THE MONTH ENDED SEPTEMBER 30, 2022**

CUSIP	Asset Name	Asset Type	Shares/Units	Cost Basis	Beginning Balance 8/31/2022	Market Value				Ending Balance 9/30/2022	Maturity Date	Annual Yield
						Purchase/Sale or Maturity	Market Inc/(Dec)	Market Inc/(Dec)	Market Inc/(Dec)			
91282CDG3	U S TREASURY NOTE	U.S. Treasury Bond /	55,000.00	53,014.84	50,114.35	-	(1,351.35)		48,763.00	10/31/26	1.27%	
91282CDR9	U S TREASURY NOTE	U.S. Treasury Bond /	60,000.00	59,107.03	57,881.40	-	(442.80)		57,438.60	12/31/23	0.78%	
91282CER8	U S TREASURY NOTE	U.S. Treasury Bond /	100,000.00	99,820.31	98,348.00	-	(1,239.00)		97,109.00	05/31/24	2.57%	
923040GU7	VENTURA CNTY CA CMNTY CLG DIST TXBL	Municipal Bond /	60,000.00	60,000.00	57,915.00	-	(658.20)		57,256.80	08/01/24	1.89%	
931142EX7	WALMART INC	Corporate Note	40,000.00	40,064.80	-	40,064.80	(1,231.60)		38,833.20	09/09/27	4.07%	
977123X60	WISCONSIN ST TRANSN REV TAXABLE REF	Municipal Bond /	45,000.00	45,000.00	42,601.95	-	(421.20)		42,180.75	07/01/24	0.67%	
VENTURA REGIONAL SANITATION DISTRICT-BAILLARD Total			5,405,542	\$ 5,389,321.43	\$ 5,144,376.28	\$ 36,280.23	\$ (102,625.86)		\$ 5,078,030.65			
Grand Total			32,396,676	\$ 32,380,499.57	\$ 31,088,358.45	\$ (228,388.88)	\$ (102,274.91)		\$ 30,757,694.66			

See page 10 of 10 for securities sold or matured for the month ended September 30, 2022.

**VENTURA REGIONAL SANITATION DISTRICT
SECURITIES SOLD OR MATURED AS OF SEPTEMBER 30, 2022**

Item # 11

Settle Date	CUSIP	Transaction	Description	Interest Rate	Maturity Date	Principal Proceeds	Par	Purchase Cost	Realized G/L Cost this FY	Realized G/L Amortized Cost
NO SALES OR MATURIES FOR CURRENT PERIOD										
VENTURA REGIONAL SANITATION DISTRICT-MAIN: 1077 Total										
						\$	-	\$	-	\$
09/30/2022	912828L57		MATURED PAR VALUE OF U S TREASURY NT	1.750%	9/30/22	120,000.00	120,000.00	115,209.38	4,790.62	-
09/30/2022	9128282W9		MATURED PAR VALUE OF U S TREASURY NT	1.875%	9/30/22	135,000.00	135,000.00	131,187.31	3,812.69	-
09/14/2022	9128282W9		SOLD PAR VALUE OF U S TREASURY NT	1.875%	9/30/22	30,000.00	29,994.14	29,152.73	841.41	2.41
VENTURA REGIONAL SANITATION DISTRICT-TOLAND: 1078 Total										
						\$	284,994.14	\$	275,549.42	\$
									9,444.72	\$
									-	-
VENTURA REGIONAL SANITATION DISTRICT-COASTAL: 1079 Total										
09/30/2022	912828L57		MATURED PAR VALUE OF U S TREASURY NT	1.750%	9/30/22	95,000.00	95,000.00	92,284.96	2,715.04	-
VENTURA REGIONAL SANITATION DISTRICT-BAILARD: 1080 Total										
						\$	-	\$	-	\$
Grand Total										
						\$	380,000.00	\$	379,994.14	\$
								367,834.38	\$	12,159.76
									-	\$
									-	\$
									-	\$

Notes: provided by PFM Asset Management & US Bank.



November 17, 2022

Board of Directors
Ventura Regional Sanitation District
Ventura, California

INVESTMENT REPORT – OCTOBER 31, 2022

RECOMMENDATION

Receive and file the October 31, 2022 Investment Report

FISCAL IMPACT

None.

BACKGROUND/ANALYSIS


The attached report shows cash and investment holdings of the District at October 31, 2022. The VRSD Investment Policy requires that the report be transmitted to the Board within 30 to 60 days after the close of the month. The portfolio totals \$36.50 million at cost, remaining constant from \$36.50 million at the end of September 2022.

US Bank, who serves as the custodian, provides the market value shown for all U.S. Government securities. During the month of October, interest earnings for all investments were accrued in the amount of \$33,740. Fiscal year to date, \$138,242 has been earned. The unrealized gain or loss on investments is not recorded as income on a monthly basis. Recording it monthly skews the amount of interest reported since it could be at a loss one month and a gain the very next month and is not an actual gain or loss unless the government securities shown in Section D of the report are sold prior to their maturity date. It will be recorded at June 30, 2023, as required by governmental accounting standards.

The District investment holdings are in compliance with the investment policy approved by the Board of Directors in December 2021. The portfolio has been managed with the stated objectives of safety, liquidity and earning a competitive rate of return. The investment program shown herein provides sufficient cash flow liquidity to meet the District's expense obligations for the next six months.

If you have any questions or need additional information, please contact me by phone at (805) 658-4646 or via email at TinaRivera@vrzd.com.

ALVERTINA RIVERA, DIRECTOR OF FINANCE

APPROVED FOR FISCAL IMPACT: 
Alvertina Rivera, Director of Finance

APPROVED FOR AGENDA: 
Chris Theisen, General Manager

Attachments: 1. VRSD October 2022 Investment Report

**VENTURA REGIONAL SANITATION DISTRICT
CASH & CASH EQUIVALENT AND INVESTMENT REPORT
FOR THE MONTH ENDED OCTOBER 31, 2022**

COMPLIANCE REPORT AND CERTIFICATIONS

	BALANCE AT COST		INTEREST EARNED*	
	9/30/2022	CHANGE	10/31/2022	Fiscal YTD
A. Sweep Account	\$ 749,864	\$ 154,418	\$ 904,281	\$ -
B. Certificate of Deposit	\$ 725,000	\$ -	\$ 725,000	\$ 49
C. Pooled Funds (LAIF & County Pool)	\$ 2,650,670	\$ (192,677)	\$ 2,457,993	\$ -
D. Funds & Securities held by Custodian	\$ 32,380,500	\$ 25,038	\$ 32,405,537	\$ 137,958
TOTAL	\$ 36,506,034	\$ (13,222)	\$ 36,492,812	\$ 33,740

*Interest Earned is based on estimates.

Investment Recap (C. & D.)	Market		At Par		%
	Totals Per Trustee	Purchase Price (G/L)	\$		
Pooled Funds					
LAIF	\$ 2,397,562	\$ 2,397,562	\$ 2,397,562		
Ventura County Pool	\$ 60,431	\$ 60,431	\$ 60,431		
Total Pooled Funds	\$ 2,457,993	\$ 2,457,993	\$ 2,457,993		7.05%
Securities:					
Money Market Funds	\$ 2,206,178	\$ 2,206,178	\$ 2,206,178		6.32%
U.S. T-Notes/Bonds	\$ 15,024,192	\$ 15,878,128	\$ 15,920,000		45.64%
Municipal Bonds	\$ 1,334,642	\$ 1,400,000	\$ 1,400,000		4.01%
Corporate Bonds/Notes	\$ 4,158,889	\$ 4,474,299	\$ 4,430,000		12.70%
Commercial Paper	\$ 582,918	\$ 583,419	\$ 600,000		1.72%
Commercial Mortgage-Backed Security	\$ 26,878	\$ 27,345	\$ 27,105		0.08%
Asset-Backed Security	\$ 429,169	\$ 454,931	\$ 454,986		1.30%
Supranationals	\$ 759,912	\$ 838,316	\$ 815,000		2.34%
Federal Agencies	\$ 6,197,903	\$ 6,542,921	\$ 6,570,000		18.84%
Total Securities	\$ 30,720,680	\$ 32,405,537	\$ 32,423,269		
Total Investments	\$ 33,178,674	\$ 34,863,530	\$ 34,881,262		100.00%

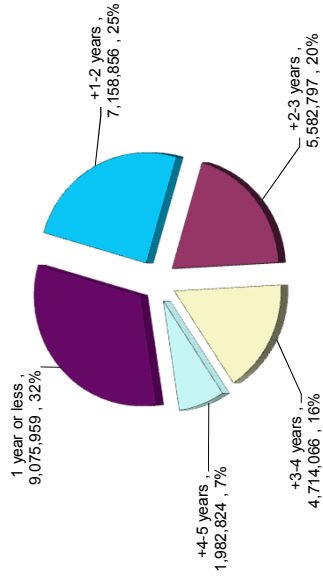
CERTIFICATIONS

I certify that all investment actions executed since the last report have been made in full compliance with the VRSD Investment Policy. In addition, sufficient investment liquidity and anticipated revenue are available to meet the next six (6) months' estimated expenses of the District.

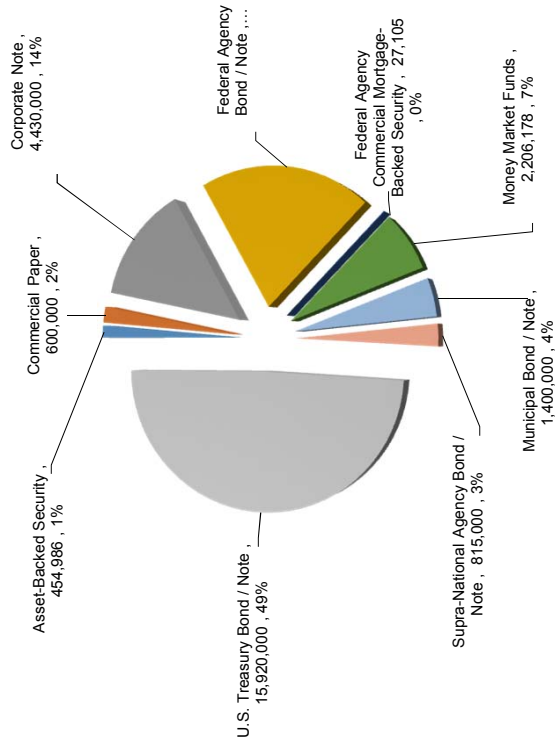
Alvertina Rivera, Director of Finance

Date

**Investment Maturity Schedule
U.S. T-Notes/Bonds & Agencies**



**Investment by Type
@ PAR Value**



**VENTURA REGIONAL SANITATION DISTRICT
CASH & CASH EQUIVALENT AND INVESTMENT REPORT
FOR THE MONTH ENDED OCTOBER 31, 2022**

Item # 11

A. SWEEP ACCOUNT		9/30/2022	Net Deposits/ (Withdrawals)	Interest Received	10/31/2022	Yield	Market Value**
City National Bank	\$	749,863.54	\$ 154,379.44	\$ 38.17	\$ 904,281.15	0.00%	\$ 904,281.15
B. CERTIFICATES OF DEPOSIT							
Rabobank		4/1/2022	NA	4/1/2023	\$ 500,000.00	0.08%	\$ 500,000.00
Rabobank		4/1/2022	NA	4/1/2023	125,000.00	0.08%	125,000.00
Rabobank		4/1/2022	NA	4/1/2023	100,000.00	0.08%	100,000.00
					<u>\$ 725,000.00</u>		<u>\$ 725,000.00</u>
C. POOLED FUNDS							
Local Agency Investment Fund	\$	2,590,351.67	\$ (200,000.00)	\$ 7,210.30	\$ 2,397,561.97	1.77%	\$ 2,397,561.97
Ventura County Pool		60,318.78	-	112.45	60,431.23	1.92%	60,431.23
	\$	<u>2,650,670.45</u>	<u>\$ (200,000.00)</u>	<u>\$ 7,322.75</u>	<u>\$ 2,457,993.20</u>		<u>\$ 2,457,993.20</u>

* Published rate does not represent net yield rate earned on District investment.

**Market Value is based on estimates.

**VENTURA REGIONAL SANITATION DISTRICT
CASH & CASH EQUIVALENT AND INVESTMENT REPORT
FOR THE MONTH ENDED OCTOBER 31, 2022**

CUSIP	Asset Name	Asset Type	Shares/Units	Cost Basis	Beginning Balance 9/30/2022	Market Value			Maturity Date	Annual Yield
						Purchase/Sale or Maturity	Market Inc/(Dec)	Ending Balance 10/31/2022		
CAMP POOL	FEDERATED GOVERNMENT OBLIGATIONS	Money Market Funds	1,596,834.88	1,596,834.88	1,407,456.78	-	189,378.10	1,596,834.88	NA	2.05%
040654XU4	ARIZONA ST TRANSPRTN BRD HIGHWAY	Municipal Bond /	120,000.00	120,000.00	115,038.00	-	(314.40)	114,723.60	07/01/24	2.50%
13063DDF2	CALIFORNIA ST VARIOUS PURPOSE	Municipal Bond /	MA TURED	MA TURED	105,000.00	(105,000.00)	-	-	10/01/22	2.05%
14316NAC3	CARMAX AUTO OWNER TR	Asset-Backed	12,493.24	12,490.78	12,820.81	-	(58.51)	12,006.25	12/15/25	0.35%
14913Q2V0	CATERPILLAR FINL SERVICE	Corporate Note	80,000.00	81,880.00	77,864.80	-	(256.80)	77,608.00	05/17/24	2.94%
24422EVL6	JOHN DEERE CAPITAL CORP	Corporate Note	75,000.00	74,946.75	71,111.25	-	68.25	71,179.50	01/17/24	0.47%
254683CM5	DISCOVER CARD EXECUTION NOTE	Asset-Backed	PAYDOWN	PAYDOWN	69,964.30	(70,000.00)	35.70	-	10/15/24	1.89%
25468PCW4	WALT DISNEY COMPANY	Corporate Note	110,000.00	106,467.90	109,705.20	-	144.10	109,849.30	12/01/22	2.35%
3130AFW94	FEDERAL HOME LOAN BKS	Federal Agency	230,000.00	229,185.80	224,769.80	-	(777.40)	223,992.40	02/13/24	2.57%
3135G05G4	F N M A	Federal Agency	115,000.00	114,752.75	111,558.05	-	(62.10)	111,495.95	07/10/23	0.26%
3135G05R0	F N M A	Federal Agency	125,000.00	124,775.00	120,787.50	-	(132.50)	120,655.00	08/10/23	0.31%
3135G06H1	F N M A	Federal Agency	100,000.00	99,886.00	95,535.00	-	(145.00)	95,390.00	11/27/23	0.26%
3135G0X24	F N M A	Federal Agency	175,000.00	174,441.75	165,105.50	-	(602.00)	164,503.50	01/07/25	1.73%
3136AEGQ4	F N M A GTD R E M I C PASS THRU	Federal Agency	6,075.80	6,155.40	10,076.15	(4,034.52)	7.44	6,049.07	12/27/22	2.29%
3137B4GX8	F H L M C MULTICLASS MTG PARTN	Federal Agency	1,657.04	1,660.99	2,580.19	(929.02)	0.63	1,651.80	02/25/23	3.03%
3137B5JL8	F H L M C MULTICLASS MTG PARTN	Federal Agency	PAYDOWN	PAYDOWN	917.34	(919.14)	1.80	-	02/25/23	2.67%
3137EAEPO	F H L M C	Federal Agency	175,000.00	174,865.25	164,003.00	-	(306.25)	163,696.75	02/12/25	1.60%
3137EAEW5	F H L M C	Federal Agency	180,000.00	179,979.05	173,298.60	-	(106.20)	173,192.40	09/08/23	0.26%
3137EAF2	F H L M C T N	Federal Agency	45,000.00	44,955.45	42,934.95	-	(19.35)	42,915.60	12/04/23	0.26%
3137FKK39	F H L M C MULTICLASS MTG PARTN	Federal Agency	1,670.62	1,670.62	1,632.93	(4.87)	(3.72)	1,624.34	07/25/23	3.29%
38141CX58	GOLDMAN SACHS GROUP INC	Corporate Note	95,000.00	95,193.80	84,759.00	-	(540.55)	84,218.45	02/12/26	0.96%
4581XDDX1	INTER AMERICAN DEVEL BK	Supra-National	225,000.00	236,783.50	211,335.75	-	(432.00)	210,903.75	03/14/25	1.87%
61746BDQ6	MORGAN STANLEY	Corporate Note	125,000.00	132,316.25	122,713.75	-	(292.50)	122,421.25	04/29/24	3.96%
69371RQ66	PACCAR FINANCIAL CORP	Corporate Note	30,000.00	31,353.30	28,087.20	-	(93.60)	27,993.60	02/06/25	1.93%
713448FB9	PEPSICO INC	Corporate Note	30,000.00	29,940.60	29,431.20	-	(5.40)	29,425.80	05/01/23	0.76%
713448FB9	PEPSICO INC	Corporate Note	35,000.00	34,980.05	33,678.40	-	(147.00)	33,531.40	10/07/23	0.42%
797272QN4	SAN DIEGO CA CMNTY CLG DIST REF SER	Municipal Bond /	35,000.00	35,000.00	34,385.40	-	(80.85)	34,304.55	08/01/23	2.04%
874857KJ3	TAMALPAIS CA UNION HIGH SCH DIST	Municipal Bond /	85,000.00	85,000.00	83,557.55	-	(280.50)	83,277.05	08/01/23	2.01%
89239JAD6	TOYOTA AUTO RECEIVABLES	Asset-Backed	PAYDOWN	PAYDOWN	295.99	(296.07)	0.08	-	08/15/23	2.57%
91159HHX1	US BANCORP	Corporate Note	100,000.00	99,911.00	95,926.00	-	(360.00)	95,566.00	07/30/24	2.51%
9128282Y5	U S TREASURY NOTE	U.S. Treasury Bond /	170,000.00	173,492.97	163,147.30	-	(571.20)	162,576.10	09/30/24	2.22%
9128283V0	U S TREASURY NOTE	U.S. Treasury Bond /	235,000.00	257,029.89	225,764.50	-	(761.40)	225,003.10	01/31/25	2.61%
9128284R8	U S TREASURY NOTE	U.S. Treasury Bond /	245,000.00	272,572.07	236,378.45	-	(948.15)	235,430.30	05/31/25	2.99%
9128285Z9	U S TREASURY NOTE	U.S. Treasury Bond /	60,000.00	63,857.81	58,577.40	-	(133.80)	58,443.60	01/31/24	2.57%
912828N30	U S TREASURY NOTE	U.S. Treasury Bond /	390,000.00	390,888.28	388,677.90	-	117.00	388,794.90	12/31/22	2.13%
912828P38	U S TREASURY NOTE	U.S. Treasury Bond /	325,000.00	310,554.68	322,926.50	-	172.25	323,098.75	01/31/23	1.76%
912828Q29	U S TREASURY NOTE	U.S. Treasury Bond /	200,000.00	188,000.00	197,648.00	-	86.00	197,734.00	03/31/23	1.52%
912828T26	U S TREASURY NOTE	U.S. Treasury Bond /	310,000.00	305,780.86	301,233.20	-	(62.00)	301,171.20	09/30/23	1.42%
912828Y87	U S TREASURY NOTE	U.S. Treasury Bond /	200,000.00	200,695.31	191,148.00	-	(686.00)	190,462.00	07/31/24	1.84%
912828BD2	U S TREASURY NOTE	U.S. Treasury Bond /	1,590,000.00	1,575,404.30	1,577,041.50	-	2,957.40	1,579,998.90	12/31/22	0.13%
923040GU7	VENTURA CNTY CA CMNTY CLG DIST TXBL	Municipal Bond /	120,000.00	120,000.00	114,513.60	-	(340.80)	114,172.80	08/01/24	1.89%
977123X60	WISCONSIN ST TRANSN REV TAXABLE REF	Municipal Bond /	90,000.00	90,000.00	84,361.50	-	(325.80)	84,035.70	07/01/24	0.67%
VENTURA REGIONAL SANITATION DISTRICT-MAIN Total				\$ 7,873,703.04	\$ 7,667,748.24	\$ (181,939.67)	\$ 184,122.97	\$ 7,669,931.54		
CAMP POOL	FEDERATED GOVERNMENT OBLIGATIONS	Money Market Funds	398,875.60	398,875.60	284,021.06	-	114,854.54	398,875.60	NA	0.48%
023135BW5	AMAZON COM INC	Corporate Note	130,000.00	129,810.20	121,865.90	-	44.20	121,910.10	05/12/24	0.48%
025816CC1	AMERICAN EXPRESS CO	Corporate Note	155,000.00	161,212.40	152,179.00	-	(974.95)	151,204.05	02/22/24	3.49%
025816CM9	AMERICAN EXPRESS CO SR	Corporate Note	75,000.00	74,466.75	65,395.50	-	(827.25)	64,568.25	11/04/26	1.92%
02665WVDZ1	AMERICAN HONDA FIN CORP	Corporate Note	100,000.00	98,586.00	87,090.00	-	(345.00)	86,745.00	09/09/26	1.50%
037833DT4	APPLE INC	Corporate Note	100,000.00	100,210.00	91,720.00	-	(297.00)	91,441.00	05/11/25	1.23%
040654XU4	ARIZONA ST TRANSPRTN BRD HIGHWAY	Municipal Bond /	100,000.00	100,000.00	95,865.00	-	(282.00)	95,603.00	07/01/24	2.05%
06406RBA4	BANK OF NY MELLON CORP	Corporate Note	75,000.00	75,090.75	66,532.50	-	(587.25)	65,945.25	01/26/27	2.33%
13077DQD7	CALIFORNIA ST UNIV REV SYSTEMWIDE	Municipal Bond /	40,000.00	40,000.00	35,771.60	-	(378.00)	35,393.60	11/01/25	0.97%
14041NFY2	CAPITAL ONE MULTI TR	Municipal Bond /	70,000.00	69,990.35	64,880.20	-	(229.60)	64,650.60	11/16/26	1.13%
14316NAC3	CARMAX AUTO OWNER TR	Asset-Backed	12,493.24	12,490.78	12,820.81	-	(58.51)	12,006.25	12/15/25	0.35%
14913Q2V0	CATERPILLAR FINL SERVICE	Corporate Note	125,000.00	127,937.50	121,663.75	-	(401.25)	121,262.50	05/17/24	2.94%

**VENTURA REGIONAL SANITATION DISTRICT
CASH & CASH EQUIVALENT AND INVESTMENT REPORT
FOR THE MONTH ENDED OCTOBER 31, 2022**

CUSIP	Asset Name	Asset Type	Shares/Units	Cost Basis	Beginning Balance 9/30/2022	Market Value			Annual Yield
						Purchase/Sale or Maturity	Market Inc/(Dec)	Ending Balance 10/31/2022	
172967MX6	CITIGROUP INC	Corporate Note	50,000.00	50,000.00	46,327.00	-	(169.00)	46,158.00	1.06%
172967ND9	CITIGROUP INC	Corporate Note	50,000.00	50,041.00	45,674.50	-	(366.50)	45,308.00	1.41%
24422EVN6	JOHN DEERE CAPITAL CORP	Corporate Note	60,000.00	59,957.40	56,889.00	-	(56.50)	56,943.60	0.47%
24422EVU0	DEERE JOHN CAPITAL CORP	Corporate Note	40,000.00	39,974.00	37,153.20	-	(74.00)	37,079.20	0.67%
254683CM5	DISCOVER CARD EXECUTION NOTE	Asset-Backed	PAYDOWN	PAYDOWN	94,951.55	(95,000.00)	48.45	-	1.89%
3130AFW94	FEDERAL HOME LOAN BKS	Federal Agency	179,362.80	179,362.80	175,906.80	-	(608.40)	175,298.40	2.57%
3130ANMHO	FEDERAL HOME LOAN BKS	Federal Agency	180,000.00	91,169.00	88,005.00	-	(173.00)	87,832.00	1.25%
3130APQ81	FEDERAL HOME LOAN BKS	Federal Agency	130,000.00	123,268.60	120,485.30	-	201.50	120,686.80	1.08%
313382AX1	FEDERAL HOME LOAN BKS	Federal Agency	95,000.00	99,283.55	94,183.95	-	75.05	94,259.00	2.14%
313383YJ4	FEDERAL HOME LOAN BKS	Federal Agency	150,000.00	152,609.40	148,635.00	-	(492.00)	148,143.00	3.42%
3133ENMFP1	FEDERAL FARM CREDIT BKS	Federal Agency	240,000.00	239,676.00	233,997.60	-	(1,320.00)	232,677.60	2.71%
3134GWZV1	F H L M C M T N	Federal Agency	140,000.00	136,850.00	124,931.80	-	(582.40)	124,349.40	0.73%
3135G04Z3	F N M A	Federal Agency	140,000.00	139,710.20	126,533.40	-	(282.80)	126,250.60	0.55%
3135G05G4	F N M A	Federal Agency	130,000.00	129,720.50	126,109.10	-	(70.20)	126,038.90	0.26%
3135G05R0	F N M A	Federal Agency	135,000.00	134,757.00	130,450.50	-	(143.10)	130,307.40	0.31%
3135G05X7	F N M A	Federal Agency	140,000.00	139,344.80	125,181.00	-	(366.80)	124,814.20	0.42%
3135G06G3	F N M A	Federal Agency	125,000.00	124,552.50	111,317.50	-	(245.00)	111,072.50	0.56%
3135G06H1	F N M A	Federal Agency	115,000.00	114,868.90	109,865.25	-	(166.75)	109,698.50	0.26%
3135G0X24	F N M A	Federal Agency	100,000.00	99,681.00	94,346.00	-	(344.00)	94,002.00	1.73%
3136AEGQ4	F N M A GTD R E M I C PASS THRU	Federal Agency	6,455.55	6,540.12	10,705.92	(4,286.68)	7.91	6,427.15	2.29%
3137B4GX8	F H L M C MULTICLASS MTG PARTN	Federal Agency	1,760.61	1,764.81	2,741.45	(987.08)	0.68	1,755.05	3.03%
3137B5JL8	F H L M C MULTICLASS MTG PARTN	Federal Agency	PAYDOWN	PAYDOWN	971.30	(973.21)	1.91	-	2.67%
3137EAEPO	F H L M C	Federal Agency	200,000.00	199,846.00	187,432.00	-	(350.00)	187,082.00	1.60%
3137EAEQ8	F H L M C	Federal Agency	150,000.00	149,625.00	147,007.50	-	115.50	147,123.00	0.38%
3137EAE6	F H L M C	Federal Agency	130,000.00	129,945.40	127,111.40	-	114.40	127,225.80	0.38%
3137EAE54	F H L M C M T N	Federal Agency	180,000.00	179,474.40	174,938.40	-	(57.60)	174,880.80	0.26%
3137EAEU9	F H L M C M T N	Federal Agency	90,000.00	89,952.30	80,743.50	-	(163.80)	80,579.70	0.42%
3137EAEW5	F H L M C M T N	Federal Agency	200,000.00	199,977.57	192,554.00	-	(118.00)	192,436.00	0.26%
3137EAEX3	F H L M C M T N	Federal Agency	185,000.00	184,443.15	164,994.10	-	(408.85)	164,585.25	0.42%
3137FKK39	F H L M C MULTICLASS MTG PARTN	Federal Agency	1,809.82	1,809.82	1,769.00	(5.28)	(4.03)	1,759.69	3.29%
380144AD7	GM FIN AUTO LEAS TR	Asset-Backed	15,000.00	14,998.74	14,411.70	-	(33.90)	14,377.80	0.43%
38141GX58	GOLDMAN SACHS GROUP INC	Corporate Note	100,000.00	100,204.00	89,220.00	-	(589.00)	88,651.00	0.96%
43815EAC8	HONDA AUTO REC OWN TR 2021 3	Asset-Backed	45,000.00	44,999.34	42,871.95	-	(322.65)	42,549.30	0.43%
43815GAC3	HONDA AUTO REC OWNR TR 2021 4	Asset-Backed	40,000.00	39,991.57	37,833.60	-	(122.80)	37,710.80	0.93%
458140BY5	INTEL CORP	Corporate Note	100,000.00	100,121.00	94,942.00	-	(910.00)	94,032.00	3.99%
4581X0DK1	INTER AMERICAN DEVEL BK	Supra-National	135,000.00	141,925.50	126,801.45	-	(259.20)	126,542.25	1.87%
4581X0DZ8	INTER AMERICAN DEVEL BK	Supra-National	210,000.00	209,844.60	194,928.30	-	(434.70)	194,493.60	0.54%
459200KT7	INTERNATIONAL BUSINESS MACHS	Corporate Note	100,000.00	101,561.00	96,019.00	-	(495.00)	95,524.00	4.34%
46647PCH7	JPMORGAN CHASE CO	Corporate Note	65,000.00	64,995.09	62,738.65	-	(154.05)	62,584.60	0.89%
61746BDQ6	MORGAN STANLEY	Corporate Note	195,000.00	206,413.35	191,433.45	-	(466.30)	190,977.15	0.42%
61747YEG6	MORGAN STANLEY	Corporate Note	30,000.00	30,000.00	27,341.40	-	(154.20)	27,187.20	1.28%
63743HFE7	NATIONAL RURAL UTILS COOP FIN	Corporate Note	20,000.00	19,994.60	19,294.80	-	(131.60)	19,163.20	3.00%
63873KSK4	NATIXIS N Y BRH DISC COMW C P	Commercial Paper	250,000.00	243,091.39	242,827.50	-	55.00	242,882.50	0.00%
665859AW4	NORTHERN TR CORP SR NT	Corporate Note	70,000.00	70,676.20	67,499.60	-	(506.10)	66,993.50	4.18%
69371RQ66	PACCAR FINANCIAL CORP	Corporate Note	30,000.00	31,353.30	28,087.20	-	(93.60)	27,993.60	1.93%
713448EY0	PEPSICO INC	Corporate Note	30,000.00	29,940.60	29,431.20	-	(5.40)	29,425.80	0.76%
797272QN4	SAN DIEGO CA CMNTY CLG DIST REF SER	Municipal Bond /	35,000.00	35,000.00	34,385.40	-	(80.85)	34,304.55	2.04%
874857KJ3	TAMALPAIS CA UNION HIGH SCH DIST	Municipal Bond /	85,000.00	85,000.00	83,557.55	-	(280.50)	83,277.05	2.01%
87612EBM7	TARGET CORP	Corporate Note	20,000.00	19,966.00	17,952.40	-	(59.60)	17,892.80	2.18%
89236TJK2	TOYOTA MTR CR CORP	Corporate Note	60,000.00	59,866.80	52,485.00	-	(348.00)	52,137.00	1.29%
89239JAD6	TOYOTA AUTO RECEIVABLES	Asset-Backed	PAYDOWN	PAYDOWN	320.71	(320.79)	0.08	-	2.57%
91159HXX1	US BANCORP	Corporate Note	100,000.00	99,911.00	95,926.00	-	(360.00)	95,566.00	2.51%
9128282A7	U S TREASURY NOTE	U.S. Treasury Bond /	100,000.00	93,941.41	90,445.00	-	(453.00)	89,992.00	1.67%
9128282Y5	U S TREASURY NOTE	U.S. Treasury Bond /	210,000.00	214,314.84	201,534.90	-	(705.60)	200,829.30	2.22%

**VENTURA REGIONAL SANITATION DISTRICT
CASH & CASH EQUIVALENT AND INVESTMENT REPORT
FOR THE MONTH ENDED OCTOBER 31, 2022**

CUSIP	Asset Name	Asset Type	Shares/Units	Cost Basis	Market Value			Annual Yield		
					Beginning Balance 9/30/2022	Purchase/Sale or Maturity	Ending Balance 10/31/2022			
9128283J7	U.S. TREASURY NOTE	U.S. Treasury Bond /	25,000.00	25,541.99	-	(88.00)	23,896.50	11/30/24	2.23%	
9128283V0	U.S. TREASURY NOTE	U.S. Treasury Bond /	195,000.00	208,422.07	-	(631.80)	187,336.50	01/31/25	2.61%	
9128284L1	U.S. TREASURY NOTE	U.S. Treasury Bond /	280,000.00	294,061.72	-	(184.80)	278,020.40	04/30/23	2.77%	
9128284R8	U.S. TREASURY NOTE	U.S. Treasury Bond /	380,000.00	422,764.84	-	(1,470.60)	366,627.80	05/31/25	2.99%	
9128286G0	U.S. TREASURY NOTE	U.S. Treasury Bond /	200,000.00	210,304.69	-	(506.00)	194,718.00	02/29/24	2.45%	
912828N30	U.S. TREASURY NOTE	U.S. Treasury Bond /	395,000.00	388,735.55	-	118.50	393,660.95	12/31/22	2.13%	
912828Q29	U.S. TREASURY NOTE	U.S. Treasury Bond /	80,000.00	82,206.25	-	34.40	79,093.60	03/31/23	1.52%	
912828R69	U.S. TREASURY NOTE	U.S. Treasury Bond /	70,000.00	68,094.14	-	(49.00)	68,829.60	05/31/23	1.65%	
912828T26	U.S. TREASURY NOTE	U.S. Treasury Bond /	130,000.00	127,201.95	-	(26.00)	126,297.60	09/30/23	1.42%	
912828V98	U.S. TREASURY NOTE	U.S. Treasury Bond /	430,000.00	418,959.38	-	(2,253.20)	397,449.00	02/15/27	2.45%	
912828W71	U.S. TREASURY NOTE	U.S. Treasury Bond /	130,000.00	132,544.14	-	(528.00)	125,567.00	03/31/24	2.20%	
912828WE6	U.S. TREASURY NOTE	U.S. Treasury Bond /	275,000.00	277,180.66	-	(528.00)	269,714.50	11/15/23	2.80%	
912828X70	U.S. TREASURY NOTE	U.S. Treasury Bond /	140,000.00	140,628.90	-	(404.60)	134,635.20	04/30/24	2.08%	
912828X88	U.S. TREASURY NOTE	U.S. Treasury Bond /	50,000.00	48,944.53	-	(303.00)	46,041.00	05/15/27	2.58%	
912828Z86	U.S. TREASURY NOTE	U.S. Treasury Bond /	230,000.00	233,881.25	-	161.00	228,148.50	02/15/23	1.39%	
91282CAM3	U.S. TREASURY NOTE	U.S. Treasury Bond /	200,000.00	196,335.94	-	(204.00)	177,546.00	09/30/25	0.28%	
91282CAT8	U.S. TREASURY NOTE	U.S. Treasury Bond /	150,000.00	148,669.92	-	(282.00)	132,556.50	10/31/25	0.28%	
91282CBC4	U.S. TREASURY NOTE	U.S. Treasury Bond /	600,000.00	589,750.00	-	(1,290.00)	529,266.00	12/31/25	0.43%	
91282CBH3	U.S. TREASURY NOTE	U.S. Treasury Bond /	460,000.00	449,702.74	-	(1,113.20)	404,082.40	01/31/26	0.43%	
91282CBQ3	U.S. TREASURY NOTE	U.S. Treasury Bond /	130,000.00	122,961.72	-	(375.70)	114,333.70	02/28/26	0.57%	
91282CBT7	U.S. TREASURY NOTE	U.S. Treasury Bond /	100,000.00	96,148.44	-	(309.00)	88,484.00	03/31/26	0.85%	
91282CBY2	U.S. TREASURY NOTE	U.S. Treasury Bond /	95,000.00	90,524.61	-	(133.00)	89,311.40	04/15/24	0.40%	
91282CCJ8	U.S. TREASURY NOTE	U.S. Treasury Bond /	425,000.00	429,316.41	-	(1,445.00)	374,811.75	06/30/26	0.99%	
91282CCN9	U.S. TREASURY NOTE	U.S. Treasury Bond /	100,000.00	97,273.44	-	32.00	96,688.00	07/31/23	0.13%	
91282CCP4	U.S. TREASURY NOTE	U.S. Treasury Bond /	200,000.00	193,828.13	-	(672.00)	174,242.00	07/31/26	0.72%	
91282CCU3	U.S. TREASURY NOTE	U.S. Treasury Bond /	365,000.00	364,144.53	-	(127.75)	351,341.70	08/31/23	0.13%	
91282CCZ2	U.S. TREASURY NOTE	U.S. Treasury Bond /	110,000.00	109,377.34	-	(459.80)	96,310.50	09/30/26	1.00%	
91282CDD0	U.S. TREASURY NOTE	U.S. Treasury Bond /	380,000.00	375,357.81	-	(121.60)	364,116.00	10/31/23	0.39%	
91282CDG3	U.S. TREASURY NOTE	U.S. Treasury Bond /	285,000.00	266,732.03	-	(1,256.85)	251,424.15	10/31/26	1.28%	
91282CDH1	U.S. TREASURY NOTE	U.S. Treasury Bond /	255,000.00	249,279.50	-	(538.05)	236,413.05	11/15/24	0.81%	
91282CDZ1	U.S. TREASURY NOTE	U.S. Treasury Bond /	310,000.00	298,321.49	-	(725.40)	289,862.40	02/15/25	1.60%	
91282CER8	U.S. TREASURY NOTE	U.S. Treasury Bond /	130,000.00	129,766.41	-	(451.10)	125,790.60	05/31/24	2.58%	
923040GU7	VENTURA CNTY CA CMNTY CLG DIST TXBL	Municipal Bond /	100,000.00	100,000.00	-	(369.20)	99,630.80	08/01/24	1.89%	
931142EX7	WALMART INC	Corporate Note	100,000.00	100,162.00	-	(257.00)	96,826.00	09/09/27	4.08%	
977123X60	WISCONSIN ST TRANSN REV TAXABLE REF	Municipal Bond /	100,000.00	100,000.00	-	(362.00)	93,373.00	07/01/24	0.67%	
98163KAC6	WORLD OMNI AUTO REC TR	Asset-Backed	50,000.00	49,993.19	-	(494.50)	46,869.00	10/15/26	0.86%	
VENTURA REGIONAL SANITATION DISTRICT-TOLAND Total					\$ 14,471,395	\$ 14,547,053.59	\$ 13,601,700.30	\$ (102,329.09)	\$ 79,959.38	\$ 13,579,330.59
CAMP POOL	FEDERATED GOVERNMENT OBLIGATIONS	Money Market Funds	137,636.28	137,636.28	-	36,614.58	137,636.28	NA	NA	
023135BW5	AMAZON COM INC	Corporate Note	45,000.00	44,934.30	-	15.30	42,199.65	05/12/24	0.48%	
025816CC1	AMERICAN EXPRESS CO	Corporate Note	55,000.00	57,204.40	-	(345.95)	53,999.00	02/22/24	3.49%	
025816CM9	AMERICAN EXPRESS CO SR	Corporate Note	30,000.00	29,786.70	-	(330.90)	25,827.30	11/04/26	1.92%	
037833DT4	APPLE INC	Corporate Note	30,000.00	30,063.00	-	(83.70)	27,432.30	05/11/25	1.23%	
040654XU4	ARIZONA ST TRANSPRTN BRD HIGHWAY	Municipal Bond /	50,000.00	50,000.00	-	(131.00)	47,801.50	07/01/24	2.05%	
06406RBA4	BANK OF NY MELLON CORP	Corporate Note	35,000.00	35,042.35	-	(274.05)	30,774.45	01/26/27	2.33%	
13077DQD7	CALIFORNIA ST UNIV REV SYSTEMWIDE	Municipal Bond /	15,000.00	15,000.00	-	(141.75)	13,272.60	11/01/25	0.97%	
14041NFY2	CAPITAL ONE MULTI TR	Asset-Backed	30,000.00	29,995.87	-	(98.40)	27,707.40	11/16/26	1.13%	
172967MX6	CATERPILLAR FINL SERVICE	Corporate Note	35,000.00	35,822.50	-	(112.35)	33,953.50	05/17/24	2.94%	
172967ND9	CITIGROUP INC	Corporate Note	15,000.00	15,000.00	-	(50.70)	13,847.40	05/01/25	1.06%	
24442E2V6	CITIGROUP INC	Corporate Note	50,000.00	49,964.50	-	(366.50)	45,308.00	11/03/25	1.41%	
254663CM5	JOHN DEERE CAPITAL CORP	Corporate Note	50,000.00	49,964.50	-	45.50	47,453.00	01/17/24	0.47%	
254663FK7	DISCOVER CARD EXECUTION NOTE	Asset-Backed	50,000.00	49,796.00	-	15.30	47,176.50	08/30/24	1.89%	
3130AFW94	WALT DISNEY COMPANY THE	Corporate Note	65,000.00	64,769.90	-	(219.70)	63,302.20	02/13/24	2.57%	
3130AJTE3	FEDERAL HOME LOAN BKS	Federal Agency	45,000.00	44,917.20	-	(12.15)	44,593.65	02/17/23	1.39%	

**VENTURA REGIONAL SANITATION DISTRICT
CASH & CASH EQUIVALENT AND INVESTMENT REPORT
FOR THE MONTH ENDED OCTOBER 31, 2022**

CUSIP	Asset Name	Asset Type	Shares/Units	Cost Basis	Beginning Balance 9/30/2022	Market Value			Annual Yield
						Purchase/Sale or Maturity	Market Inc/(Dec)	Ending Balance 10/31/2022	
3130AJHU6	FEDERAL HOME LOAN BKS	Federal Agency	45,000.00	44,776.80	40,846.95	-	(54.90)	40,792.05	0.55%
3130ANMHO	FEDERAL HOME LOAN BKS	Federal Agency	75,000.00	68,376.75	66,000.375	-	(129.75)	65,874.00	1.25%
3130APQ81	FEDERAL HOME LOAN BKS	Federal Agency	40,000.00	37,928.80	37,072.40	-	62.00	37,134.40	1.08%
31303QR5	FEDERAL HOME LOAN BKS	Federal Agency	50,000.00	52,689.00	49,681.00	-	(116.00)	49,565.00	3.28%
3133ENWP1	FEDERAL FARM CREDIT BKS	Federal Agency	90,000.00	89,878.50	87,749.10	-	(495.00)	87,254.10	2.71%
3134GWZV1	F H L M C M T N	Federal Agency	45,000.00	43,987.50	40,156.65	-	(187.20)	39,969.45	0.73%
3135G03U5	F N M A DEB	Federal Agency	100,000.00	99,794.00	91,128.00	-	(342.00)	90,786.00	0.69%
3135G04Z3	F N M A	Federal Agency	35,000.00	34,927.55	31,633.35	-	(70.70)	31,562.65	0.55%
3135G05G4	F N M A	Federal Agency	120,000.00	119,946.75	116,408.40	-	(64.80)	116,343.60	0.26%
3135G05R0	F N M A	Federal Agency	45,000.00	44,919.00	43,483.50	-	(47.70)	43,435.80	0.31%
3135G05X7	F N M A	Federal Agency	25,000.00	24,883.00	22,353.75	-	(65.50)	22,288.25	0.42%
3135G06G3	F N M A	Federal Agency	40,000.00	39,856.80	35,621.60	-	(78.40)	35,543.20	0.56%
3135G06H1	F N M A	Federal Agency	40,000.00	39,954.40	38,214.00	-	(58.00)	38,156.00	0.26%
3136AEGQ4	F N M A GTD R E M I C PASS THRU	Federal Agency	1,898.68	1,923.55	3,148.79	(1,260.79)	2.33	1,890.33	2.29%
3137B4GX8	F H L M C MULTICLASS MTG PARTN	Federal Agency	517.83	519.07	806.32	(290.32)	0.19	516.19	3.03%
3137B5JL8	F H L M C MULTICLASS MTG PARTN	Federal Agency	PAYDOWN	PAYDOWN	323.79	(324.43)	0.64	-	2.67%
3137EAEP0	F H L M C	Federal Agency	30,000.00	29,976.90	28,114.80	-	(52.50)	28,062.30	1.60%
3137EAER6	F H L M C	Federal Agency	50,000.00	49,979.00	48,889.00	-	44.00	48,933.00	0.38%
3137EAES4	F H L M C M T N	Federal Agency	60,000.00	59,824.80	58,312.80	-	(19.20)	58,293.60	0.26%
3137AEU9	F H L M C M T N	Federal Agency	30,000.00	29,850.60	26,914.50	-	(54.60)	26,859.90	0.42%
3137AEW5	F H L M C	Federal Agency	75,000.00	74,993.19	72,207.75	-	(44.25)	72,163.50	0.26%
3137AEX3	F H L M C M T N	Federal Agency	60,000.00	59,819.40	53,511.60	-	(132.60)	53,379.00	0.42%
3137FKK39	F H L M C MULTICLASS MTG PARTN	Federal Agency	556.88	556.88	544.31	(1.62)	(1.24)	541.45	3.29%
380144AD7	GM FIN AUTO LEAS TR	Asset-Backed	5,000.00	4,995.58	4,803.90	-	(11.30)	4,792.60	0.43%
38141GX58	GOLDMAN SACHS GROUP INC	Corporate Note	35,000.00	35,071.40	31,227.00	-	(199.15)	31,027.85	0.96%
43815GAC3	HONDA AUTO REC OWNR TR 2021 4	Asset-Backed	15,000.00	14,996.84	14,187.60	-	(46.05)	14,141.55	0.93%
458140BY5	INTEL CORP	Corporate Note	35,000.00	35,042.35	33,229.70	-	(18.50)	32,911.20	3.99%
4581X0DK1	INTER AMERICAN DEVEL BK	Supra-National	45,000.00	47,308.50	42,267.15	-	(86.40)	42,180.75	1.87%
4581X0DZ8	INTER AMERICAN DEVEL BK	Supra-National	70,000.00	69,948.20	64,976.10	-	(144.90)	64,831.20	0.54%
459200K77	INTERNATIONAL BUSINESS WACHS	Corporate Note	35,000.00	35,546.35	33,606.65	-	(173.25)	33,433.40	4.34%
46647PCH7	JPMORGAN CHASE CO	Corporate Note	30,000.00	30,000.00	27,773.10	-	(138.60)	27,634.50	0.89%
58769KAD6	MERCEDES BENZ AUTO LEASE	Asset-Backed	20,000.00	19,998.49	19,304.20	-	(47.40)	19,256.80	0.42%
61746BDQ6	MORGAN STANLEY	Corporate Note	70,000.00	74,097.10	68,719.70	-	(163.80)	68,555.90	3.96%
61747YEG6	MORGAN STANLEY	Corporate Note	20,000.00	20,000.00	18,227.60	-	(102.80)	18,124.80	1.28%
63743HFET	NATIONAL RURAL UTILS COOP FIN	Corporate Note	10,000.00	9,997.30	9,647.40	-	(65.80)	9,581.60	3.60%
63873KSK4	NATIXIS N Y BRH DISC COML C P	Commercial Paper	125,000.00	121,545.69	121,413.75	-	27.50	121,441.25	0.00%
665859AW4	NORTHERN TR CORP SR NT	Corporate Note	25,000.00	25,241.50	24,107.00	-	(180.75)	23,926.25	4.18%
69371RQ66	PACCAR FINANCIAL CORP	Corporate Note	10,000.00	10,451.10	9,362.40	-	(31.20)	9,331.20	1.93%
713448FB9	PEPSICO INC	Corporate Note	20,000.00	19,988.60	19,244.80	-	(84.00)	19,160.80	0.42%
797272QN4	SAN DIEGO CA CMNTY CLG DIST REF SER	Municipal Bond /	15,000.00	15,000.00	14,736.60	-	(34.65)	14,701.95	2.04%
874857JK3	TAMALPAIS CA UNION HIGH SCH DIST	Municipal Bond /	40,000.00	40,000.00	39,321.20	-	(132.00)	39,189.20	2.01%
87612EBM7	TARGET CORP	Corporate Note	5,000.00	4,991.50	4,488.10	-	(14.90)	4,473.20	2.18%
89236TJK2	TOYOTA MTR CR CORP	Corporate Note	20,000.00	19,955.60	17,495.00	-	(116.00)	17,379.00	1.29%
89239JAD6	TOYOTA AUTO RECEIVABLES	Asset-Backed	PAYDOWN	PAYDOWN	98.66	(98.69)	0.03	-	2.51%
91159HXX1	US BANCORP	Corporate Note	40,000.00	39,964.40	38,370.40	-	(144.00)	38,226.40	2.57%
9128282A7	U S TREASURY NOTE	U.S. Treasury Bond /	180,000.00	168,572.27	162,801.00	-	(815.40)	161,985.60	1.67%
9128282Y5	U S TREASURY NOTE	U.S. Treasury Bond /	60,000.00	61,291.79	57,581.40	-	(201.60)	57,379.80	2.22%
9128283J7	U S TREASURY NOTE	U.S. Treasury Bond /	15,000.00	15,325.20	14,337.90	-	(52.80)	14,285.10	2.23%
9128284L1	U S TREASURY NOTE	U.S. Treasury Bond /	125,000.00	131,699.22	124,116.25	-	(82.50)	124,033.75	2.77%
9128284R8	U S TREASURY NOTE	U.S. Treasury Bond /	100,000.00	111,253.91	96,481.00	-	(387.00)	96,094.00	2.99%
912828N30	U S TREASURY NOTE	U.S. Treasury Bond /	100,000.00	98,414.06	99,661.00	-	30.00	99,691.00	2.13%
912828P38	U S TREASURY NOTE	U.S. Treasury Bond /	140,000.00	133,622.66	139,106.80	-	74.20	139,181.00	1.76%
912828S35	U S TREASURY BOND	U.S. Treasury Bond /	30,000.00	28,439.06	29,396.40	-	(19.80)	29,376.60	1.40%

**VENTURA REGIONAL SANITATION DISTRICT
CASH & CASH EQUIVALENT AND INVESTMENT REPORT
FOR THE MONTH ENDED OCTOBER 31, 2022**

CUSIP	Asset Name	Asset Type	Shares/Units	Cost Basis	Beginning Balance 9/30/2022	Market Value		Ending Balance 10/31/2022	Maturity Date	Annual Yield
						Purchase/Sale or Maturity	Market Inc/(Dec)			
912828W48	U.S. TREASURY NOTE	U.S. Treasury Bond /	30,000.00	30,011.72	29,100.00	-	(70.20)	29,029.80	02/29/24	2.20%
912828W71	U.S. TREASURY NOTE	U.S. Treasury Bond /	65,000.00	66,226.37	62,935.60	-	(152.10)	62,783.50	03/31/24	2.20%
912828X88	U.S. TREASURY NOTE	U.S. Treasury Bond /	60,000.00	58,673.44	55,612.80	-	(363.60)	55,249.20	05/15/27	2.58%
912828XZ8	U.S. TREASURY NOTE	U.S. Treasury Bond /	50,000.00	55,498.05	48,056.50	-	(168.00)	47,888.50	06/30/25	2.87%
912828CAM3	U.S. TREASURY NOTE	U.S. Treasury Bond /	100,000.00	98,167.97	88,875.00	-	(102.00)	88,773.00	09/30/25	0.28%
912828CAT8	U.S. TREASURY NOTE	U.S. Treasury Bond /	40,000.00	39,645.31	35,423.60	-	(75.20)	35,348.40	10/31/25	0.28%
912828CBC4	U.S. TREASURY NOTE	U.S. Treasury Bond /	110,000.00	108,086.72	97,268.60	-	(236.50)	97,032.10	12/31/25	0.43%
912828CBH3	U.S. TREASURY NOTE	U.S. Treasury Bond /	210,000.00	205,244.92	184,980.60	-	(508.20)	184,472.40	01/31/26	0.43%
912828CCJ8	U.S. TREASURY NOTE	U.S. Treasury Bond /	105,000.00	106,066.41	92,957.55	-	(357.00)	92,600.55	06/30/26	0.99%
912828CCP4	U.S. TREASURY NOTE	U.S. Treasury Bond /	110,000.00	106,605.47	96,202.70	-	(369.60)	95,833.10	07/31/26	0.72%
912828CCU3	U.S. TREASURY NOTE	U.S. Treasury Bond /	100,000.00	99,765.63	96,293.00	-	(35.00)	96,258.00	08/31/23	0.13%
912828CCW9	U.S. TREASURY NOTE	U.S. Treasury Bond /	80,000.00	78,287.50	70,159.20	-	(308.80)	69,850.40	08/31/26	0.86%
912828CDD0	U.S. TREASURY NOTE	U.S. Treasury Bond /	210,000.00	207,071.49	201,289.20	-	(67.20)	201,222.00	10/31/23	0.39%
912828CDD3	U.S. TREASURY NOTE	U.S. Treasury Bond /	85,000.00	81,977.73	75,361.00	-	(374.85)	74,986.15	10/31/26	1.28%
923040GU7	VENTURA CNTY CA CMNTY CLG DIST TXBL	Municipal Bond /	40,000.00	40,000.00	38,171.20	-	(113.60)	38,057.60	08/01/24	1.89%
931142EX7	WALMART INC	Corporate Note	35,000.00	35,056.70	33,979.05	-	(89.95)	33,889.10	09/09/27	4.08%
977123X60	WISCONSIN ST TRANSN REV TAXABLE REF	Municipal Bond /	35,000.00	35,000.00	32,807.25	-	(126.70)	32,680.55	07/01/24	0.67%
VENTURA REGIONAL SANITATION DISTRICT-COASTAL Total										
			4,700.610	\$ 4,683,484.34	\$ 4,410,215.47	\$ (31,975.85)	\$ 25,335.53	\$ 4,403,575.15		
FEDERATED GOVERNMENT OBLIGATIONS										
CAMP POOL	AMAZON COM INC	Corporate Note	72,831.02	72,831.02	22,775.77	-	50,055.25	72,831.02	NA	NA
023135BW5	AMERICAN EXPRESS CO	Corporate Note	45,000.00	44,934.30	42,184.35	-	15.30	42,199.65	05/12/24	0.48%
025816CC1	AMERICAN EXPRESS CO SR	Corporate Note	50,000.00	52,004.00	49,090.00	-	(314.50)	48,775.50	02/22/24	3.49%
025816CM9	APPLE INC	Corporate Note	40,000.00	39,715.60	34,877.60	-	(441.20)	34,436.40	11/04/26	1.92%
037833DD4	ARIZONA ST TRANSPRTN BRD HIGHWAY	Corporate Note	45,000.00	45,094.50	41,274.00	-	(125.55)	41,148.45	05/11/25	1.23%
040654XU4	BANK OF NY MELLON CORP	Municipal Bond /	70,000.00	70,000.00	67,105.50	-	(183.40)	66,922.10	07/01/24	2.05%
06406RBA4	CALIFORNIA ST UNIV REV SYSTEMWIDE	Corporate Note	35,000.00	35,042.35	31,048.50	-	(274.05)	30,774.45	01/26/27	2.33%
13077DDQ7	CAPITAL ONE MULTI TR	Municipal Bond /	15,000.00	15,000.00	13,414.35	-	(141.75)	13,272.60	11/01/25	0.97%
14041FY2	CATERPILLAR FINL SERVICE	Asset-Backed	35,000.00	34,995.18	32,440.10	-	(114.80)	32,325.30	11/16/26	1.13%
14913Q2V0	CITIGROUP INC	Corporate Note	40,000.00	40,940.00	38,932.40	-	(128.40)	38,804.00	05/17/24	2.94%
172967MX6	CITIGROUP INC	Corporate Note	20,000.00	20,000.00	18,530.80	-	(67.60)	18,463.20	05/01/25	1.06%
172967ND9	CITIGROUP INC	Corporate Note	55,000.00	55,045.10	50,241.95	-	(403.15)	49,838.80	11/03/25	1.41%
24422EVL6	JOHN DEERE CAPITAL CORP	Corporate Note	130,000.00	129,907.70	123,259.50	-	118.30	123,377.80	01/17/24	0.47%
254683CM5	DISCOVER CARD EXECUTION NOTE	Asset-Backed	PAYDOWN	PAYDOWN	44,977.05	(45,000.00)	22.95	-	10/15/24	1.89%
254687FK7	WALT DISNEY COMPANY THE	Corporate Note	60,000.00	59,755.20	56,745.60	-	(133.80)	56,611.80	08/30/24	1.85%
3130AJTE3	FEDERAL HOME LOAN BKS	Federal Agency	50,000.00	49,908.00	49,562.00	-	(13.50)	49,548.50	02/17/23	1.39%
3130ANMHO	FEDERAL HOME LOAN BKS	Federal Agency	75,000.00	68,376.75	66,003.75	-	(129.75)	65,874.00	08/20/26	1.25%
3130APQ81	FEDERAL HOME LOAN BKS	Federal Agency	50,000.00	47,411.00	46,340.50	-	77.50	46,418.00	11/08/24	1.08%
31332AX1	FEDERAL HOME LOAN BKS	Federal Agency	60,000.00	62,705.40	59,484.60	-	47.40	59,532.00	03/10/23	2.14%
3133ENWP1	FEDERAL FARM CREDIT BKS	Federal Agency	30,000.00	29,959.50	29,249.70	-	(165.00)	29,084.70	05/16/24	2.71%
3133X8L34	FEDERAL HOME LOAN BKS	Federal Agency	50,000.00	60,370.00	50,829.00	-	(247.00)	50,582.00	09/09/24	5.30%
3134GWZV1	F L M C M T N	Federal Agency	55,000.00	53,762.50	49,080.35	-	(228.80)	48,851.55	10/22/25	0.73%
3135G04Z3	F N M A	Federal Agency	50,000.00	49,896.50	45,190.50	-	(101.00)	45,089.50	06/17/25	0.55%
3135G05G4	F N M A	Federal Agency	120,000.00	119,946.75	116,408.40	-	(64.80)	116,343.60	07/10/23	0.26%
3135G05X7	F N M A	Federal Agency	45,000.00	44,789.40	40,236.75	-	(117.90)	40,118.85	08/25/25	0.42%
3135G06G3	F N M A	Federal Agency	45,000.00	44,838.90	40,074.30	-	(88.20)	39,986.10	11/07/25	0.56%
3135G06H1	F N M A	Federal Agency	40,000.00	39,954.40	38,214.00	-	(58.00)	38,156.00	11/27/23	0.26%
3135G0X24	F N M A	Federal Agency	70,000.00	69,776.70	66,042.20	-	(240.80)	65,801.40	01/07/25	1.73%
3136AEGQ4	F N M A GTD R E M I C PASS THRU	Federal Agency	3,037.88	3,077.68	5,038.05	(2,017.26)	3.72	3,024.51	12/27/22	2.29%
3137B4GX8	F L M C MULTICLASS MTG PARTN	Federal Agency	828.50	830.47	1,290.07	(464.51)	0.32	825.88	02/25/23	3.03%
3137B5JL8	F L M C MULTICLASS MTG PARTN	Federal Agency	PAYDOWN	PAYDOWN	431.68	(432.53)	0.85	-	02/25/23	2.67%
3137EAE0	F L M C	Federal Agency	75,000.00	74,942.25	70,287.00	-	(131.25)	70,155.75	02/12/25	1.60%
3137EAEQ8	F L M C	Federal Agency	40,000.00	39,900.00	39,202.00	-	30.80	39,232.80	04/20/23	0.38%
3137EAE54	F L M C M T N	Federal Agency	70,000.00	69,795.60	68,031.60	-	(22.40)	68,009.20	06/26/23	0.26%

**VENTURA REGIONAL SANITATION DISTRICT
CASH & CASH EQUIVALENT AND INVESTMENT REPORT
FOR THE MONTH ENDED OCTOBER 31, 2022**

CUSIP	Asset Name	Asset Type	Shares/Units	Cost Basis	Beginning Balance 9/30/2022	Market Value			Annual Yield
						Purchase/Sale or Maturity	Market Inc/(Dec)	Ending Balance 10/31/2022	
3137EAUE9	F H L M C M T N	Federal Agency	130,000.00	129,797.60	116,629.50	-	(236.60)	116,392.90	0.42%
3137EAEW5	F H L M C	Federal Agency	80,000.00	79,991.54	77,021.60	-	(47.20)	76,974.40	0.26%
3137EAEX3	F H L M C M T N	Federal Agency	70,000.00	69,789.30	62,430.20	-	(154.70)	62,275.50	0.42%
3137FKK39	F H L M C MULTICLASS MTG PARTN	Federal Agency	835.30	835.30	816.45	(2.43)	(1.86)	812.16	3.29%
380144AD7	GM FIN AUTO LEAS TR	Asset-Backed	5,000.00	4,999.58	4,803.90	-	(11.30)	4,792.60	0.43%
38141GXS8	GOLDMAN SACHS GROUP INC	Corporate Note	40,000.00	40,081.60	35,688.00	-	(227.60)	35,460.40	0.96%
43815GAC3	HONDA AUTO REC OWNR TR 2021 4	Asset-Backed	15,000.00	14,996.84	14,187.60	-	(64.05)	14,141.55	0.93%
458140BY5	INTEL CORP	Corporate Note	40,000.00	40,048.40	37,976.80	-	(36.00)	37,612.80	3.99%
4581XDDK1	INTER AMERICAN DEVEL BK	Supra-National	50,000.00	52,565.00	46,963.50	-	(96.00)	46,867.50	1.87%
4581XDDZ8	INTER AMERICAN DEVEL BK	Supra-National	80,000.00	79,940.80	74,258.40	-	(165.60)	74,092.80	0.54%
459200KT7	INTERNATIONAL BUSINESS MACHS	Corporate Note	30,000.00	30,468.30	28,805.70	-	(148.50)	28,657.20	4.34%
46647PCH7	JPMORGAN CHASE CO	Corporate Note	40,000.00	40,000.00	37,030.80	-	(184.80)	36,846.00	0.89%
58769KAD6	MERCEDES BENZ AUTO LEASE	Asset-Backed	20,000.00	19,998.49	19,304.20	-	(47.40)	19,256.80	0.42%
61746BDQ6	MORGAN STANLEY	Corporate Note	50,000.00	52,926.50	49,085.50	-	(117.00)	48,968.50	3.96%
61747YEG6	MORGAN STANLEY	Corporate Note	25,000.00	25,000.00	22,784.50	-	(128.50)	22,656.00	1.28%
63743HFE7	NATIONAL RURAL UTILS COOP FIN	Corporate Note	10,000.00	9,997.30	9,647.40	-	(65.80)	9,581.60	3.60%
63873KSK4	NATIXIS N Y BRH DISC COML C P	Commercial Paper	225,000.00	218,782.25	218,544.75	-	(49.50)	218,594.25	0.00%
665859AW4	NORTHERN TR CORP SR NT	Corporate Note	25,000.00	25,241.50	24,107.00	-	(180.75)	23,926.25	4.18%
69371RQ66	PACCAR FINANCIAL CORP	Corporate Note	15,000.00	15,676.65	14,043.60	-	(46.80)	13,996.80	1.93%
713448EY0	PEPSICO INC	Corporate Note	10,000.00	9,980.20	9,810.40	-	(1.80)	9,808.60	0.76%
713448FB9	PEPSICO INC	Corporate Note	20,000.00	19,988.60	19,244.80	-	(84.00)	19,160.80	0.42%
797272QN4	SAN DIEGO CA CMNTY CLG DIST REF SER	Municipal Bond /	20,000.00	20,000.00	19,648.80	-	(46.20)	19,602.60	2.04%
874857KJ3	TAMALPAIS CA UNION HIGH SCH DIST	Municipal Bond /	55,000.00	55,000.00	54,066.65	-	(181.50)	53,885.15	2.01%
87612EBM7	TARGET CORP	Corporate Note	5,000.00	4,991.50	4,488.75	-	(14.90)	4,473.20	2.18%
89236TJK2	TOYOTA MTR CR CORP	Corporate Note	25,000.00	24,944.50	21,868.75	-	(145.00)	21,723.75	1.29%
89239JAD6	TOYOTA AUTO RECEIVABLES	Asset-Backed	PAYDOWN	PAYDOWN	148.03	(148.07)	0.04	-	2.57%
91159HXX1	US BANCORP	Corporate Note	60,000.00	59,946.60	57,555.60	-	(216.00)	57,339.60	2.51%
9128282A7	U S TREASURY NOTE	U.S. Treasury Bond /	175,000.00	163,987.11	158,278.75	-	(792.75)	157,486.00	1.67%
9128282Y5	U S TREASURY NOTE	U.S. Treasury Bond /	55,000.00	56,159.57	52,782.95	-	(184.80)	52,598.15	2.22%
9128284R8	U S TREASURY NOTE	U.S. Treasury Bond /	140,000.00	155,755.47	135,073.40	-	(541.80)	134,531.60	2.99%
912828J27	U S TREASURY NOTE	U.S. Treasury Bond /	30,000.00	32,323.83	28,467.30	-	(83.40)	28,383.90	2.11%
912828N30	U S TREASURY NOTE	U.S. Treasury Bond /	125,000.00	123,017.58	124,576.25	-	37.50	124,613.75	2.13%
912828S35	U S TREASURY BOND	U.S. Treasury Bond /	20,000.00	18,959.38	19,597.60	-	(13.20)	19,584.40	1.40%
912828T26	U S TREASURY NOTE	U.S. Treasury Bond /	90,000.00	88,062.89	87,454.80	-	(18.00)	87,436.80	1.42%
912828V98	U S TREASURY NOTE	U.S. Treasury Bond /	110,000.00	107,211.33	101,673.00	-	(576.40)	101,096.60	2.45%
912828WE6	U S TREASURY NOTE	U.S. Treasury Bond /	165,000.00	166,308.40	162,145.50	-	(316.80)	161,828.70	2.80%
912828X70	U S TREASURY NOTE	U.S. Treasury Bond /	20,000.00	20,089.84	19,291.40	-	(57.80)	19,233.60	2.08%
912828Z29	U S TREASURY NOTE	U.S. Treasury Bond /	40,000.00	40,187.50	39,777.60	-	15.20	39,792.80	1.51%
91282CAM3	U S TREASURY NOTE	U.S. Treasury Bond /	100,000.00	98,171.87	88,875.00	-	(102.00)	88,773.00	0.28%
91282CAT8	U S TREASURY NOTE	U.S. Treasury Bond /	60,000.00	59,467.97	53,135.40	-	(112.80)	53,022.60	0.28%
91282CBC4	U S TREASURY NOTE	U.S. Treasury Bond /	210,000.00	206,450.98	185,694.60	-	(451.50)	185,243.10	0.43%
91282CBG5	U S TREASURY NOTE	U.S. Treasury Bond /	100,000.00	99,960.94	98,842.00	-	180.00	99,022.00	0.13%
91282CBH3	U S TREASURY NOTE	U.S. Treasury Bond /	160,000.00	156,395.32	140,937.60	-	(387.20)	140,550.40	0.43%
91282CCL3	U S TREASURY NOTE	U.S. Treasury Bond /	35,000.00	35,047.85	32,679.85	-	(83.30)	32,596.55	0.40%
91282CCN9	U S TREASURY NOTE	U.S. Treasury Bond /	50,000.00	48,636.72	48,328.00	-	16.00	48,344.00	0.13%
91282CCP4	U S TREASURY NOTE	U.S. Treasury Bond /	165,000.00	159,908.20	144,304.05	-	(554.40)	143,749.65	0.72%
91282CCU3	U S TREASURY NOTE	U.S. Treasury Bond /	150,000.00	149,648.44	144,439.50	-	(52.50)	144,387.00	0.13%
91282CCW9	U S TREASURY NOTE	U.S. Treasury Bond /	35,000.00	34,250.78	30,694.65	-	(135.10)	30,559.55	0.86%
91282CCZ2	U S TREASURY NOTE	U.S. Treasury Bond /	65,000.00	64,796.88	57,182.45	-	(271.70)	56,910.75	1.00%
91282CDD0	U S TREASURY NOTE	U.S. Treasury Bond /	160,000.00	157,995.31	153,363.20	-	(51.20)	153,312.00	0.39%
91282CDG3	U S TREASURY NOTE	U.S. Treasury Bond /	55,000.00	53,014.84	48,763.00	-	(242.55)	48,520.45	1.28%
91282CDDR9	U S TREASURY NOTE	U.S. Treasury Bond /	60,000.00	59,107.03	57,438.60	-	(84.60)	57,354.00	0.78%
91282CER8	U S TREASURY NOTE	U.S. Treasury Bond /	100,000.00	99,820.31	97,109.00	-	(347.00)	96,762.00	2.58%

**VENTURA REGIONAL SANITATION DISTRICT
CASH & CASH EQUIVALENT AND INVESTMENT REPORT
FOR THE MONTH ENDED OCTOBER 31, 2022**

CUSIP	Asset Name	Asset Type	Shares/Units	Cost Basis	Market Value					Annual Yield
					Beginning Balance 9/30/2022	Purchase/Sale or Maturity	Market Inc/(Dec)	Ending Balance 10/31/2022	Maturity Date	
923040GU7	VENTURA CNTY CA CMNTY CLG DIST TXBL	Municipal Bond /	60,000.00	60,000.00	57,256.80	-	(170.40)	57,086.40	08/01/24	1.89%
931142EX7	WALMART INC	Corporate Note	40,000.00	40,064.80	38,833.20	-	(102.80)	38,730.40	09/09/27	4.08%
977123X60	WISCONSIN ST TRANSN REV TAXABLE REF	Municipal Bond /	45,000.00	45,000.00	42,180.75	-	(162.90)	42,017.85	07/01/24	0.67%
	VENTURA REGIONAL SANITATION DISTRICT-BAILARD Total		5,407.533	\$ 5,391,296.24	\$ 5,078,030.65	\$ (48,064.80)	\$ 37,877.27	\$ 5,067,843.12		
	Grand Total		32,423,269	\$ 32,405,537.21	\$ 30,757,694.66	\$ (364,309.41)	\$ 327,295.15	\$ 30,720,680.40		

See page 10 of 10 for securities sold or matured for the month ended October 31, 2022.

**VENTURA REGIONAL SANITATION DISTRICT
SECURITIES SOLD OR MATURED AS OF OCTOBER 31, 2022**

Item # 11

Settle Date	CUSIP	Transaction	Description	Interest Rate	Maturity Date	Principal Proceeds	Par	Purchase Cost	Realized G/L Cost this FY	Realized G/L Amortized Cost
10/01/2022	13063DDDF2		MATURED PAR VALUE OF CALIFORNIA ST	2.500%	10/01/22	105,000.00	105,000.00	106,462.65	(1,462.65)	-
			VENTURA REGIONAL SANITATION DISTRICT-MAIN: 1077 Total			\$ 105,000.00	\$ 105,000.00	\$ 106,462.65	\$ (1,462.65)	\$ -
NO SALES OR MATURIES FOR CURRENT PERIOD										
			VENTURA REGIONAL SANITATION DISTRICT-TOLAND: 1078 Total			\$ -	\$ -	\$ -	\$ -	\$ -
NO SALES OR MATURIES FOR CURRENT PERIOD										
			VENTURA REGIONAL SANITATION DISTRICT-COASTAL: 1079 Total			\$ -	\$ -	\$ -	\$ -	\$ -
NO SALES OR MATURIES FOR CURRENT PERIOD										
			VENTURA REGIONAL SANITATION DISTRICT-BAILARD: 1080 Total			\$ -	\$ -	\$ -	\$ -	\$ -
			Grand Total			\$ 105,000.00	\$ 105,000.00	\$ 106,462.65	\$ (1,462.65)	\$ -

Notes: Securities Sold and Matured are provided by PFM Asset Management & US Bank.