



May 4, 2023

Board of Directors
Ventura Regional Sanitation District
Ventura, California

INVESTMENT REPORT – MARCH 31, 2023

RECOMMENDATION

Receive and file the March 31, 2023 Investment Report

FISCAL IMPACT

None.

BACKGROUND/ANALYSIS

The attached report shows cash and investment holdings of the District at March 31, 2023. The VRSD Investment Policy requires that the report be transmitted to the Board within 30 to 60 days after the close of the month. The portfolio totals \$36.0 million at cost, increasing \$0.20 million from \$35.80 million at the end of February 2023.


US Bank, who serves as the custodian, provides the market value shown for all U.S. Government securities. During the month of March, interest earnings for all investments were accrued in the amount of \$33,896. Fiscal year to date, \$303,423 has been earned. The unrealized gain or loss on investments is not recorded as income on a monthly basis. Recording it monthly skews the amount of interest reported since it could be at a loss one month and a gain the very next month and is not an actual gain or loss unless the government securities shown in Section D of the report are sold prior to their maturity date. It will be recorded at June 30, 2023, as required by governmental accounting standards.

The District investment holdings are in compliance with the investment policy approved by the Board of Directors in December 2021. The portfolio has been managed with the stated objectives of safety, liquidity and earning a competitive rate of return. The investment program shown herein provides sufficient cash flow liquidity to meet the District's expense obligations for the next six months.

If you have any questions or need additional information, please contact me by phone at (805) 658-4646 or via email at TinaRivera@vrzd.com.

ALVERTINA RIVERA, DIRECTOR OF FINANCE

APPROVED FOR FISCAL IMPACT: 
Alvertina Rivera, Director of Finance

APPROVED FOR AGENDA: 
Chris Theisen, General Manager

Attachments: 1. VRSD March 2023 Investment Report

**VENTURA REGIONAL SANITATION DISTRICT
CASH & CASH EQUIVALENT AND INVESTMENT REPORT
FOR THE MONTH ENDED MARCH 31, 2023**

COMPLIANCE REPORT AND CERTIFICATIONS

	BALANCE AT COST		INTEREST EARNED*	
	2/28/2023	CHANGE	3/31/2023	Fiscal YTD
A. Sweep Account	\$ 1,218,089	\$ (71,135)	\$ 1,146,954	\$ 105
B. Certificate of Deposit	\$ 725,000	\$ -	\$ 725,000	\$ 49
C. Pooled Funds (LAIF & County Pool)	\$ 1,270,388	\$ -	\$ 1,270,388	\$ -
D. Funds & Securities held by Custodian	\$ 32,574,327	\$ 311,151	\$ 32,885,479	\$ 33,742
TOTAL	\$ 35,787,804	\$ 240,017	\$ 36,027,821	\$ 33,896

*Interest Earned is based on estimates.

	Market		At Par		%
	Totals Per Trustee	Purchase Price (G/L)	\$		
Investment Recap (C. & D.)					
Pooled Funds					
LAIF	\$ 1,209,656	\$ 1,209,656	\$ 1,209,656		
Ventura County Pool	\$ 60,732	\$ 60,732	\$ 60,732		
Total Pooled Funds	\$ 1,270,388	\$ 1,270,388	\$ 1,270,388		3.71%
Securities:					
Money Market Funds	\$ 494,382	\$ 494,382	\$ 409,993		1.20%
U.S. T-Notes/Bonds	\$ 18,183,771	\$ 18,755,919	\$ 18,929,283		55.30%
Municipal Bonds	\$ 1,094,777	\$ 1,130,000	\$ 1,130,000		3.30%
Corporate Bonds/Notes	\$ 3,200,207	\$ 3,367,115	\$ 3,330,000		9.73%
Commercial Paper	\$ 596,112	\$ 583,419	\$ 600,000		1.75%
Commercial Mortgage-Backed Security	\$ 1,166,118	\$ 1,212,618	\$ 1,210,000		3.53%
Asset-Backed Security	\$ 350,786	\$ 365,064	\$ 365,107		1.07%
Supranationals	\$ 775,084	\$ 838,316	\$ 815,000		2.38%
Federal Agencies	\$ 5,923,189	\$ 6,138,646	\$ 6,170,000		18.03%
Total Securities	\$ 31,784,427	\$ 32,885,479	\$ 32,959,383		
Total Investments	\$ 33,054,815	\$ 34,155,867	\$ 34,229,771		100.00%

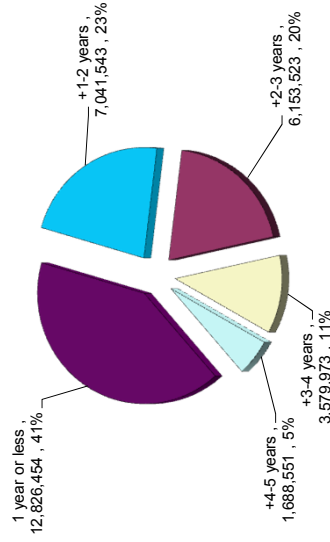
CERTIFICATIONS

I certify that all investment actions executed since the last report have been made in full compliance with the VRSD Investment Policy. In addition, sufficient investment liquidity and anticipated revenue are available to meet the next six (6) months' estimated expenses of the District.

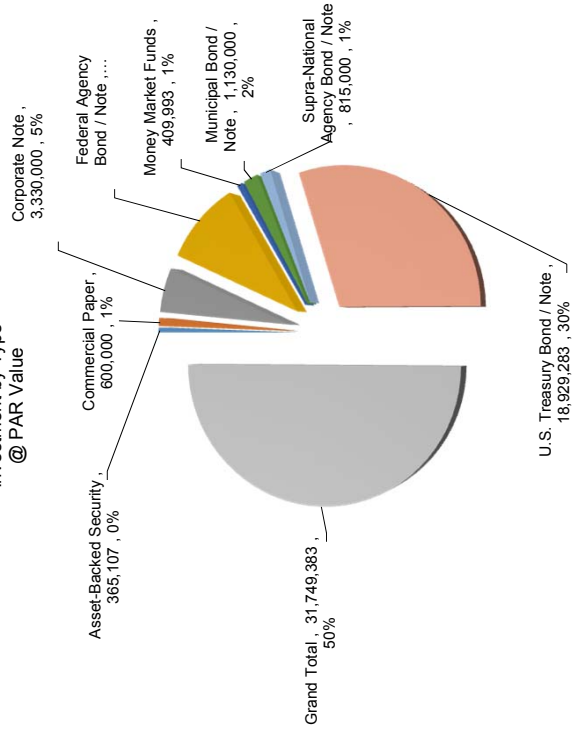
Alvertina Rivera, Director of Finance

Date

Investment Maturity Schedule
U.S. T-Notes/Bonds & Agencies



Investment by Type
@ PAR Value



**VENTURA REGIONAL SANITATION DISTRICT
CASH & CASH EQUIVALENT AND INVESTMENT REPORT
FOR THE MONTH ENDED MARCH 31, 2023**

Item # 12

A. SWEEP ACCOUNT		2/28/2023	Net Deposits/ (Withdrawals)	Interest Received	3/31/2023	Yield	Market Value**
City National Bank	\$	1,218,088.84	\$(71,162.34)	\$ 27.79	\$ 1,146,954.29	0.00%	\$ 1,146,954.29
B. CERTIFICATES OF DEPOSIT							
Rabobank		4/1/2022	NA	4/1/2023	\$ 500,000.00	0.08%	\$ 500,000.00
Rabobank		4/1/2022	NA	4/1/2023	125,000.00	0.08%	125,000.00
Rabobank		4/1/2022	NA	4/1/2023	100,000.00	0.08%	100,000.00
					<u>\$ 725,000.00</u>		<u>\$ 725,000.00</u>
C. POOLED FUNDS							
Local Agency Investment Fund	\$	1,209,655.68	\$ -	\$ -	\$ 1,209,655.68	2.83%	\$ 1,209,655.68
Ventura County Pool		60,732.29	-	-	60,732.29	3.11%	60,732.29
	\$	<u>1,270,387.97</u>	<u>\$ -</u>	<u>\$ -</u>	<u>\$ 1,270,387.97</u>		<u>\$ 1,270,387.97</u>

* Published rate does not represent net yield rate earned on District investment.

**Market Value is based on estimates.

**VENTURA REGIONAL SANITATION DISTRICT
CASH & CASH EQUIVALENT AND INVESTMENT REPORT
FOR THE MONTH ENDED MARCH 31, 2023**

CUSIP	Asset Name	Asset Type	Shares/Units	Cost Basis	Beginning Balance 2/28/2023	Purchase/Sale or Maturity	Market Value		Ending Balance 3/31/2023	Maturity Date	Annual Yield
							Market Inc/(Dec)	Market Value			
CAMP POOL	FEDERATED GOVERNMENT OBLIGATIONS	Money Market Funds	254,717.75	254,717.75	46,934.00	-	207,783.75	254,717.75	NA	NA	
040654XU4	ARIZONA ST TRANSPRTN BRD HIGHWAY	U.S. Treasury Bond /	120,000.00	120,000.00	115,990.80	-	195.60	116,186.40	07/01/24	2.02%	
912828Q29	U S TREASURY NOTE	MATURED	MATURED	MATURED	199,474.00	(200,000.00)	526.00	-	03/31/23	1.50%	
14316NAC3	CARMAX AUTO OWNER TR	U.S. Treasury Bond /	9,283.24	9,281.42	9,538.43	(591.63)	27.77	8,974.57	12/15/25	0.35%	
14913Q2V0	CATERPILLAR FINL SERVICE	U.S. Treasury Bond /	80,000.00	81,880.00	77,777.60	-	614.40	78,392.00	05/17/24	2.91%	
24422EVN6	JOHN DEERE CAPITAL CORP	Corporate Note	75,000.00	74,946.75	71,925.75	-	577.50	72,503.25	01/17/24	0.47%	
3130AFW94	FEDERAL HOME LOAN BKS	Federal Agency	230,000.00	229,185.80	223,992.40	-	1,550.20	225,542.60	02/13/24	2.55%	
313384GA1	FEDERAL HOME LOAN BKS	Federal Agency	200,000.00	198,563.89	-	198,563.89	124.11	198,688.00	05/25/23	0.00%	
3135G05G4	F N M A	Federal Agency	115,000.00	114,752.75	113,062.25	-	60.65	113,672.90	07/10/23	0.25%	
3135G05R0	F N M A	Federal Agency	125,000.00	124,775.00	122,250.00	-	620.00	122,870.00	08/10/23	0.31%	
3135G06H1	F N M A	Federal Agency	100,000.00	99,886.00	96,413.00	-	689.00	97,112.00	11/27/23	0.26%	
3135G0X24	F N M A	Federal Agency	175,000.00	174,441.75	165,021.50	-	2,266.25	167,287.75	01/07/25	1.70%	
3137EAEPO	F H L M C	Federal Agency	175,000.00	174,865.25	164,277.75	-	2,304.75	166,582.50	02/12/25	1.58%	
3137EAEW5	F H L M C	Federal Agency	180,000.00	179,979.05	175,392.00	-	1,040.40	176,432.40	09/08/23	0.26%	
3137EAF42	F H L M C M T N	Federal Agency	45,000.00	44,955.45	43,296.75	-	343.80	43,640.55	12/04/23	0.26%	
38141GX58	GOLDMAN SACHS GROUP INC	Corporate Note	95,000.00	95,193.80	86,253.35	-	693.50	86,946.85	02/12/26	0.93%	
4581X0DK1	INTERAMERICAN DEVEL BK	Supra-National	225,000.00	236,783.50	211,466.25	-	3,516.75	214,983.00	03/14/25	1.83%	
61746BDQ6	MORGAN STANLEY	Corporate Note	125,000.00	132,316.25	123,025.00	-	425.00	123,450.00	04/29/24	3.92%	
69371RQ66	PACCAR FINANCIAL CORP	Corporate Note	30,000.00	31,353.30	28,146.00	-	366.60	28,512.60	02/06/25	1.89%	
713448EY0	PEPSICO INC	Corporate Note	30,000.00	29,940.60	29,795.40	-	104.70	29,900.10	05/01/23	0.75%	
797272QN4	SAN DIEGO CA CMNTY CLG DIST REF SER	Municipal Bond /	35,000.00	35,000.00	34,577.20	-	91.00	34,668.20	08/01/23	2.02%	
874857KJ3	TAMALPAIS CA UNION HIGH SCH DIST	Municipal Bond /	85,000.00	85,000.00	83,964.70	-	211.65	84,176.35	08/01/23	1.99%	
91159HXX1	U S BANCORP	Corporate Note	100,000.00	99,911.00	96,052.00	-	75.00	96,127.00	07/30/24	2.50%	
9128282V5	U S TREASURY NOTE	U.S. Treasury Bond /	170,000.00	173,492.97	162,669.60	-	1,972.00	164,641.60	01/31/25	2.57%	
9128283V0	U S TREASURY NOTE	U.S. Treasury Bond /	235,000.00	257,029.89	225,050.10	-	3,139.60	228,189.70	01/31/25	2.57%	
9128284R8	U S TREASURY NOTE	U.S. Treasury Bond /	245,000.00	272,572.07	235,449.90	-	3,721.55	239,171.45	05/31/25	2.95%	
9128285Z9	U S TREASURY NOTE	U.S. Treasury Bond /	60,000.00	63,857.81	58,593.60	-	309.60	58,903.20	01/31/24	2.55%	
912828T26	U S TREASURY NOTE	U.S. Treasury Bond /	310,000.00	305,780.86	303,387.70	-	1,599.60	304,987.30	09/30/23	1.40%	
912828Y87	U S TREASURY NOTE	U.S. Treasury Bond /	200,000.00	200,695.31	190,914.00	-	2,242.00	193,156.00	07/31/24	1.81%	
912828ZC1	U S TREASURY NOTE	U.S. Treasury Bond /	4,090,000.00	4,011,066.99	4,041,615.30	-	18,568.60	4,060,183.90	05/31/23	0.13%	
923040GU7	VENTURA CNTY CA CMNTY CLG DIST TXBL	Municipal Bond /	120,000.00	120,000.00	114,996.00	-	853.20	115,849.20	08/01/24	1.86%	
977123X60	WISCONSIN ST TRANSN REV TAXABLE REF	Municipal Bond /	90,000.00	90,000.00	84,947.40	-	685.80	85,633.20	07/01/24	0.66%	
				8,164,001	\$ 8,157,205.26	\$ 7,770,242.78	\$ (2,027.74)	\$ 8,026,265.07			
VENTURA REGIONAL SANITATION DISTRICT-MAIN Total											
CAMP POOL	FEDERATED GOVERNMENT OBLIGATIONS	Money Market Funds	142,526.10	142,526.10	47,605.45	-	94,920.65	142,526.10	NA	NA	
023135BW5	Principal Cash	Money Market Funds	-	84,389.65	-	-	84,389.65	84,389.65	NA	0.00%	
313382AX1	AMAZON COM INC	Federal Agency	130,000.00	129,810.20	122,987.80	-	1,606.80	124,594.60	05/12/24	0.47%	
912828Q29	FEDERAL HOME LOAN BKS	Federal Agency	MATURED	MATURED	94,941.10	(95,000.00)	58.90	-	03/10/23	2.13%	
025816CC1	U S TREASURY NOTE	U.S. Treasury Bond /	MATURED	MATURED	79,789.60	(80,000.00)	210.40	-	03/31/23	1.50%	
025816CM9	AMERICAN EXPRESS CO	Federal Agency	155,000.00	161,212.40	151,808.55	-	794.85	152,563.40	02/22/24	3.45%	
02665WDZ1	AMERICAN EXPRESS CO SR	Federal Agency	75,000.00	74,466.75	66,335.25	-	993.75	67,329.00	11/04/26	1.84%	
037833DT4	AMERICAN HONDA FIN CORP	Federal Agency	100,000.00	98,586.00	87,819.00	-	1,857.00	89,676.00	09/09/26	1.45%	
040654XU4	APPLE INC	Corporate Note	100,000.00	100,210.00	92,354.00	-	1,501.00	93,855.00	05/11/25	1.20%	
06406RBA4	ARIZONA ST TRANSPRTN BRD HIGHWAY	Municipal Bond /	100,000.00	100,000.00	96,659.00	-	163.00	96,822.00	07/01/24	2.02%	
13077DQD7	BANK OF NY MELLON CORP	Corporate Note	75,000.00	75,090.75	67,306.50	-	351.75	67,658.25	01/26/27	2.27%	
14041NFY2	CALIFORNIA ST UNIV REV SYSTEMWIDE	Municipal Bond /	40,000.00	40,000.00	36,019.60	-	705.20	36,724.80	11/01/25	0.94%	
14316NAC3	CATERPILLAR AUTO OWNER TR	Asset-Backed	70,000.00	69,990.35	65,249.10	(591.63)	634.90	65,884.00	11/16/26	1.10%	
14913Q2V0	CARMAX AUTO OWNER TR	Asset-Backed	9,283.24	9,281.42	9,538.43	-	27.77	8,974.57	12/15/25	0.35%	
172967MX6	CATERPILLAR FINL SERVICE	Corporate Note	125,000.00	127,937.50	121,527.50	-	960.00	122,487.50	05/17/24	2.91%	
172967ND9	CITIGROUP INC	Corporate Note	50,000.00	50,000.00	47,220.00	-	280.50	47,500.50	05/01/25	1.03%	
24422EVN6	JOHN DEERE CAPITAL CORP	Corporate Note	50,000.00	50,041.00	46,436.00	-	268.00	46,704.00	11/03/25	1.37%	
24422EVU0	DEERE JOHN CAPITAL CORP	Corporate Note	60,000.00	59,957.40	57,540.60	-	462.00	58,002.60	01/17/24	0.47%	
3130AFW94	DEERE JOHN CAPITAL CORP	Corporate Note	40,000.00	39,974.00	37,394.40	-	466.40	37,860.80	09/10/24	0.66%	
3130ANMHW0	FEDERAL HOME LOAN BKS	Federal Agency	180,000.00	179,362.80	175,298.40	-	1,213.20	176,511.60	02/13/24	2.55%	
3130ANMHW0	FEDERAL HOME LOAN BKS	Federal Agency	100,000.00	91,169.00	88,145.00	-	2,590.00	90,735.00	08/20/26	1.21%	

**VENTURA REGIONAL SANITATION DISTRICT
CASH & CASH EQUIVALENT AND INVESTMENT REPORT
FOR THE MONTH ENDED MARCH 31, 2023**

CUSIP	Asset Name	Asset Type	Shares/Units	Cost Basis	Beginning Balance 2/28/2023	Purchase/Sale or Maturity	Market Value			Annual Yield
							Ending Balance 3/31/2023	Market Inc./(Dec)	Maturity Date	
3130APQ81	FEDERAL HOME LOAN BKS	Federal Agency	130,000.00	123,268.60	121,258.80	-	1,933.10	123,191.90	11/08/24	1.06%
313383YJ4	FEDERAL HOME LOAN BKS	Federal Agency	150,000.00	152,609.40	148,528.50	-	342.50	149,061.00	09/08/23	3.40%
313384FZ7	FEDERAL HOME LOAN BKS	Federal Agency	100,000.00	99,010.42	-	99,010.42	345.58	99,356.00	05/24/23	0.00%
3133ENWP1	FEDERAL FARM CREDIT BKS	Federal Agency	240,000.00	239,676.00	232,752.00	-	1,999.20	234,751.20	05/16/24	2.68%
3134GWZV1	F H L M C M T N	Federal Agency	140,000.00	136,850.00	125,405.00	-	3,123.40	128,528.40	10/22/25	0.71%
3135G04Z3	F N M A	Federal Agency	140,000.00	139,710.20	127,233.40	-	2,142.00	129,375.40	06/17/25	0.54%
3135G05G4	F N M A	Federal Agency	130,000.00	129,720.50	127,809.50	-	690.30	128,499.80	07/10/23	0.25%
3135G05R0	F N M A	Federal Agency	135,000.00	134,757.00	132,030.00	-	669.60	132,699.60	08/10/23	0.31%
3135G05X7	F N M A	Federal Agency	140,000.00	139,344.80	125,886.60	-	2,296.25	128,175.60	08/25/25	0.41%
3135G06G3	F N M A	Federal Agency	125,000.00	124,552.50	112,067.50	-	2,296.25	114,363.75	11/07/25	0.55%
3135G06H1	F N M A	Federal Agency	115,000.00	114,868.90	110,874.95	-	803.85	111,678.80	11/27/23	0.26%
3135G0X24	F N M A	Federal Agency	100,000.00	99,681.00	94,298.00	-	1,295.00	95,593.00	01/07/25	1.70%
3137EAEPO	F H L M C	Federal Agency	200,000.00	199,846.00	187,746.00	-	2,634.00	190,380.00	02/12/25	1.58%
3137EAEQ8	F H L M C	Federal Agency	150,000.00	149,625.00	149,098.50	-	570.00	149,668.50	04/20/23	0.38%
3137EAEK6	F H L M C	Federal Agency	130,000.00	129,945.40	128,956.10	-	572.00	129,528.10	05/05/23	0.38%
3137EAES4	F H L M C M T N	Federal Agency	180,000.00	179,474.40	177,195.60	-	995.40	178,191.00	06/26/23	0.25%
3137EAEU9	F H L M C M T N	Federal Agency	90,000.00	89,962.30	81,236.70	-	1,566.00	82,802.70	07/21/25	0.41%
3137EAEW5	F H L M C M T N	Federal Agency	200,000.00	199,977.57	194,880.00	-	1,566.00	196,036.00	09/08/23	0.26%
3137EAEX3	F H L M C M T N	Federal Agency	185,000.00	184,443.15	166,261.35	-	2,756.50	169,017.85	09/23/25	0.41%
380144AD7	GM FIN AUTO LEAS TR	Asset-Backed	15,000.00	14,998.74	14,567.70	-	70.50	14,638.20	05/20/25	0.42%
38141GXS8	GOLDMAN SACHS GROUP INC	Corporate Note	100,000.00	100,204.00	90,793.00	-	730.00	91,523.00	02/12/26	0.93%
4381BEAC8	HONDA AUTO REC OWN TR 2021 3	Asset-Backed	45,000.00	44,999.34	43,092.45	-	234.00	43,326.45	11/18/25	0.43%
43815GAC3	HONDA AUTO REC OWN TR 2021 4	Asset-Backed	40,000.00	39,991.57	37,984.80	-	219.20	38,204.00	01/21/26	0.92%
458140BY5	INTEL CORP	Corporate Note	100,000.00	100,121.00	95,102.00	-	2,605.00	97,707.00	08/05/27	3.84%
4581X0DK1	INTER AMERICAN DEVEL BK	Supra-National	135,000.00	141,925.50	126,879.75	-	2,110.05	128,989.80	03/14/25	1.83%
4581X0DZ8	INTER AMERICAN DEVEL BK	Supra-National	210,000.00	209,844.60	195,606.60	-	2,925.30	198,531.90	09/23/24	0.53%
459200K77	INTERNATIONAL BUSINESS WACHS	Corporate Note	100,000.00	101,561.00	96,644.00	-	2,264.00	98,908.00	07/27/27	4.20%
46647PCH7	JPMORGAN CHASE CO	Corporate Note	95,000.00	95,000.00	89,121.40	-	901.55	90,022.95	06/01/25	0.87%
58769KAD6	MERCEDES BENZ AUTO LEASE	Asset-Backed	59,319.27	59,314.78	62,135.17	(4,297.54)	146.36	57,983.99	11/15/24	0.41%
61748BDQ6	MORGAN STANLEY	Corporate Note	195,000.00	206,413.35	191,919.00	-	663.00	192,582.00	04/29/24	3.92%
61747YEG6	MORGAN STANLEY	Corporate Note	30,000.00	30,000.00	27,787.50	-	228.00	28,015.50	10/21/25	1.25%
63743HF7	NATIONAL RURAL UTILS COOP FIN	Corporate Note	20,000.00	19,994.60	19,118.60	-	354.20	19,472.80	06/15/25	3.54%
63873KSK4	NATIXIS N Y BRH DISC COML C P	Commercial Paper	250,000.00	243,091.39	247,335.00	-	1,045.00	248,380.00	05/19/23	0.00%
665859AW4	NORTHERN TR CORP SR NT	Corporate Note	70,000.00	70,676.20	67,804.80	-	770.70	68,575.50	05/10/27	4.08%
69371RQ66	PACCAR FINANCIAL CORP	Corporate Note	30,000.00	31,353.30	28,146.00	-	366.60	28,512.60	02/06/25	1.89%
713448EY0	PEPSICO INC	Corporate Note	30,000.00	29,940.60	29,795.40	-	104.70	29,900.10	05/01/23	0.75%
797272QN4	SAN DIEGO CA CMNTY CLG DIST REF SER	Municipal Bond /	35,000.00	35,000.00	34,577.20	-	91.00	34,668.20	08/01/23	2.02%
874857KJ3	TAMALPAIS CA UNION HIGH SCH DIST	Municipal Bond /	85,000.00	85,000.00	83,964.70	-	211.65	84,176.35	08/01/23	1.99%
87612EBM7	TARGET CORP	Corporate Note	20,000.00	19,966.00	18,021.80	-	466.00	18,487.80	01/15/27	2.11%
89236TJK2	TOYOTA MTR CR CORP	Corporate Note	60,000.00	59,866.80	52,972.20	-	1,133.40	54,105.60	06/18/26	1.25%
91159HXX1	US BANCORP	Corporate Note	100,000.00	99,911.00	96,052.00	-	75.00	96,127.00	07/30/24	2.50%
9128282A7	U S TREASURY NOTE	U.S. Treasury Bond /	100,000.00	93,941.41	90,758.00	-	2,058.00	92,816.00	08/15/26	1.62%
9128282J7	U S TREASURY NOTE	U.S. Treasury Bond /	210,000.00	214,314.84	200,944.80	-	2,436.00	203,380.80	09/30/24	2.19%
9128283Y0	U S TREASURY NOTE	U.S. Treasury Bond /	25,000.00	25,541.99	23,838.00	-	323.25	24,161.25	11/30/24	2.20%
9128283V0	U S TREASURY NOTE	U.S. Treasury Bond /	195,000.00	208,422.07	186,743.70	-	2,605.20	189,348.90	01/31/25	2.57%
9128284R8	U S TREASURY NOTE	U.S. Treasury Bond /	280,000.00	294,061.72	279,031.20	-	537.60	279,568.80	04/30/23	2.75%
9128286G0	U S TREASURY NOTE	U.S. Treasury Bond /	380,000.00	422,764.84	365,187.60	-	5,772.20	370,959.80	05/31/25	2.95%
912828R69	U S TREASURY NOTE	U.S. Treasury Bond /	200,000.00	210,304.69	194,632.00	-	1,188.00	195,820.00	02/29/24	2.43%
912828T26	U S TREASURY NOTE	U.S. Treasury Bond /	70,000.00	68,094.14	69,427.40	-	225.40	69,652.80	05/31/23	1.63%
912828V98	U S TREASURY NOTE	U.S. Treasury Bond /	130,000.00	127,201.95	121,227.10	-	670.80	127,897.90	09/30/23	1.40%
912828W71	U S TREASURY NOTE	U.S. Treasury Bond /	430,000.00	418,959.38	397,934.90	-	9,438.50	407,373.40	02/15/27	2.37%
912828WE6	U S TREASURY NOTE	U.S. Treasury Bond /	130,000.00	132,544.14	125,860.80	-	1,011.40	126,872.20	03/31/24	2.18%
912828X70	U S TREASURY NOTE	U.S. Treasury Bond /	275,000.00	277,180.66	270,498.25	-	1,053.25	271,551.50	11/15/23	2.78%
912828X88	U S TREASURY NOTE	U.S. Treasury Bond /	140,000.00	140,628.90	135,045.40	-	1,110.20	136,155.60	04/30/24	2.06%
912828Y70	U S TREASURY NOTE	U.S. Treasury Bond /	50,000.00	48,894.53	46,332.00	-	1,158.50	47,490.50	05/15/27	2.50%
91282CAM3	U S TREASURY NOTE	U.S. Treasury Bond /	200,000.00	196,335.94	179,296.00	-	3,728.00	183,024.00	09/30/25	0.27%

**VENTURA REGIONAL SANITATION DISTRICT
CASH & CASH EQUIVALENT AND INVESTMENT REPORT
FOR THE MONTH ENDED MARCH 31, 2023**

CUSIP	Asset Name	Asset Type	Shares/Units	Cost Basis	Beginning Balance 2/28/2023	Purchase/Sale or Maturity	Market Value		Ending Balance 3/31/2023	Maturity Date	Annual Yield
							Market Inc./(Dec)	Market Value			
91282CAT8	U S TREASURY NOTE	U.S. Treasury Bond /	150,000.00	148,669.92	133,957.50	-	2,806.50	136,764.00	10/31/25	0.27%	
91282CBC4	U S TREASURY NOTE	U.S. Treasury Bond /	600,000.00	589,750.00	535,290.00	-	11,598.00	546,888.00	12/31/25	0.41%	
91282CBH3	U S TREASURY NOTE	U.S. Treasury Bond /	460,000.00	449,702.74	408,627.20	-	8,947.00	417,574.20	01/31/26	0.41%	
91282CBQ3	U S TREASURY NOTE	U.S. Treasury Bond /	130,000.00	122,961.72	115,572.60	-	2,580.50	118,153.10	02/28/26	0.55%	
91282CBT7	U S TREASURY NOTE	U.S. Treasury Bond /	100,000.00	96,148.44	89,481.00	-	2,007.00	91,488.00	03/31/26	0.82%	
91282CBV2	U S TREASURY NOTE	U.S. Treasury Bond /	95,000.00	90,524.61	90,098.00	-	831.25	90,929.25	04/15/24	0.39%	
91282CCD1	U S TREASURY NOTE	U.S. Treasury Bond /	1,075,000.00	1,055,406.26	1,062,282.75	-	4,880.50	1,067,163.25	05/31/23	0.13%	
91282CCJ8	U S TREASURY NOTE	U.S. Treasury Bond /	425,000.00	429,316.41	378,781.25	-	8,750.75	387,532.00	06/30/26	0.96%	
91282CCN9	U S TREASURY NOTE	U.S. Treasury Bond /	100,000.00	97,273.44	97,988.00	-	500.00	98,488.00	07/31/23	0.13%	
91282CCP4	U S TREASURY NOTE	U.S. Treasury Bond /	200,000.00	193,828.13	176,196.00	-	4,210.00	180,406.00	07/31/26	0.69%	
91282CCU3	U S TREASURY NOTE	U.S. Treasury Bond /	365,000.00	364,144.53	356,203.50	-	1,981.95	358,185.45	08/31/23	0.13%	
91282CCZ2	U S TREASURY NOTE	U.S. Treasury Bond /	110,000.00	109,377.34	97,307.10	-	2,312.20	99,619.30	09/30/26	0.97%	
91282CDD0	U S TREASURY NOTE	U.S. Treasury Bond /	380,000.00	375,357.81	368,334.00	-	2,375.00	370,709.00	10/31/23	0.38%	
91282CDG3	U S TREASURY NOTE	U.S. Treasury Bond /	285,000.00	266,732.03	253,872.30	-	6,067.65	259,939.95	10/31/26	1.23%	
91282CDH1	U S TREASURY NOTE	U.S. Treasury Bond /	255,000.00	249,279.50	237,598.80	-	3,465.45	241,064.25	11/15/24	0.79%	
91282CDZ1	U S TREASURY NOTE	U.S. Treasury Bond /	310,000.00	298,321.49	290,866.80	-	4,467.80	295,324.60	02/15/25	1.57%	
91282CER8	U S TREASURY NOTE	U.S. Treasury Bond /	130,000.00	129,766.41	125,886.80	-	1,198.60	127,085.40	05/31/24	2.56%	
923040GU7	VENTURA CNTY CA CMNTY CLG DIST TXBL	Municipal Bond /	130,000.00	130,000.00	124,579.00	-	924.30	125,503.30	08/01/24	1.86%	
931142EX7	WALMART INC	Corporate Note	100,000.00	100,162.00	97,399.00	-	2,479.00	99,878.00	09/09/27	3.95%	
977123X60	WISCONSIN ST TRANS REV TAXABLE REF	Municipal Bond /	100,000.00	100,000.00	94,386.00	-	762.00	95,148.00	07/01/24	0.66%	
98163KAC6	WORLD OMNI AUTO REC TR	Asset-Backed	50,000.00	49,993.19	47,324.50	-	356.50	47,681.00	10/15/26	0.85%	
VENTURA REGIONAL SANITATION DISTRICT-TOLAND Total				\$ 14,616,399.40	\$ 13,759,704.10	\$ (80,878.75)	\$ 347,308.86	\$ 14,026,134.21			
CAMP POOL	FEDERATED GOVERNMENT OBLIGATIONS	Money Market Funds	7,343.61	7,343.61	48,631.83	-	(41,288.22)	7,343.61	NA	NA	
023135BW5	AMAZON COM INC	U.S. Treasury Bond /	45,000.00	44,934.30	42,572.70	-	556.20	43,128.90	05/12/24	0.47%	
91282CCU3	U S TREASURY NOTE	U.S. Treasury Bond /	SOLD	SOLD	97,590.00	(98,121.09)	531.09	-	08/31/23	0.13%	
025816CC1	AMERICAN EXPRESS CO	U.S. Treasury Bond /	55,000.00	57,204.40	53,867.55	-	267.85	54,135.40	02/22/24	3.45%	
025816CM9	AMERICAN EXPRESS CO SR	U.S. Treasury Bond /	30,000.00	29,786.70	26,534.10	-	397.50	26,931.60	11/04/26	1.84%	
040654XU4	ARIZONA ST TRANSPRTN BRD HIGHWAY	Federal Agency	30,000.00	30,063.00	27,706.20	-	450.30	28,156.50	05/11/25	1.20%	
06406RBA4	BANK OF NY MELLON CORP	Federal Agency	50,000.00	50,000.00	48,329.50	-	81.50	48,411.00	07/01/24	2.02%	
13077DQD7	CALIFORNIA ST UNIV REV SYSTEMWIDE	Federal Agency	35,000.00	35,042.35	31,409.70	-	164.15	31,573.85	01/26/27	2.27%	
14041NFY2	CAPITAL ONE MULTI TR	U.S. Treasury Bond /	15,000.00	15,000.00	13,507.35	-	274.45	13,771.80	11/01/25	0.94%	
14913Q2V0	CATERPILLAR FINL SERVICE	U.S. Treasury Bond /	30,000.00	29,995.87	27,963.90	-	262.40	28,236.00	11/16/26	1.10%	
172967MX6	CITIGROUP INC	Corporate Note	35,000.00	35,822.50	34,027.70	-	268.80	34,296.50	05/17/24	2.91%	
172967ND9	CITIGROUP INC	Corporate Note	15,000.00	15,000.00	14,166.00	-	84.15	14,250.15	05/01/25	1.03%	
24422EVN6	JOHN DEERE CAPITAL CORP	Corporate Note	50,000.00	50,041.00	46,436.00	-	268.00	46,704.00	11/03/25	1.37%	
254687FK7	WALT DISNEY COMPANY THE	Corporate Note	50,000.00	49,964.50	47,950.50	-	385.00	48,335.50	01/17/24	0.47%	
3130AFW94	FEDERAL HOME LOAN BKS	Corporate Note	50,000.00	49,796.00	47,521.00	-	605.00	48,126.00	08/30/24	1.82%	
3130AJHU6	FEDERAL HOME LOAN BKS	Federal Agency	65,000.00	64,769.90	63,302.20	-	438.10	63,740.30	02/13/24	2.55%	
3130ANWH0	FEDERAL HOME LOAN BKS	Federal Agency	45,000.00	44,776.80	41,177.25	-	679.95	41,857.20	04/14/25	0.54%	
3130APQ81	FEDERAL HOME LOAN BKS	Federal Agency	75,000.00	68,376.75	66,108.75	-	1,942.50	68,051.25	08/20/26	1.21%	
3130APQ81	FEDERAL HOME LOAN BKS	Federal Agency	40,000.00	37,928.80	37,310.40	-	594.80	37,905.20	11/08/24	1.06%	
313383QR5	FEDERAL HOME LOAN BKS	Federal Agency	50,000.00	52,689.00	49,765.50	-	100.00	49,865.50	06/09/23	3.26%	
3133ENWP1	FEDERAL FARM CREDIT BKS	Federal Agency	90,000.00	89,878.50	87,282.00	-	749.70	88,031.70	05/16/24	2.68%	
3134GWZV1	F H L M C M T N	Federal Agency	45,000.00	43,987.50	40,308.75	-	1,003.95	41,312.70	04/22/25	0.71%	
3135G03U5	F N M A DEB	Federal Agency	100,000.00	99,794.00	91,572.00	-	1,404.00	92,976.00	06/17/25	0.67%	
3135G04Z3	F N M A	Federal Agency	35,000.00	34,927.55	31,808.35	-	535.50	32,343.85	06/17/25	0.54%	
3135G05G4	F N M A	Federal Agency	120,000.00	119,946.75	117,978.00	-	637.20	118,615.20	07/10/23	0.25%	
3135G05R7	F N M A	Federal Agency	45,000.00	44,919.00	44,010.00	-	223.20	44,233.20	08/10/23	0.31%	
3135G06G3	F N M A	Federal Agency	25,000.00	24,883.00	22,479.75	-	408.75	22,888.50	08/25/25	0.41%	
3135G06H1	F N M A	Federal Agency	40,000.00	39,856.80	35,861.60	-	734.80	36,596.40	11/07/25	0.55%	
3135G06H1	F N M A	Federal Agency	40,000.00	39,954.40	38,565.20	-	279.60	38,844.80	11/27/23	0.26%	
3137EAEP0	F H L M C	Federal Agency	30,000.00	29,976.90	28,161.90	-	395.10	28,557.00	02/12/25	1.58%	
3137EAER6	F H L M C	Federal Agency	50,000.00	49,979.00	49,598.50	-	220.00	49,818.50	05/05/23	0.38%	

**VENTURA REGIONAL SANITATION DISTRICT
CASH & CASH EQUIVALENT AND INVESTMENT REPORT
FOR THE MONTH ENDED MARCH 31, 2023**

CUSIP	Asset Name	Asset Type	Shares/Units	Cost Basis	Beginning Balance 2/28/2023	Purchase/Sale or Maturity	Market Value			Annual Yield
							Ending Balance 3/31/2023	Market Inc./(Dec)	Ending Balance 3/31/2023	
3137EAES4	F H L M C M T N	Federal Agency	60,000.00	59,824.80	59,065.20	-	331.80	59,397.00	0.25%	
3137EAU9	F H L M C M T N	Federal Agency	30,000.00	29,860.60	27,078.90	-	522.00	27,600.90	0.41%	
3137EAEW5	F H L M C	Federal Agency	75,000.00	74,993.19	73,000.00	-	433.50	73,513.50	0.26%	
3137EAX3	F H L M C M T N	Federal Agency	60,000.00	59,819.40	53,922.60	-	894.00	54,816.60	0.41%	
380144AD7	GM FIN AUTO LEAS TR	Asset-Backed	5,000.00	4,999.58	4,855.90	-	23.50	4,879.40	0.42%	
38141GXS8	GOLDMAN SACHS GROUP INC	Corporate Note	35,000.00	35,071.40	31,777.55	-	255.50	32,033.05	0.93%	
43815GAC3	HONDA AUTO REC OWN TR 2021 4	Asset-Backed	15,000.00	14,996.84	14,244.30	-	82.20	14,326.50	0.92%	
458140BY5	INTEL CORP	Corporate Note	35,000.00	35,042.35	33,285.70	-	911.75	34,197.45	3.84%	
4581X0DK1	INTER AMERICAN DEVEL BK	Supra-National	45,000.00	47,308.50	42,293.25	-	703.35	42,996.60	1.83%	
4581X0DZ8	INTER AMERICAN DEVEL BK	Supra-National	70,000.00	69,948.20	65,202.20	-	975.10	66,177.30	0.53%	
459200K77	INTERNATIONAL BUSINESS WACHS	Corporate Note	35,000.00	35,546.35	33,825.40	-	792.40	34,617.80	4.20%	
46647PCH7	JPMORGAN CHASE CO	Corporate Note	30,000.00	30,000.00	28,143.60	-	284.70	28,428.30	0.87%	
58769KAD6	MERCEDES BENZ AUTO LEASE	Asset-Backed	18,252.08	18,250.70	19,118.51	(1,322.32)	45.04	17,841.23	0.41%	
61746BDQ6	MORGAN STANLEY	Corporate Note	70,000.00	74,097.10	68,894.00	-	238.00	69,132.00	3.92%	
61747YEG6	MORGAN STANLEY	Corporate Note	20,000.00	20,000.00	18,525.00	-	152.00	18,677.00	1.25%	
63743HFET	NATIONAL RURAL UTILS COOP FIN	Corporate Note	10,000.00	9,997.30	9,559.30	-	177.10	9,736.40	3.54%	
63873KSK4	NATIXIS NY BRH DISC COML C P	Commercial Paper	125,000.00	121,545.69	123,667.50	-	522.50	124,190.00	0.00%	
665859AW4	NORTHERN TR CORP SR NT	Corporate Note	25,000.00	25,241.50	24,216.00	-	275.25	24,491.25	4.08%	
69371RQ66	PACCAR FINANCIAL CORP	Corporate Note	10,000.00	10,451.10	9,382.00	-	122.20	9,504.20	1.89%	
713448FB9	PEPSICO INC	Corporate Note	20,000.00	19,988.60	19,424.60	-	108.40	19,533.00	0.41%	
797272QN4	SAN DIEGO CA CMNTY CLG DIST REF SER	Municipal Bond /	15,000.00	15,000.00	14,818.80	-	39.00	14,857.80	2.02%	
874857KJ3	TAMALPAIS CA UNION HIGH SCH DIST	Municipal Bond /	40,000.00	40,000.00	39,512.80	-	99.60	39,612.40	1.99%	
87612EBM7	TARGET CORP	Corporate Note	5,000.00	4,991.50	4,505.45	-	116.50	4,621.95	2.11%	
89236TJK2	TOYOTA MTR CR CORP	Corporate Note	20,000.00	19,955.60	17,657.40	-	377.80	18,035.20	2.11%	
91159HX1	US BANCORP	Corporate Note	40,000.00	39,964.40	38,420.80	-	30.00	38,450.80	2.50%	
9128282A7	U S TREASURY NOTE	U.S. Treasury Bond /	180,000.00	168,572.27	163,364.40	-	3,704.40	167,068.80	1.62%	
9128282R0	U S TREASURY NOTE	U.S. Treasury Bond /	50,000.00	45,718.75	45,965.00	-	1,201.00	47,166.00	2.39%	
9128282Y5	U S TREASURY NOTE	U.S. Treasury Bond /	60,000.00	61,291.79	57,412.80	-	696.00	58,108.80	2.19%	
9128283F5	U S TREASURY NOTE	U.S. Treasury Bond /	100,000.00	93,683.59	91,625.00	-	2,438.00	94,063.00	2.39%	
9128283J7	U S TREASURY NOTE	U.S. Treasury Bond /	15,000.00	15,325.20	14,302.80	-	193.95	14,496.75	2.20%	
9128283W8	U S TREASURY NOTE	U.S. Treasury Bond /	100,000.00	95,675.78	95,675.78	95,675.78	379.22	96,055.00	2.86%	
9128284L1	U S TREASURY NOTE	U.S. Treasury Bond /	125,000.00	131,699.22	124,567.50	-	240.00	124,807.50	2.75%	
9128284R8	U S TREASURY NOTE	U.S. Treasury Bond /	100,000.00	111,253.91	96,102.00	-	1,519.00	97,621.00	2.95%	
912828W48	U S TREASURY NOTE	U.S. Treasury Bond /	30,000.00	30,011.72	29,124.60	-	186.30	29,310.90	2.17%	
912828W71	U S TREASURY NOTE	U.S. Treasury Bond /	65,000.00	66,226.37	62,930.40	-	505.70	63,436.10	2.18%	
912828X88	U S TREASURY NOTE	U.S. Treasury Bond /	60,000.00	58,673.44	55,598.40	-	1,390.20	56,988.60	2.50%	
912828XZ8	U S TREASURY NOTE	U.S. Treasury Bond /	50,000.00	55,498.05	47,888.50	-	771.50	48,660.00	2.83%	
91282CAH4	U S TREASURY NOTE	U.S. Treasury Bond /	175,000.00	149,856.44	148,435.00	-	4,102.00	152,537.00	0.57%	
91282CAM3	U S TREASURY NOTE	U.S. Treasury Bond /	100,000.00	98,167.97	89,648.00	-	1,864.00	91,512.00	0.27%	
91282CAT8	U S TREASURY NOTE	U.S. Treasury Bond /	40,000.00	39,645.31	35,722.00	-	748.40	36,470.40	0.27%	
91282CBC4	U S TREASURY NOTE	U.S. Treasury Bond /	110,000.00	108,086.72	98,136.50	-	2,126.30	100,262.80	0.41%	
91282CBH3	U S TREASURY NOTE	U.S. Treasury Bond /	210,000.00	205,244.92	186,547.20	-	4,084.50	190,631.70	0.41%	
91282CCD1	U S TREASURY NOTE	U.S. Treasury Bond /	50,000.00	49,337.89	49,408.50	-	227.00	49,635.50	0.13%	
91282CCJ8	U S TREASURY NOTE	U.S. Treasury Bond /	105,000.00	106,066.41	93,581.25	-	2,161.95	95,743.20	0.96%	
91282CCP4	U S TREASURY NOTE	U.S. Treasury Bond /	110,000.00	106,605.47	96,907.80	-	2,315.50	99,223.30	0.69%	
91282CCW9	U S TREASURY NOTE	U.S. Treasury Bond /	80,000.00	78,287.50	70,606.40	-	1,693.60	72,300.00	0.83%	
91282CDD0	U S TREASURY NOTE	U.S. Treasury Bond /	160,000.00	157,202.35	155,088.00	-	1,000.00	156,088.00	0.38%	
91282CDG3	U S TREASURY NOTE	U.S. Treasury Bond /	85,000.00	81,977.73	75,716.30	-	1,809.65	77,525.95	1.23%	
91282CDS7	U S TREASURY NOTE	U.S. Treasury Bond /	50,000.00	47,347.66	47,347.66	47,347.66	37.34	47,385.00	1.19%	
91282CFE6	U S TREASURY NOTE	U.S. Treasury Bond /	100,000.00	97,562.50	96,539.00	-	1,582.00	98,121.00	3.18%	
91282CGD7	U S TREASURY NOTE	U.S. Treasury Bond /	40,000.00	39,948.44	39,551.60	-	484.40	40,036.00	4.25%	
923040GU7	VENTURA CNTY CA CMNTY CLG DIST TXBL	Municipal Bond /	40,000.00	40,000.00	38,332.00	-	284.40	38,616.40	1.86%	
931142EX7	WALMART INC	Corporate Note	35,000.00	35,056.70	34,089.65	-	867.65	34,957.30	3.95%	

**VENTURA REGIONAL SANITATION DISTRICT
CASH & CASH EQUIVALENT AND INVESTMENT REPORT
FOR THE MONTH ENDED MARCH 31, 2023**

CUSIP	Asset Name	Asset Type	Shares/Units	Cost Basis	Beginning Balance 2/28/2023	Purchase/Sale or Maturity	Market Value		Ending Balance 3/31/2023	Maturity Date	Annual Yield
							Market Inc./(Dec)	\$			
977123X60	WISCONSIN ST TRANSN REV TAXABLE REF	Municipal Bond /	35,000.00	\$ 35,000.00	\$ 33,035.10	-	\$ 21,048.87	\$ 33,301.80	07/01/24	0.66%	
	VENTURA REGIONAL SANITATION DISTRICT-COASTAL Total										
			4,765,596	\$ 4,712,547.68	\$ 4,458,206.64	\$ 43,580.03	\$	\$ 4,522,835.54			
CAMP POOL	FEDERATED GOVERNMENT OBLIGATIONS	Money Market Funds	5,405.33	5,405.33	10,175.15	-	(4,769.82)	5,405.33	NA	NA	
023135BW5	AMAZON COM INC	Federal Agency	45,000.00	44,934.30	42,572.70	-	556.20	43,128.90	05/12/24	0.47%	
313382AX1	FEDERAL HOME LOAN BKS	Federal Agency	MATURED	MATURED	59,362.80	(60,000.00)	37.20	-	03/10/23	2.13%	
912828X70	U S TREASURY NOTE	U.S. Treasury Bond /	SOLD	SOLD	19,292.20	(19,458.59)	166.39	-	04/30/24	2.07%	
91282CCL3	U S TREASURY NOTE	U.S. Treasury Bond /	SOLD	SOLD	32,827.55	(33,219.92)	392.37	-	07/15/24	0.40%	
025816CC1	AMERICAN EXPRESS CO	Federal Agency	50,000.00	52,004.00	48,970.50	-	243.50	49,214.00	02/22/24	3.45%	
025816CM9	AMERICAN EXPRESS CO SR	U.S. Treasury Bond /	40,000.00	39,715.60	35,378.80	-	530.00	35,908.80	11/04/26	1.84%	
037833D14	APPLE INC	U.S. Treasury Bond /	45,000.00	45,094.50	41,559.30	-	675.45	42,234.75	05/11/25	1.20%	
040654XU4	ARIZONA ST TRANSPRTN BRD HIGHWAY	U.S. Treasury Bond /	70,000.00	70,000.00	67,661.30	-	114.10	67,775.40	07/01/24	2.02%	
06406RBA4	BANK OF NY MELLON CORP	U.S. Treasury Bond /	35,000.00	35,042.35	31,409.70	-	164.15	31,573.85	01/26/27	2.27%	
13077DQD7	CALIFORNIA ST UNIV REV SYSTEMWIDE	Federal Agency	15,000.00	15,000.00	13,507.35	-	264.45	13,771.80	11/01/25	0.94%	
14041NFY2	CAPITAL ONE MULTI TR	Federal Agency	35,000.00	34,995.18	32,624.55	-	317.45	32,942.00	11/16/26	1.10%	
14913Q2V0	CATERPILLAR FINL SERVICE	Federal Agency	40,000.00	40,940.00	38,888.80	-	307.20	39,196.00	05/17/24	2.91%	
172967MX6	CITIGROUP INC	Corporate Note	20,000.00	20,000.00	18,888.00	-	112.20	19,000.20	05/01/25	1.03%	
172967ND9	CITIGROUP INC	Corporate Note	55,000.00	55,045.10	51,079.60	-	294.80	51,374.40	11/03/25	1.37%	
24422EVN6	JOHN DEERE CAPITAL CORP	Corporate Note	130,000.00	129,907.70	124,671.30	-	1,001.00	125,672.30	01/17/24	0.47%	
254687FK7	WALT DISNEY COMPANY THE	Corporate Note	60,000.00	59,755.20	57,025.20	-	726.00	57,751.20	08/30/24	1.82%	
3130ANMH0	FEDERAL HOME LOAN BKS	Federal Agency	75,000.00	68,376.75	66,108.75	-	1,942.50	68,051.25	08/20/26	1.21%	
3130APQ81	FEDERAL HOME LOAN BKS	Federal Agency	50,000.00	47,411.00	46,638.00	-	744.50	47,381.50	11/08/24	1.06%	
3130ATVD6	FEDERAL HOME LOAN BKS	Federal Agency	70,000.00	70,317.80	69,622.70	-	744.80	70,367.50	09/13/24	4.85%	
3133ENWP1	FEDERAL FARM CREDIT BKS	Federal Agency	30,000.00	29,959.50	29,094.00	-	249.90	29,343.90	05/16/24	2.68%	
3133X8L34	FEDERAL HOME LOAN BKS	Federal Agency	50,000.00	60,370.00	50,193.50	-	410.00	50,603.50	09/09/24	5.30%	
3134GWZV1	F H L M C M T N	Federal Agency	55,000.00	53,762.50	49,266.25	-	1,227.05	50,493.30	10/22/25	0.71%	
3135G04Z3	F N M A	Federal Agency	49,896.50	49,896.50	45,440.50	-	765.00	46,205.50	06/17/25	0.54%	
3135G05G4	F N M A	Federal Agency	120,000.00	119,946.75	117,978.00	-	637.20	118,615.20	07/10/23	0.25%	
3135G05X7	F N M A	Federal Agency	45,000.00	44,789.40	40,463.55	-	735.75	41,199.30	08/25/25	0.41%	
3135G06G3	F N M A	Federal Agency	45,000.00	44,838.90	40,344.30	-	826.65	41,170.95	11/07/25	0.55%	
3135G06H1	F N M A	Federal Agency	40,000.00	39,954.40	38,565.20	-	279.60	38,844.80	11/27/23	0.26%	
3135G0X24	F N M A	Federal Agency	70,000.00	69,776.70	66,008.60	-	906.50	66,915.10	01/07/25	1.70%	
3137EAEPO	F H L M C	Federal Agency	75,000.00	74,942.25	70,404.75	-	987.75	71,392.50	02/12/25	1.58%	
3137EAEQ8	F H L M C	Federal Agency	40,000.00	39,900.00	39,759.60	-	152.00	39,911.60	04/20/23	0.38%	
3137EAES4	F H L M C M T N	Federal Agency	70,000.00	69,795.60	68,909.40	-	387.10	69,296.50	06/26/23	0.25%	
3137EAEU9	F H L M C M T N	Federal Agency	130,000.00	129,797.60	117,341.90	-	2,262.00	119,603.90	07/21/25	0.41%	
3137EAEW5	F H L M C	Federal Agency	80,000.00	79,991.54	77,952.00	-	462.40	78,414.40	09/08/23	0.26%	
380144AD7	GM FIN AUTO LEAS TR	Asset-Backed	5,000.00	4,999.58	4,855.90	-	23.50	4,879.40	05/20/25	0.42%	
38141GX58	GOLDMAN SACHS GROUP INC	Corporate Note	40,000.00	40,081.60	36,317.20	-	292.00	36,609.20	02/12/26	0.93%	
43815GAC3	HONDA AUTO REC OWNR TR 2021 4	Asset-Backed	15,000.00	14,996.84	14,244.30	-	82.20	14,326.50	01/21/26	0.92%	
458140BY5	INTEL CORP	Corporate Note	40,000.00	40,048.40	38,040.80	-	1,042.00	39,082.80	08/05/27	3.84%	
4581X0DK1	INTER AMERICAN DEVEL BK	Supra-National	50,000.00	52,565.00	46,992.50	-	781.50	47,774.00	03/14/25	1.83%	
4581X0DZ8	INTER AMERICAN DEVEL BK	Supra-National	80,000.00	79,940.80	74,516.80	-	1,114.40	75,631.20	09/23/24	0.53%	
459200KT7	INTERNATIONAL BUSINESS MACHS	Corporate Note	30,000.00	30,468.30	28,993.20	-	679.20	29,672.40	07/27/27	4.20%	
46647PC77	JPMORGAN CHASE CO	Corporate Note	40,000.00	40,000.00	37,524.80	(1,322.32)	379.60	37,904.40	06/01/25	0.87%	
58769KAD6	MERCEDES BENZ AUTO LEASE	Asset-Backed	18,252.08	18,250.70	19,118.51	-	45.04	17,841.23	11/15/24	0.41%	
61746BDQ6	MORGAN STANLEY	Corporate Note	50,000.00	52,926.50	49,210.00	-	170.00	49,380.00	04/29/24	3.92%	
61747YEG6	MORGAN STANLEY	Corporate Note	25,000.00	25,000.00	23,156.25	-	190.00	23,346.25	10/21/25	1.25%	
63743HF74	NATIONAL RURAL UTILS COOP FIN	Corporate Note	10,000.00	9,997.30	9,559.30	-	177.10	9,736.40	06/15/25	3.54%	
63873KSK4	NATIXIS N Y BRH DISC COML C P	Commercial Paper	225,000.00	218,782.25	222,601.50	-	940.50	223,542.00	05/19/23	0.00%	
665859AW4	NORTHERN TR CORP SR NT	Corporate Note	25,000.00	25,241.50	24,216.00	-	275.25	24,491.25	05/10/27	4.08%	
69371RQ66	PACCAR FINANCIAL CORP	Corporate Note	15,000.00	15,676.65	14,073.00	-	183.30	14,256.30	02/06/25	1.89%	
713448EY0	PEPSICO INC	Corporate Note	10,000.00	9,980.20	9,931.80	-	34.90	9,966.70	05/01/23	0.75%	

**VENTURA REGIONAL SANITATION DISTRICT
CASH & CASH EQUIVALENT AND INVESTMENT REPORT
FOR THE MONTH ENDED MARCH 31, 2023**

CUSIP	Asset Name	Asset Type	Shares/Units	Cost Basis	Beginning Balance 2/28/2023	Purchase/Sale or Maturity	Market Value		Annual Yield
							Market Inc./(Dec)	Ending Balance 3/31/2023	
713448FB9	PEPSICO INC	Corporate Note	20,000.00	19,988.60	19,424.60	-	108.40	19,533.00	0.41%
797272QN4	SAN DIEGO CA CMNTY CLG DIST REF SER	Municipal Bond /	20,000.00	20,000.00	19,758.40	-	52.00	19,810.40	2.02%
874857KJ3	TAMALPAIS CA UNION HIGH SCH DIST	Municipal Bond /	55,000.00	55,000.00	54,330.10	-	136.95	54,467.05	1.99%
87612EBM7	TARGET CORP	Corporate Note	5,000.00	4,991.50	4,505.45	-	116.50	4,621.95	2.11%
89236TJK2	TOYOTA MTR CR CORP	Corporate Note	25,000.00	24,944.50	22,071.75	-	472.25	22,544.00	1.25%
91159HHX1	US BANCORP	Corporate Note	60,000.00	59,946.60	57,631.20	-	45.00	57,676.20	2.50%
9128282A7	U S TREASURY NOTE	U.S. Treasury Bond /	175,000.00	163,987.11	158,826.50	-	3,601.50	162,428.00	1.62%
9128282F0	U S TREASURY NOTE	U.S. Treasury Bond /	160,000.00	148,397.66	147,088.00	-	3,843.20	150,931.20	2.39%
9128282Y5	U S TREASURY NOTE	U.S. Treasury Bond /	30,000.00	30,616.40	52,628.40	(24,201.17)	627.17	29,054.40	2.19%
9128283W8	U S TREASURY NOTE	U.S. Treasury Bond /	125,000.00	117,962.89	70,172.25	47,837.89	2,058.61	120,068.75	2.86%
9128284R8	U S TREASURY NOTE	U.S. Treasury Bond /	140,000.00	155,755.47	134,542.80	-	2,126.60	136,669.40	2.95%
912828J27	U S TREASURY NOTE	U.S. Treasury Bond /	30,000.00	32,323.83	28,434.30	-	408.00	28,842.30	2.08%
912828T26	U S TREASURY NOTE	U.S. Treasury Bond /	90,000.00	88,062.89	88,080.30	-	464.40	88,544.70	1.40%
912828V98	U S TREASURY NOTE	U.S. Treasury Bond /	110,000.00	107,211.33	101,797.30	-	2,414.50	104,211.80	2.37%
912828W48	U S TREASURY NOTE	U.S. Treasury Bond /	45,000.00	43,693.95	43,686.90	-	279.45	43,966.35	2.17%
912828WE6	U S TREASURY NOTE	U.S. Treasury Bond /	165,000.00	166,308.40	162,298.95	-	631.95	162,930.90	2.78%
91282CAH4	U S TREASURY NOTE	U.S. Treasury Bond /	125,000.00	106,728.52	106,025.00	-	2,930.00	108,955.00	0.57%
91282CAT8	U S TREASURY NOTE	U.S. Treasury Bond /	60,000.00	59,467.97	53,583.00	-	1,122.60	54,705.60	0.27%
91282CBC4	U S TREASURY NOTE	U.S. Treasury Bond /	210,000.00	206,450.98	187,351.50	-	4,059.30	191,410.80	0.41%
91282CBH3	U S TREASURY NOTE	U.S. Treasury Bond /	160,000.00	156,395.32	142,131.20	-	3,112.00	145,243.20	0.41%
91282CCP4	U S TREASURY NOTE	U.S. Treasury Bond /	165,000.00	159,908.20	145,361.70	-	3,473.25	148,834.95	0.69%
91282CCU3	U S TREASURY NOTE	U.S. Treasury Bond /	25,000.00	24,941.41	24,397.50	-	135.75	24,533.25	0.13%
91282CCW9	U S TREASURY NOTE	U.S. Treasury Bond /	35,000.00	34,250.78	30,890.30	-	740.95	31,631.25	0.83%
91282CCZ2	U S TREASURY NOTE	U.S. Treasury Bond /	65,000.00	64,796.88	57,499.65	-	1,366.30	58,865.95	0.97%
91282CDD0	U S TREASURY NOTE	U.S. Treasury Bond /	160,000.00	157,995.31	155,088.00	-	1,000.00	156,088.00	0.38%
91282CDG3	U S TREASURY NOTE	U.S. Treasury Bond /	55,000.00	53,014.84	48,992.90	-	1,170.95	50,163.85	1.23%
91282CDN8	U S TREASURY NOTE	U.S. Treasury Bond /	50,000.00	46,796.88	46,670.00	-	711.00	47,381.00	1.06%
91282CDR9	U S TREASURY NOTE	U.S. Treasury Bond /	60,000.00	59,107.03	57,869.40	-	375.00	58,244.40	0.77%
91282CDZ1	U S TREASURY NOTE	U.S. Treasury Bond /	70,000.00	65,594.92	65,679.60	-	1,006.60	66,686.20	1.57%
91282CEQ0	U S TREASURY NOTE	U.S. Treasury Bond /	70,000.00	66,901.95	-	66,901.95	1,260.55	68,162.50	2.82%
91282CER8	U S TREASURY NOTE	U.S. Treasury Bond /	100,000.00	99,820.31	96,836.00	-	922.00	97,758.00	2.56%
91282CFK2	U S TREASURY NOTE	U.S. Treasury Bond /	45,000.00	44,344.34	43,816.95	-	752.40	44,569.35	3.53%
91282CFM8	U S TREASURY NOTE	U.S. Treasury Bond /	100,000.00	101,900.00	64,660.05	35,544.14	1,678.81	101,883.00	4.05%
91282CFZ9	U S TREASURY NOTE	U.S. Treasury Bond /	85,000.00	86,032.62	83,787.90	-	2,095.25	85,883.15	3.84%
923040GU7	VENTURA CNTY CA CMNTY CLG DIST TXBL	Municipal Bond /	60,000.00	60,000.00	57,498.00	-	426.60	57,924.60	1.86%
931142EX7	WALMART INC	Corporate Note	40,000.00	40,064.80	38,959.60	-	991.60	39,951.20	3.95%
977123X60	WISCONSIN ST TRANSN REV TAXABLE REF	Municipal Bond /	45,000.00	45,000.00	42,473.70	-	342.90	42,816.60	0.66%
VENTURA REGIONAL SANITATION DISTRICT-BAILLARD Total					\$ 5,128,786.81	\$ 5,209,191.91	\$ 68,323.12	\$ 5,209,191.91	
Grand Total					\$ 31,116,940.33	\$ 31,784,426.73	\$ 694,730.88	\$ 31,784,426.73	

See page 9 of 9 for securities sold or matured for the month ended Mar. 31, 2023.

**VENTURA REGIONAL SANITATION DISTRICT
SECURITIES SOLD OR MATURED AS OF MARCH 31, 2023**

Settle Date	CUSIP	Transaction	Description	Interest Rate	Maturity Date	Par	Principal Proceeds	Purchase Cost	Realized G/L Cost this FY	Realized G/L Amortized Cost
03/31/2023	912828Q29	MATURED PAR VALUE OF U S TREASURY NT	1.500%	3/31/23	200,000.00	200,000.00	188,000.00	12,000.00	-	-
		VENTURA REGIONAL SANITATION DISTRICT-MAIN: 1077 Total			\$ 200,000.00	\$ 200,000.00	\$ 188,000.00	\$ 12,000.00	\$ -	\$ -
03/10/2023	313382AX1	MATURED PAR VALUE OF F H L B DEB	2.125%	3/10/23	95,000.00	95,000.00	99,283.55	(4,283.55)	-	-
03/31/2023	912828Q29	MATURED PAR VALUE OF U S TREASURY NT	1.500%	3/31/23	80,000.00	80,000.00	82,206.25	(2,206.25)	-	-
		VENTURA REGIONAL SANITATION DISTRICT-TOLAND: 1078 Total			\$ 175,000.00	\$ 175,000.00	\$ 181,489.80	\$ (6,489.80)	\$ -	\$ -
03/30/2023	91282CCU3	SOLD PAR VALUE OF U S TREASURY NT	0.125%	8/31/23	100,000.00	98,121.09	99,765.63	(1,644.54)	(1,829.47)	(1,829.47)
		VENTURA REGIONAL SANITATION DISTRICT-COASTAL: 1079 Total			\$ 100,000.00	\$ 98,121.09	\$ 99,765.63	\$ (1,644.54)	\$ (1,829.47)	\$ (1,829.47)
03/10/2023	313382AX1	MATURED PAR VALUE OF F H L B DEB	2.125%	3/10/23	60,000.00	60,000.00	62,705.40	(2,705.40)	-	-
03/30/2023	91282CCL3	SOLD PAR VALUE OF U S TREASURY NT	0.375%	7/15/24	35,000.00	33,219.92	35,047.85	(1,827.93)	(1,801.11)	(1,801.11)
03/30/2023	912828X70	SOLD PAR VALUE OF U S TREASURY NT	2.000%	4/30/24	20,000.00	19,458.59	20,089.84	(631.25)	(561.32)	(561.32)
03/30/2023	9128282Y5	SOLD PAR VALUE OF U S TREASURY NT	2.125%	9/30/24	25,000.00	24,201.17	25,543.17	(1,342.00)	(967.68)	(967.68)
		VENTURA REGIONAL SANITATION DISTRICT-BAILLARD: 1080 Total			\$ 140,000.00	\$ 136,879.68	\$ 143,386.26	\$ (6,506.58)	\$ (3,330.11)	\$ (3,330.11)
		Grand Total			\$ 615,000.00	\$ 610,000.77	\$ 612,641.69	\$ (2,640.92)	\$ (5,159.58)	\$ (5,159.58)

Notes: Securities Sold and Matured are provided by PFM Asset Management & US Bank.

This page is intentionally blank