



August 23, 2023

Board of Directors
Ventura Regional Sanitation District
Ventura, California

INVESTMENT REPORT – JUNE 30, 2023

RECOMMENDATION

Receive and file the June 30, 2023 Investment Report

FISCAL IMPACT

None.

BACKGROUND/ANALYSIS


The attached report shows cash and investment holdings of the District at June 30, 2023. The VRSD Investment Policy requires that the report be transmitted to the Board within 30 to 60 days after the close of the month. The portfolio totals \$36.33 million at cost, increasing \$0.09 million from \$36.24 million at the end of May 2023.


US Bank, who serves as the custodian, provides the market value shown for all U.S. Government securities. During the month of June, interest earnings for all investments were accrued in the amount of \$36,133. Fiscal year to date, \$429,163 has been earned. The unrealized gain or loss on investments is not recorded as income on a monthly basis. Recording it monthly skews the amount of interest reported since it could be at a loss one month and a gain the very next month and is not an actual gain or loss unless the government securities shown in Section D of the report are sold prior to their maturity date. It will be recorded at June 30, 2023, as required by governmental accounting standards.

The District investment holdings are in compliance with the investment policy approved by the Board of Directors on June 29, 2023. The portfolio has been managed with the stated objectives of safety, liquidity and earning a competitive rate of return. The investment program shown herein provides sufficient cash flow liquidity to meet the District's expense obligations for the next six months.

If you have any questions or need additional information, please contact me by phone at (805) 658-4646 or via email at TinaRivera@vrzd.com.

ALVERTINA RIVERA, DIRECTOR OF FINANCE

APPROVED FOR FISCAL IMPACT: 
Alvertina Rivera, Director of Finance

APPROVED FOR AGENDA: 
Chris Theisen, General Manager

Attachments: 1. VRSD June 2023 Investment Report

**VENTURA REGIONAL SANITATION DISTRICT
CASH & CASH EQUIVALENT AND INVESTMENT REPORT
FOR THE MONTH ENDED JUNE 30, 2023**

COMPLIANCE REPORT AND CERTIFICATIONS

	BALANCE AT COST		INTEREST EARNED*	
	5/31/2023	CHANGE	6/30/2023	Fiscal YTD
A. Sweep Account	\$ 1,482,595	\$ 51,885	\$ 1,534,480	\$ 680
B. Certificate of Deposit	\$ 725,000	\$ 580	\$ 725,580	\$ 2,385
C. Pooled Funds (LAIF & County Pool)	\$ 1,279,474	\$ 227	\$ 1,279,701	\$ 227
D. Funds & Securities held by Custodian	\$ 32,755,923	\$ 37,265	\$ 32,793,188	\$ 32,841
TOTAL	\$ 36,242,992	\$ 89,957	\$ 36,332,949	\$ 36,133
				\$ 429,163

*Interest Earned is based on estimates.

Investment Recap (C. & D.)	Market		At Par	
	Totals Per Trustee	Purchase Price (G/L)	\$	%
Pooled Funds				
LAIF	\$ 1,218,553	\$ 1,218,553	\$ 1,218,553	
Ventura County Pool	\$ 61,148	\$ 61,148	\$ 61,148	
Total Pooled Funds	\$ 1,279,701	\$ 1,279,701	\$ 1,279,701	3.75%
Securities:				
Money Market Funds	\$ 7,261,529	\$ 7,261,529	\$ 7,261,529	21.25%
U.S. T-Notes/Bonds	\$ 12,586,065	\$ 13,278,442	\$ 13,400,000	39.22%
Municipal Bonds	\$ 1,354,823	\$ 1,400,000	\$ 1,400,000	4.10%
Corporate Bonds/Notes	\$ 3,810,235	\$ 4,035,614	\$ 4,000,000	11.71%
Asset-Backed Security	\$ 386,805	\$ 402,845	\$ 402,896	1.18%
Supranationals	\$ 769,427	\$ 838,316	\$ 815,000	2.39%
Federal Agencies	\$ 5,362,902	\$ 5,576,441	\$ 5,610,000	16.42%
Total Securities	\$ 31,531,787	\$ 32,793,188	\$ 32,889,426	
Total Investments	\$ 32,811,488	\$ 34,072,889	\$ 34,169,126	100.00%

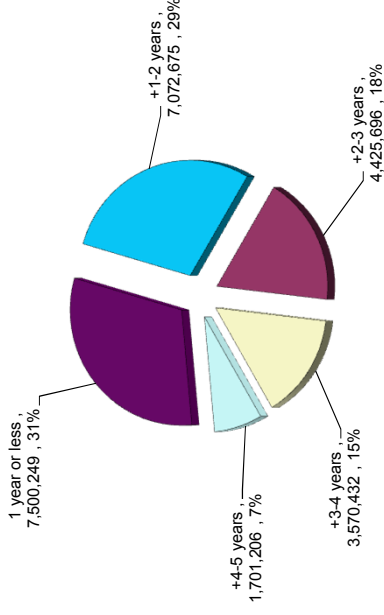
CERTIFICATIONS

I certify that all investment actions executed since the last report have been made in full compliance with the VRSD Investment Policy. In addition, sufficient investment liquidity and anticipated revenue are available to meet the next six (6) months' estimated expenses of the District.

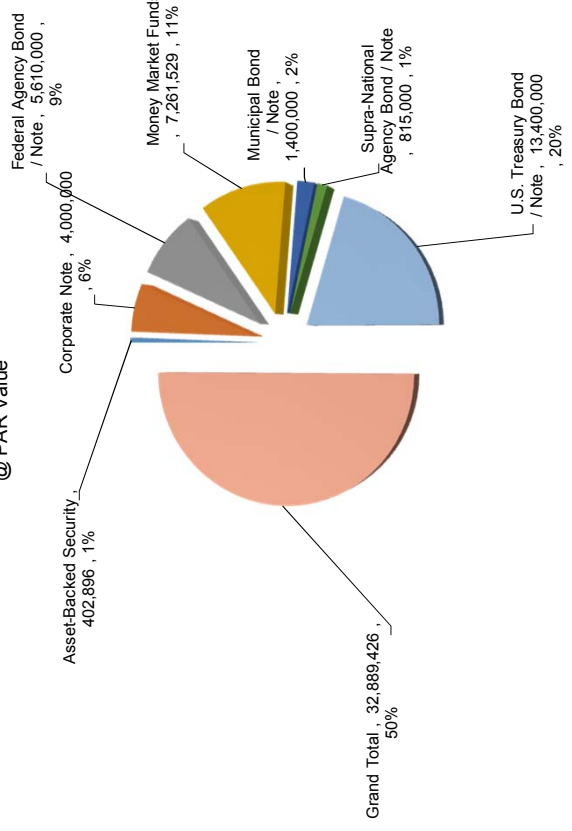
Alvertina Rivera, Director of Finance

Date

Investment Maturity Schedule
U.S. T-Notes/Bonds & Agencies



Investment by Type
@ PAR Value



**VENTURA REGIONAL SANITATION DISTRICT
CASH & CASH EQUIVALENT AND INVESTMENT REPORT
FOR THE MONTH ENDED JUNE 30, 2023**

Item # 9

A. SWEEP ACCOUNT		5/31/2023	Net Deposits/ (Withdrawals)	Interest Received	6/30/2023	Yield	Market Value**
City National Bank	\$	1,482,594.70	\$ 51,494.27	\$ 390.72	\$ 1,534,479.69	0.89%	\$ 1,534,479.69
B. CERTIFICATES OF DEPOSIT							
Mechanics Bank		4/1/2023	NA	4/1/2024	\$ 500,400.00	4.00%	\$ 500,400.00
Mechanics Bank		4/1/2023	NA	4/1/2024	125,100.00	4.00%	125,100.00
Mechanics Bank		4/1/2023	NA	4/1/2024	100,080.00	4.00%	100,080.00
	\$				<u>\$ 725,580.00</u>		<u>\$ 725,580.00</u>
C. POOLED FUNDS							
Local Agency Investment Fund	\$	1,218,552.73	\$ -	\$ -	\$ 1,218,552.73	3.17%	\$ 1,218,552.73
Ventura County Pool		60,920.90	-	227.10	61,148.00	3.56%	* 61,148.00
	\$	<u>1,279,473.63</u>	\$ -	<u>227.10</u>	<u>\$ 1,279,700.73</u>		<u>\$ 1,279,700.73</u>

* Published rate does not represent net yield rate earned on District investment.

**Market Value is based on estimates.

**VENTURA REGIONAL SANITATION DISTRICT
CASH & CASH EQUIVALENT AND INVESTMENT REPORT
FOR THE MONTH ENDED JUNE 30, 2023**

CUSIP	Asset Name	Asset Type	Shares/Units	Cost Basis	Market Value				Annual Yield
					Beginning Balance 5/31/2023	Purchase/Sale or Maturity	Market Inc/(Dec)	Ending Balance 6/30/2023	
CAMP POOL	FEDERATED GOVERNMENT OBLIGATIONS	Money Market Funds	4,405,100.83	4,405,100.83	4,383,835.31	-	21,265.52	4,405,100.83	NA
040654XU4	ARIZONA ST TRANSPRTN BRD HIGHWAY	Municipal Bond /	120,000.00	120,000.00	115,765.20	-	57.60	115,822.80	07/01/24
143116NAC3	CARMAX AUTO OWNER TR	Asset-Backed	7,380.21	7,378.76	7,757.33	(624.79)	33.87	7,166.41	12/15/25
24422EVN6	JOHN DEERE CAPITAL CORP	Corporate Note	75,000.00	74,946.75	72,804.00	-	167.25	72,971.25	01/17/24
3130AFPW94	FEDERAL HOME LOAN BKS	U.S. Treasury Bond /	230,000.00	229,185.80	225,630.00	-	345.00	225,975.00	02/13/24
3130ATVC8	FEDERAL HOME LOAN BKS	Federal Agency	80,000.00	80,072.00	79,638.40	-	(100.80)	79,537.60	06/14/24
3135G05G4	F N M A	Federal Agency	115,000.00	114,752.75	114,354.85	-	54.165	114,896.50	07/10/23
3135G05R0	F N M A	Federal Agency	125,000.00	124,775.00	123,807.50	-	517.50	124,325.00	08/10/23
3135G06H1	F N M A	Federal Agency	100,000.00	99,886.00	97,458.00	-	496.00	97,954.00	11/27/23
3135G0X24	F N M A	Federal Agency	175,000.00	174,441.75	166,783.75	-	(854.00)	165,929.75	01/07/25
3137EAEF0	F H L M C	Federal Agency	175,000.00	174,865.25	166,187.00	-	(92.25)	165,194.75	02/12/25
3137EAEW5	F H L M C	Federal Agency	180,000.00	179,979.05	177,591.60	-	774.00	178,365.60	09/08/23
3137EAF2	F H L M C M T N	Federal Agency	45,000.00	44,955.45	43,819.20	-	208.80	44,028.00	12/04/23
38141GX58	GOLDMAN SACHS GROUP INC	Corporate Note	95,000.00	95,193.80	86,977.25	-	560.50	87,537.75	02/12/26
4581X0DK1	INTER AMERICAN DEVEL BK	Supra-National	225,000.00	236,783.50	214,101.00	-	(1,338.75)	212,762.25	03/14/25
61746BDQ6	MORGAN STANLEY	Corporate Note	125,000.00	132,316.25	123,260.00	-	(91.25)	123,168.75	04/29/24
69371RQ66	PEPSICO INC	Corporate Note	30,000.00	31,353.30	28,473.30	-	(172.80)	28,300.50	02/06/25
713448FB9	SAN DIEGO CA CMNTY CLG DIST REF SER	Municipal Bond /	35,000.00	34,980.05	34,798.05	-	106.75	34,904.80	08/01/23
797272QN4	TAMALPAIS CA UNION HIGH SCH DIST	Municipal Bond /	85,000.00	85,000.00	84,495.10	-	287.75	84,762.85	08/01/23
874857KJ3	U S BANCORP	Corporate Note	100,000.00	99,911.00	96,142.00	-	313.00	96,455.00	07/30/24
9128282Y5	U S TREASURY NOTE	U.S. Treasury Bond /	170,000.00	173,492.97	163,997.30	-	(525.30)	163,472.00	09/30/24
9128283V0	U S TREASURY NOTE	U.S. Treasury Bond /	235,000.00	257,029.89	226,958.30	-	(1,421.75)	225,536.55	01/31/25
9128284R8	U S TREASURY NOTE	U.S. Treasury Bond /	245,000.00	272,572.07	237,794.55	-	(1,982.05)	235,812.50	05/31/25
9128285Z9	U S TREASURY NOTE	U.S. Treasury Bond /	60,000.00	63,857.81	58,924.20	-	79.80	59,004.00	01/31/24
912828T26	U S TREASURY NOTE	U.S. Treasury Bond /	310,000.00	305,780.86	305,932.80	-	1,125.30	307,058.10	09/30/23
912828Y87	U S TREASURY NOTE	U.S. Treasury Bond /	200,000.00	200,695.31	192,610.00	-	(250.00)	192,360.00	07/31/24
923040GU7	VENTURA CNTY CA CMNTY CLG DIST TXBL	Municipal Bond /	120,000.00	120,000.00	115,568.40	-	(8.40)	115,560.00	08/01/24
977123X60	WISCONSIN ST TRANSN REV TAXABLE REF	Municipal Bond /	90,000.00	90,000.00	85,699.00	-	(10.80)	85,687.20	07/01/24
	VENTURA REGIONAL SANITATION DISTRICT-MAIN T total		7,992,481	\$ 8,064,306.20	\$ 7,865,535.54	\$(624.79)	\$ 19,334.74	\$ 7,884,245.49	
CAMP POOL	FEDERATED GOVERNMENT OBLIGATIONS	Money Market Funds	2,508,176.59	2,508,176.59	2,302,306.03	-	205,870.56	2,508,176.59	NA
023135BW5	AMAZON COM INC	Corporate Note	130,000.00	129,810.20	124,127.90	-	507.00	124,634.90	05/12/24
3137EAE54	F H L M C M T N	MATURED	155,000.00	MATURED	179,328.60	(180,000.00)	671.40	-	06/26/23
025816CC1	AMERICAN EXPRESS CO	Corporate Note	161,212.40	161,212.40	152,506.05	-	186.00	152,692.05	02/22/24
025816CM9	AMERICAN EXPRESS CO SR	Corporate Note	75,000.00	74,466.75	67,215.75	-	(495.00)	66,720.75	11/04/26
02665WDD1	AMERICAN HONDA FIN CORP	Corporate Note	100,000.00	98,586.00	89,567.00	-	(517.00)	89,050.00	09/09/26
037833DT4	APPLE INC	Corporate Note	100,000.00	100,210.00	93,701.00	-	(532.00)	93,169.00	05/11/25
040654XU4	ARIZONA ST TRANSPRTN BRD HIGHWAY	Municipal Bond /	100,000.00	100,000.00	96,471.00	-	48.00	96,519.00	07/01/24
06406RBA4	BANK OF NY MELLON CORP	Corporate Note	75,000.00	75,090.75	67,830.00	-	(336.75)	67,493.25	01/26/27
13077DDQ7	CALIFORNIA ST UNIV REV SYSTEMWIDE	Municipal Bond /	40,000.00	40,000.00	36,555.20	-	(228.40)	36,326.80	11/01/25
14041NFY2	CAPITAL ONE MULTI TR	Asset-Backed	70,000.00	69,990.35	65,982.70	-	(114.10)	65,868.60	11/16/26
143116NAC3	CARMAX AUTO OWNER TR	Asset-Backed	7,380.21	7,378.76	7,757.33	(624.79)	33.87	7,166.41	12/15/25
172967MX6	CITIGROUP INC	Corporate Note	50,000.00	50,000.00	47,696.00	-	148.50	47,844.50	05/01/25
172967ND9	CITIGROUP INC	Corporate Note	50,000.00	50,041.00	47,036.00	-	(137.50)	46,838.50	11/03/25
24422EVU0	JOHN DEERE CAPITAL CORP	Corporate Note	60,000.00	59,957.40	58,243.20	-	(193.80)	58,377.00	01/17/24
3130AFW94	DEERE JOHN CAPITAL CORP	Corporate Note	40,000.00	39,974.00	37,899.20	-	(106.80)	37,792.40	09/10/24
3130ANM10	FEDERAL HOME LOAN BKS	Federal Agency	180,000.00	179,362.80	176,580.00	-	270.00	176,850.00	02/13/24
3130APQ81	FEDERAL HOME LOAN BKS	Federal Agency	100,000.00	91,169.00	89,798.00	-	(89.00)	89,709.00	08/20/26
3130ATVC8	FEDERAL HOME LOAN BKS	Federal Agency	100,000.00	100,090.00	99,548.00	-	(126.00)	99,422.00	06/14/24
313383YJ4	FEDERAL HOME LOAN BKS	Federal Agency	150,000.00	152,609.40	149,068.50	-	357.00	149,425.50	09/09/23
3133ENWP1	FEDERAL FARM CREDIT BKS	Federal Agency	240,000.00	239,676.00	234,333.60	-	(153.60)	234,180.00	05/16/24
3134GWZV1	F H L M C M T N	Federal Agency	140,000.00	136,850.00	127,401.40	-	(173.60)	127,227.80	10/22/25
3135G04Z3	F N M A	Federal Agency	140,000.00	139,710.20	129,276.00	-	(744.80)	128,531.20	06/17/25
3135G05G4	F N M A	Federal Agency	130,000.00	129,720.50	129,270.70	-	612.30	129,883.00	07/10/23

**VENTURA REGIONAL SANITATION DISTRICT
CASH & CASH EQUIVALENT AND INVESTMENT REPORT
FOR THE MONTH ENDED JUNE 30, 2023**

CUSIP	Asset Name	Asset Type	Shares/Units	Cost Basis	Beginning Balance 5/31/2023	Purchase/Sale or Maturity	Market Value		Annual Yield
							Ending Balance 6/30/2023	Market Inc/(Dec)	
3135G05R0	F N M A	Federal Agency	135,000.00	134,757.00	133,712.10	-	558.90	134,271.00	0.30%
3135G05X7	F N M A	Federal Agency	140,000.00	139,344.80	128,037.00	-	(644.00)	127,393.00	0.41%
3135G06G3	F N M A	Federal Agency	125,000.00	124,552.50	114,000.00	-	(1,140.00)	113,290.00	0.55%
3135G06H1	F N M A	Federal Agency	115,000.00	114,868.90	112,076.70	-	570.40	112,647.10	0.26%
3135G0X24	F N M A	Federal Agency	100,000.00	99,681.00	95,305.00	-	(488.00)	94,817.00	1.71%
3137AEAP0	F H L M C	Federal Agency	200,000.00	199,846.00	189,928.00	-	(1,134.00)	188,794.00	1.59%
3137AEAP9	F H L M C M T N	Federal Agency	90,000.00	89,952.30	82,525.50	-	(1,410.00)	82,115.10	0.41%
3137AEAW5	F H L M C	Federal Agency	200,000.00	199,977.57	197,324.00	-	860.00	198,184.00	0.25%
3137EAXD3	F H L M C M T N	Federal Agency	185,000.00	184,443.15	168,638.40	-	(974.95)	167,863.45	0.41%
380144AD7	GM FIN AUTO LEAS TR	Asset-Backed	15,000.00	14,998.74	14,743.05	-	94.50	14,837.55	0.41%
38141GX58	GOLDMAN SACHS GROUP INC	Corporate Note	100,000.00	100,204.00	91,555.00	-	590.00	92,145.00	0.93%
43815EAC8	HONDA AUTO REC OWN TR 2021 3	Asset-Backed	37,570.02	37,569.47	38,756.75	(2,721.43)	124.70	36,160.02	0.43%
43815GAC3	HONDA AUTO REC OWN TR 2021 4	Asset-Backed	40,000.00	39,991.57	38,254.00	-	137.20	38,391.20	0.92%
458140BY5	INTEL CORP	Corporate Note	100,000.00	100,121.00	96,649.00	-	(1,038.00)	95,611.00	3.92%
4581XDDK1	INTER AMERICAN DEVEL BK	Supra-National	135,000.00	141,925.50	128,460.60	-	(803.25)	127,657.35	1.85%
4581XDDZ8	INTER AMERICAN DEVEL BK	Supra-National	210,000.00	209,844.60	198,366.00	-	(514.50)	197,851.50	0.53%
459200KT7	INTERNATIONAL BUSINESS MACHS	Corporate Note	100,000.00	101,561.00	98,269.00	-	(1,031.00)	97,238.00	4.27%
46647PCH7	JPMORGAN CHASE CO	Corporate Note	95,000.00	95,000.00	90,253.80	-	57.00	90,310.80	0.87%
58769KAD6	MERCEDES BENZ AUTO LEASE	Asset-Backed	43,683.66	43,680.35	48,713.19	(5,934.57)	212.22	42,990.84	0.41%
61746BDQ6	MORGAN STANLEY	Corporate Note	195,000.00	206,413.35	192,285.60	-	(142.35)	192,143.25	3.93%
61747YEG6	MORGAN STANLEY	Corporate Note	30,000.00	30,000.00	28,017.00	-	21.90	28,038.90	1.25%
63743HFET	NATIONAL RURAL UTILS COOP FIN	Corporate Note	20,000.00	19,994.60	19,333.60	-	(94.00)	19,239.60	3.59%
665859AW4	NORTHERN TR CORP SR NT	Corporate Note	70,000.00	70,676.20	68,052.60	-	(616.70)	67,435.90	4.15%
69371RQ66	PACCAR FINANCIAL CORP	Corporate Note	31,353.30	31,353.30	28,473.00	-	(172.80)	28,300.50	1.91%
797272QN4	SAN DIEGO CA CMNTY CLG DIST REF SER	Municipal Bond /	35,000.00	35,000.00	34,798.05	-	106.75	34,904.80	2.00%
874857KJ3	TAMALPAIS CA UNION HIGH SCH DIST	Municipal Bond /	85,000.00	85,000.00	84,495.10	-	287.75	84,762.85	1.98%
87612EBM7	TARGET CORP	Corporate Note	20,000.00	19,966.00	18,428.00	-	(119.60)	18,308.40	2.13%
89236TJK2	TOYOTA MTR CR CORP	Corporate Note	60,000.00	59,866.80	54,003.60	-	(356.40)	53,647.20	1.26%
91159HHX1	US BANCORP	Corporate Note	100,000.00	99,911.00	96,142.00	-	313.00	96,455.00	2.49%
9128282A7	U S TREASURY NOTE	U.S. Treasury Bond /	100,000.00	93,941.41	92,481.00	-	(1,079.00)	91,402.00	1.64%
9128282V5	U S TREASURY NOTE	U.S. Treasury Bond /	210,000.00	214,314.84	202,584.90	-	(648.90)	201,936.00	2.21%
9128283J7	U S TREASURY NOTE	U.S. Treasury Bond /	25,000.00	25,541.99	24,057.75	-	(116.25)	23,941.50	2.22%
9128283V0	U S TREASURY NOTE	U.S. Treasury Bond /	195,000.00	208,422.07	188,327.10	-	(1,179.75)	187,147.35	2.60%
9128284R8	U S TREASURY NOTE	U.S. Treasury Bond /	380,000.00	422,764.84	368,824.20	-	(3,074.20)	365,750.00	2.99%
9128286G0	U S TREASURY NOTE	U.S. Treasury Bond /	200,000.00	210,304.69	195,796.00	-	288.00	196,054.00	2.42%
912828V98	U S TREASURY NOTE	U.S. Treasury Bond /	130,000.00	127,201.95	128,294.40	-	471.90	128,766.30	1.39%
912828W71	U S TREASURY NOTE	U.S. Treasury Bond /	430,000.00	418,959.38	405,223.40	-	(5,375.00)	399,848.40	2.42%
912828WE6	U S TREASURY NOTE	U.S. Treasury Bond /	275,000.00	277,180.66	271,854.00	-	599.50	272,453.20	2.18%
912828X70	U S TREASURY NOTE	U.S. Treasury Bond /	140,000.00	140,628.90	135,914.80	-	197.40	136,112.20	2.06%
912828X88	U S TREASURY NOTE	U.S. Treasury Bond /	50,000.00	48,894.53	47,226.50	-	(668.00)	46,558.50	2.55%
91282CAM3	U S TREASURY NOTE	U.S. Treasury Bond /	200,000.00	196,335.94	182,664.00	-	(1,516.00)	181,148.00	0.28%
91282CAT8	U S TREASURY NOTE	U.S. Treasury Bond /	150,000.00	148,669.92	136,482.00	-	(1,107.00)	135,375.00	0.28%
91282CBC4	U S TREASURY NOTE	U.S. Treasury Bond /	600,000.00	589,750.00	545,670.00	-	(4,848.00)	540,822.00	0.42%
91282CBH3	U S TREASURY NOTE	U.S. Treasury Bond /	460,000.00	449,702.74	416,948.60	-	(3,956.00)	412,992.60	0.42%
91282CBQ3	U S TREASURY NOTE	U.S. Treasury Bond /	130,000.00	122,961.72	117,924.30	-	(1,147.90)	116,776.40	0.56%
91282CBT7	U S TREASURY NOTE	U.S. Treasury Bond /	100,000.00	96,148.44	91,266.00	-	(883.00)	90,383.00	0.83%
91282CBV2	U S TREASURY NOTE	U.S. Treasury Bond /	95,000.00	90,524.61	91,066.05	-	284.10	91,330.15	0.39%
91282CCJ6	U S TREASURY NOTE	U.S. Treasury Bond /	425,000.00	429,316.41	387,030.50	-	(4,097.00)	382,933.50	0.97%
91282CCN9	U S TREASURY NOTE	U.S. Treasury Bond /	100,000.00	97,273.44	99,132.00	-	480.00	99,612.00	0.13%
91282CCP4	U S TREASURY NOTE	U.S. Treasury Bond /	200,000.00	193,828.13	180,024.00	-	(1,844.00)	178,180.00	0.70%
91282CCU3	U S TREASURY NOTE	U.S. Treasury Bond /	365,000.00	364,144.53	360,222.15	-	1,794.85	362,007.00	0.13%
91282CCZ2	U S TREASURY NOTE	U.S. Treasury Bond /	110,000.00	109,377.34	99,468.60	-	(1,052.70)	98,415.90	0.98%
91282CDD0	U S TREASURY NOTE	U.S. Treasury Bond /	380,000.00	375,357.81	372,221.40	-	1,812.60	374,034.00	0.38%
91282CDD3	U S TREASURY NOTE	U.S. Treasury Bond /	285,000.00	266,732.03	259,273.05	-	(2,995.35)	256,277.70	1.25%
91282CDH1	U S TREASURY NOTE	U.S. Treasury Bond /	255,000.00	249,279.50	240,615.45	-	(775.20)	239,840.25	0.80%

**VENTURA REGIONAL SANITATION DISTRICT
CASH & CASH EQUIVALENT AND INVESTMENT REPORT
FOR THE MONTH ENDED JUNE 30, 2023**

CUSIP	Asset Name	Asset Type	Shares/Units	Cost Basis	Beginning Balance 5/31/2023	Purchase/Sale or Maturity	Market Value		Ending Balance 6/30/2023	Maturity Date	Annual Yield
							Market Inc/(Dec)	Market Value			
91282CDZ1	U S TREASURY NOTE	U.S. Treasury Bond /	310,000.00	298,321.49	294,295.40	-	(1,708.10)	292,587.30	02/15/25	1.59%	
91282CER8	U S TREASURY NOTE	U.S. Treasury Bond /	130,000.00	129,766.41	126,577.10	-	36.40	126,613.50	05/31/24	2.57%	
923040GU7	VENTURA CNTY CA CMNTY CLG DIST TXBL	Municipal Bond /	130,000.00	130,000.00	125,199.10	-	(9.10)	125,190.00	08/01/24	1.87%	
931142EX7	WALMART INC	Corporate Note	100,000.00	100,162.00	99,429.00	-	(1,341.00)	98,088.00	09/09/27	4.03%	
977123X60	WISCONSIN ST TRANSN REV TAXABLE REF	Municipal Bond /	100,000.00	100,000.00	95,220.00	-	(12.00)	95,208.00	07/01/24	0.66%	
98163KAC6	WORLD OMNI AUTO REC TR	Asset-Backed	50,000.00	49,993.19	47,713.50	-	206.00	47,919.50	10/15/26	0.85%	
VENTURA REGIONAL SANITATION DISTRICT-TOLAND Total			14,621,810	\$ 14,596,196.45	\$ 13,977,362.35	\$ (189,280.79)	\$ 166,712.65	\$ 13,954,794.21			
CAMP POOL	FEDERATED GOVERNMENT OBLIGATIONS	Money Market Funds	159,031.86	159,031.86	62,193.62	-	96,838.24	159,031.86	NA	NA	
24422EVN6	JOHN DEERE CAPITAL CORP	Corporate Note	SOLD		48,536.00	(48,486.50)	(49.50)	-	01/17/24	0.46%	
313383QR5	FEDERAL HOME LOAN BKS	Federal Agency	MATURED		49,976.00	(50,000.00)	24.00	-	06/09/23	3.25%	
3137EAES4	F H L M C M T N	Federal Agency	MATURED		59,776.20	(60,000.00)	223.80	-	06/26/23	0.25%	
023135BW5	AMAZON COM INC	Corporate Note	45,000.00	44,934.30	42,967.35	-	175.50	43,142.85	05/12/24	0.47%	
025816CC1	AMERICAN EXPRESS CO	Corporate Note	55,000.00	57,204.40	54,115.05	-	66.00	54,181.05	02/22/24	3.45%	
025816CM9	AMERICAN EXPRESS CO SR	Corporate Note	30,000.00	29,786.70	26,886.30	-	(198.00)	26,688.30	11/04/26	1.85%	
037833DT4	APPLE INC	Corporate Note	30,000.00	30,063.00	28,110.30	-	(159.60)	27,950.70	05/11/25	1.21%	
040654XU4	ARIZONA ST TRANSPRTN BRD HIGHWAY	Municipal Bond /	50,000.00	50,000.00	48,235.50	-	24.00	48,259.50	07/01/24	2.03%	
06051GJS9	BK OF AMERICA CORP	Corporate Note	25,000.00	22,312.25	-	-	7.00	22,319.25	07/22/27	1.94%	
06408RBA4	BANK OF NY MELLON CORP	Corporate Note	35,000.00	35,042.35	31,654.00	-	(157.15)	31,496.85	01/26/27	2.28%	
13077DQD7	CALIFORNIA ST UNIV REV SYSTEMWIDE	Municipal Bond /	15,000.00	15,000.00	13,708.20	-	(85.65)	13,622.55	11/01/25	0.95%	
14041NFY2	CAPITAL ONE MULTI TR	Asset-Backed	30,000.00	29,995.87	28,278.30	-	(48.90)	28,229.40	11/16/26	1.11%	
172967MD9	CITIGROUP INC	Corporate Note	15,000.00	15,000.00	14,308.80	-	44.55	14,353.35	05/01/25	1.03%	
172967ND6	CITIGROUP INC	Corporate Note	50,000.00	50,041.00	47,036.00	-	(197.50)	46,838.50	11/03/25	1.37%	
24422EWX3	JOHN DEERE CAPITAL CORP	Corporate Note	20,000.00	19,998.75	19,981.00	-	(36.15)	19,962.60	06/08/26	4.76%	
254687FF7	WALT DISNEY COMPANY THE	Corporate Note	50,000.00	49,796.00	47,981.00	-	(62.50)	47,918.50	08/30/24	1.83%	
30303M8L9	META PLATFORMS INC	Corporate Note	35,000.00	35,052.50	35,052.50	-	(440.65)	34,611.85	05/15/28	4.65%	
3130AFW94	FEDERAL HOME LOAN BKS	Federal Agency	65,000.00	64,769.90	63,765.00	-	97.50	63,862.50	02/13/24	2.54%	
3130AJHU6	FEDERAL HOME LOAN BKS	Federal Agency	45,000.00	44,776.80	41,873.85	-	(239.85)	41,634.00	04/14/25	0.54%	
3130ANMHO	FEDERAL HOME LOAN BKS	Federal Agency	75,000.00	68,376.75	67,348.50	-	(66.75)	67,281.75	08/20/26	1.23%	
3130APQ81	FEDERAL HOME LOAN BKS	Federal Agency	40,000.00	37,928.80	37,642.00	-	49.20	37,691.20	11/08/24	1.06%	
3130ATVC8	FEDERAL HOME LOAN BKS	Federal Agency	30,000.00	30,027.00	29,864.40	-	(37.80)	29,826.60	06/14/24	4.90%	
3133ENWP1	FEDERAL FARM CREDIT BKS	Federal Agency	90,000.00	89,878.50	87,875.10	-	(57.60)	87,817.50	05/16/24	2.69%	
3134GWZV1	F H L M C M T N	Federal Agency	45,000.00	43,987.50	40,950.45	-	(55.80)	40,894.65	10/22/25	0.72%	
3135G03U5	F N M A DEB	Federal Agency	100,000.00	99,794.00	93,006.00	-	(524.00)	92,482.00	04/22/25	0.68%	
3135G04Z3	F N M A	Federal Agency	35,000.00	34,927.55	32,319.00	-	(186.20)	32,132.80	06/17/25	0.54%	
3135G05G4	F N M A	Federal Agency	120,000.00	119,946.75	119,326.80	-	565.20	119,892.00	07/10/23	0.25%	
3135G05R0	F N M A	Federal Agency	45,000.00	44,919.00	44,570.70	-	186.30	44,757.00	08/10/23	0.30%	
3135G05X7	F N M A	Federal Agency	25,000.00	24,883.00	22,863.75	-	(115.00)	22,748.75	08/25/25	0.41%	
3135G06G3	F N M A	Federal Agency	40,000.00	39,856.80	36,480.00	-	(227.20)	36,252.80	11/07/25	0.55%	
3135G06H1	F N M A	Federal Agency	40,000.00	39,954.40	38,983.20	-	198.40	39,181.60	11/27/23	0.26%	
3137EAEP0	F H L M C	Federal Agency	30,000.00	29,976.90	28,489.20	-	(170.10)	28,319.10	02/12/25	1.59%	
3137EAEU9	F H L M C M T N	Federal Agency	30,000.00	29,850.60	27,508.50	-	(136.80)	27,371.70	07/21/25	0.41%	
3137EAEW5	F H L M C	Federal Agency	75,000.00	74,993.19	73,996.50	-	322.50	74,319.00	09/08/23	0.25%	
3137EAEX3	F H L M C M T N	Federal Agency	60,000.00	59,819.40	54,758.50	-	(316.20)	54,442.20	09/23/25	0.41%	
380144AD7	GM FIN AUTO LEAS TR	Asset-Backed	5,000.00	4,999.58	4,914.35	-	31.50	4,945.85	05/20/25	0.41%	
38141GXS8	GOLDMAN SACHS GROUP INC	Corporate Note	35,000.00	35,071.40	32,044.25	-	206.50	32,250.75	02/12/26	0.93%	
438115GAC3	HONDA AUTO REC OWNR TR 2021 4	Asset-Backed	15,000.00	14,996.84	14,345.25	-	51.45	14,396.70	01/21/26	0.92%	
458140BY5	INTEL CORP	Corporate Note	35,000.00	35,042.35	33,827.15	-	(363.30)	33,463.85	08/05/27	3.92%	
4581XDDK1	INTER AMERICAN DEVEL BK	Supra-National	45,000.00	47,308.50	42,820.20	-	(267.75)	42,552.45	03/14/25	1.85%	
4581XDDZ8	INTER AMERICAN DEVEL BK	Supra-National	70,000.00	69,948.20	66,122.00	-	(171.50)	65,950.50	09/23/24	0.53%	
459200K77	INTERNATIONAL BUSINESS MACHS	Corporate Note	35,000.00	35,546.35	34,394.15	-	(360.85)	34,033.30	07/27/27	4.27%	
46647PCH7	JPMORGAN CHASE CO	Corporate Note	30,000.00	30,000.00	28,501.20	-	18.00	28,519.20	06/01/25	0.87%	
539850BZ1	LOCKHEED MARTIN CORP	Corporate Note	15,000.00	14,955.00	14,988.30	-	(166.50)	14,785.80	05/15/28	4.51%	
58769KAD6	MERCEDES BENZ AUTO LEASE	Asset-Backed	13,441.13	13,440.11	14,988.68	-	65.29	13,227.95	11/15/24	0.41%	

**VENTURA REGIONAL SANITATION DISTRICT
CASH & CASH EQUIVALENT AND INVESTMENT REPORT
FOR THE MONTH ENDED JUNE 30, 2023**

CUSIP	Asset Name	Asset Type	Shares/Units	Cost Basis	Market Value				Annual Yield	
					Beginning Balance 5/31/2023	Purchase/Sale or Maturity	Market Inc/(Dec)	Ending Balance 6/30/2023		Maturity Date
61746BDQ6	MORGAN STANLEY	Corporate Note	70,000.00	74,097.10	69,025.60	-	(51.10)	68,974.50	04/29/24	3.93%
61747YEG6	MORGAN STANLEY	Corporate Note	20,000.00	20,000.00	18,678.00	-	14.60	18,692.60	10/21/25	1.25%
63743HFE7	NATIONAL RURAL UTILS COOP FIN	Corporate Note	10,000.00	9,997.30	9,666.80	-	(47.00)	9,619.80	06/15/25	3.59%
665859AW4	NORTHERN TR CORP SR NT	Corporate Note	25,000.00	25,241.50	24,304.50	-	(220.25)	24,084.25	05/10/27	4.15%
69371RQ66	PACCAR FINANCIAL CORP	Corporate Note	10,000.00	10,451.10	9,491.10	-	(57.60)	9,433.50	02/06/25	1.91%
713448FB9	PEPSICO INC	Corporate Note	20,000.00	19,988.60	19,641.80	-	127.20	19,769.00	10/07/23	0.40%
797272QN4	SAN DIEGO CA CMNTY CLG DIST REF SER	Municipal Bond /	15,000.00	15,000.00	14,913.45	-	45.75	14,959.20	08/01/23	2.00%
874857KJ3	TAMALPAIS CA UNION HIGH SCH DIST	Municipal Bond /	40,000.00	40,000.00	39,762.40	-	126.00	39,888.40	08/01/23	1.98%
87612EBM7	TARGET CORP	Corporate Note	5,000.00	4,991.50	4,607.00	-	(29.90)	4,577.10	01/15/27	2.13%
89236TJK2	TOYOTA MTR CR CORP	Corporate Note	20,000.00	19,955.60	18,001.20	-	(118.80)	17,882.40	06/18/26	1.26%
91159HHX1	US BANCORP	Corporate Note	40,000.00	39,964.40	38,456.80	-	125.20	38,582.00	07/30/24	2.49%
9128282A7	U S TREASURY NOTE	U.S. Treasury Bond /	180,000.00	168,572.27	166,465.80	-	(1,942.20)	164,523.60	08/15/26	1.64%
9128282R0	U S TREASURY NOTE	U.S. Treasury Bond /	35,000.00	32,003.12	32,813.90	-	(459.55)	32,354.35	08/15/27	2.43%
9128282Y5	U S TREASURY NOTE	U.S. Treasury Bond /	60,000.00	61,291.79	57,881.40	-	(185.40)	57,696.00	09/30/24	2.21%
9128283F5	U S TREASURY NOTE	U.S. Treasury Bond /	100,000.00	93,683.59	93,551.00	-	(1,445.00)	92,106.00	11/15/27	2.44%
9128283J7	U S TREASURY NOTE	U.S. Treasury Bond /	15,000.00	15,325.20	14,434.65	-	(69.75)	14,364.90	11/30/24	2.22%
9128283W8	U S TREASURY NOTE	U.S. Treasury Bond /	100,000.00	95,675.78	95,406.00	-	(1,425.00)	93,981.00	02/15/28	2.93%
9128284F8	U S TREASURY NOTE	U.S. Treasury Bond /	100,000.00	111,253.91	97,059.00	-	(809.00)	96,250.00	05/31/25	2.99%
912828W48	U S TREASURY NOTE	U.S. Treasury Bond /	30,000.00	30,011.72	29,305.20	-	60.90	29,366.10	02/29/24	2.17%
912828W71	U S TREASURY NOTE	U.S. Treasury Bond /	65,000.00	66,226.37	63,352.25	-	93.60	63,445.85	03/31/24	2.18%
912828X88	U S TREASURY NOTE	U.S. Treasury Bond /	60,000.00	58,673.44	56,671.80	-	(801.60)	55,870.20	05/15/27	2.55%
912828XZ8	U S TREASURY NOTE	U.S. Treasury Bond /	50,000.00	55,498.05	48,392.50	-	(423.50)	47,969.00	06/30/25	2.87%
91282CAH4	U S TREASURY NOTE	U.S. Treasury Bond /	175,000.00	149,856.44	152,066.25	-	(1,935.50)	150,130.75	09/30/25	0.58%
91282CAM3	U S TREASURY NOTE	U.S. Treasury Bond /	100,000.00	98,167.97	91,332.00	-	(758.00)	90,574.00	08/31/27	0.28%
91282CAT8	U S TREASURY NOTE	U.S. Treasury Bond /	40,000.00	39,645.31	36,395.20	-	(295.20)	36,100.00	10/31/25	0.28%
91282CAU5	U S TREASURY NOTE	U.S. Treasury Bond /	40,000.00	35,101.56	34,587.60	-	(446.80)	34,140.80	10/31/27	0.59%
91282CBC4	U S TREASURY NOTE	U.S. Treasury Bond /	110,000.00	108,086.72	100,039.50	-	(888.80)	99,150.70	12/31/25	0.42%
91282CBH3	U S TREASURY NOTE	U.S. Treasury Bond /	210,000.00	205,244.92	190,346.10	-	(1,806.00)	188,540.10	01/31/26	0.42%
91282CBV2	U S TREASURY NOTE	U.S. Treasury Bond /	75,000.00	71,935.55	71,894.25	-	208.50	72,102.75	04/15/24	0.39%
91282CCJ8	U S TREASURY NOTE	U.S. Treasury Bond /	105,000.00	106,066.41	95,619.30	-	(1,012.20)	94,607.10	06/30/26	0.97%
91282CCP4	U S TREASURY NOTE	U.S. Treasury Bond /	110,000.00	106,605.47	99,013.20	-	(1,014.20)	97,999.00	07/31/26	0.70%
91282CCW9	U S TREASURY NOTE	U.S. Treasury Bond /	80,000.00	78,287.50	72,128.00	-	(777.60)	71,350.40	08/31/26	0.84%
91282CDD0	U S TREASURY NOTE	U.S. Treasury Bond /	140,000.00	137,413.29	156,724.80	(19,607.03)	684.23	137,802.00	10/31/23	0.38%
91282CDG3	U S TREASURY NOTE	U.S. Treasury Bond /	85,000.00	81,977.73	77,327.05	-	(893.35)	76,433.70	10/31/26	1.25%
91282CDS7	U S TREASURY NOTE	U.S. Treasury Bond /	50,000.00	47,347.66	47,246.00	-	(226.50)	47,019.50	01/15/25	1.20%
91282CEF4	U S TREASURY NOTE	U.S. Treasury Bond /	125,000.00	119,721.68	118,726.25	-	(1,582.50)	117,143.75	03/31/27	2.67%
91282CFA4	U S TREASURY NOTE	U.S. Treasury Bond /	65,000.00	63,641.60	63,497.20	-	(144.95)	63,352.25	07/31/24	3.08%
91282CFE6	U S TREASURY NOTE	U.S. Treasury Bond /	100,000.00	97,562.50	97,508.00	-	(926.00)	96,582.00	08/15/25	3.24%
91282CGD7	U S TREASURY NOTE	U.S. Treasury Bond /	40,000.00	39,948.44	39,708.00	-	(267.20)	39,440.80	12/31/24	4.31%
91282CGN5	U S TREASURY NOTE	U.S. Treasury Bond /	30,000.00	30,322.27	30,017.70	-	(250.80)	29,766.90	02/28/25	4.66%
923040GU7	VENTURA CNTY CA CMNTY CLG DIST TXBL	Municipal Bond /	40,000.00	40,000.00	38,522.80	-	(2.80)	38,520.00	08/01/24	1.87%
931114EX7	WALMART INC	Corporate Note	35,000.00	35,056.70	34,800.15	-	(469.35)	34,330.80	09/09/27	4.03%
977123X60	WISCONSIN ST TRANSN REV TAXABLE REF	Municipal Bond /	35,000.00	35,000.00	33,327.00	-	(4.20)	33,322.80	07/01/24	0.66%
VENTURA REGIONAL SANITATION DISTRICT-COASTAL Total				\$ 4,718,126.21	\$ 4,525,038.00	\$ (92,592.05)	\$ 73,994.51	\$ 4,506,440.46		
CAMP POOL	FEDERATED GOVERNMENT OBLIGATIONS	Money Market Funds	189,220.11	189,220.11	35,854.08	-	153,366.03	189,220.11	NA	NA
24422EVN6	JOHN DEERE CAPITAL CORP	Corporate Note	SOLD	SOLD	126,193.60	(126,064.90)	(126.70)	-	01/17/24	0.46%
3137EAES4	F H L M C M T N	Federal Agency	MATURED	MATURED	69,738.90	(70,000.00)	261.10	-	06/26/23	0.25%
91282CCU3	U S TREASURY NOTE	U.S. Treasury Bond /	SOLD	SOLD	24,672.75	(24,694.34)	21.59	-	08/31/23	0.13%
023135BW5	AMAZON COM INC	Corporate Note	45,000.00	44,934.30	42,967.35	-	175.50	43,142.85	05/12/24	0.47%
025816CC1	AMERICAN EXPRESS CO	Corporate Note	50,000.00	52,004.00	49,195.50	-	60.00	49,255.50	02/22/24	3.45%
025816CM9	AMERICAN EXPRESS CO SR	Corporate Note	40,000.00	39,715.60	35,848.40	-	(284.00)	35,584.40	11/04/26	1.85%
037833DT4	APPLE INC	Corporate Note	45,000.00	45,094.50	42,165.45	-	(239.40)	41,926.05	05/11/25	1.21%

**VENTURA REGIONAL SANITATION DISTRICT
CASH & CASH EQUIVALENT AND INVESTMENT REPORT
FOR THE MONTH ENDED JUNE 30, 2023**

CUSIP	Asset Name	Asset Type	Shares/Units	Cost Basis	Beginning Balance 5/31/2023	Purchase/Sale or Maturity	Market Value			Annual Yield
							Ending Balance 6/30/2023	Market Inc/(Dec)	Maturity Date	
040654XU4	ARIZONA ST TRANSPRTN BRD HIGHWAY	Municipal Bond /	70,000.00	70,000.00	67,529.70	-	33.60	67,563.30	07/01/24	2.03%
06051GJS9	BK OF AMERICA CORP	Corporate Note	30,000.00	26,774.70	-	26,774.70	8.40	26,783.10	07/28/27	1.94%
06406RBA4	BANK OF NY MELLON CORP	Corporate Note	35,000.00	35,042.35	31,654.00	-	(157.15)	31,496.85	01/26/27	2.28%
13077DQD7	CALIFORNIA ST UNIV REV SYSTEMWIDE	Municipal Bond /	15,000.00	15,000.00	13,708.20	-	(85.65)	13,622.55	11/01/25	0.95%
14041NFY2	CAPITAL ONE MULTI TR	Asset-Backed	35,000.00	34,995.18	32,991.35	-	(57.05)	32,994.30	11/16/26	1.11%
172967MX6	CITIGROUP INC	Corporate Note	20,000.00	20,000.00	19,078.40	-	59.40	19,137.80	05/01/25	1.03%
172967ND9	CITIGROUP INC	Corporate Note	55,000.00	55,045.10	51,739.60	-	(217.25)	51,522.35	11/03/25	1.37%
24422EWX3	JOHN DEERE CAPITAL CORP	Corporate Note	25,000.00	25,006.20	-	25,006.20	(75.00)	24,953.25	06/08/26	4.76%
254687FK7	WALT DISNEY COMPANY THE	Corporate Note	60,000.00	59,755.20	57,577.20	-	(75.00)	57,502.20	08/30/24	1.83%
30303M8L9	META PLATFORMS INC	Corporate Note	40,000.00	40,060.00	-	40,060.00	(503.60)	39,556.40	05/15/28	4.65%
3130ANM1H0	FEDERAL HOME LOAN BKS	Federal Agency	75,000.00	68,376.75	67,348.50	-	(66.75)	67,281.75	08/20/26	1.23%
3130APQ81	FEDERAL HOME LOAN BKS	Federal Agency	50,000.00	47,411.00	47,052.50	-	61.50	47,114.00	11/08/24	1.06%
3130ATVC8	FEDERAL HOME LOAN BKS	Federal Agency	40,000.00	40,036.00	39,819.20	-	(50.40)	39,768.80	06/14/24	4.90%
3130ATVD6	FEDERAL HOME LOAN BKS	Federal Agency	70,000.00	70,317.80	69,901.30	-	(402.50)	69,498.80	09/13/24	4.91%
3133ENWP1	FEDERAL FARM CREDIT BKS	Federal Agency	30,000.00	29,969.50	29,291.70	-	(19.20)	29,272.50	05/16/24	2.69%
3133X8L34	FEDERAL HOME LOAN BKS	Federal Agency	50,000.00	60,370.00	50,250.00	-	(267.50)	49,982.50	09/09/24	5.37%
3134GWZV1	F H L M C M T N	Federal Agency	55,000.00	53,762.50	50,050.55	-	(68.20)	49,982.35	10/22/25	0.72%
3135G04Z3	F N M A	Federal Agency	50,000.00	49,896.50	46,170.00	-	(266.00)	45,904.00	06/17/25	0.54%
3135G05G4	F N M A	Federal Agency	120,000.00	119,946.75	119,326.80	-	565.20	119,892.00	07/10/23	0.25%
3135G05X7	F N M A	Federal Agency	45,000.00	44,789.40	41,154.75	-	(207.00)	40,947.75	08/25/25	0.41%
3135G06G3	F N M A	Federal Agency	45,000.00	44,838.90	41,040.00	-	(255.60)	40,784.40	11/07/25	0.55%
3135G06H1	F N M A	Federal Agency	40,000.00	39,954.40	38,983.20	-	198.40	39,181.60	11/27/23	0.26%
3135G0X24	F N M A	Federal Agency	70,000.00	69,776.70	66,713.50	-	(341.60)	66,371.90	01/07/25	1.71%
3137EAP09	F H L M C	Federal Agency	75,000.00	74,942.25	71,223.00	-	(425.25)	70,797.75	02/12/25	1.59%
3137EAEU9	F H L M C M T N	Federal Agency	130,000.00	129,797.60	119,203.50	-	(592.80)	118,610.70	07/21/25	0.41%
3137EAEW5	F H L M C	Federal Agency	80,000.00	79,991.54	78,929.60	-	344.00	79,273.60	09/08/23	0.25%
380144AD7	GM FIN AUTO LEAS TR	Asset-Backed	5,000.00	4,999.58	4,914.35	-	31.50	4,945.85	05/20/25	0.41%
38141GXS8	GOLDMAN SACHS GROUP INC	Corporate Note	40,000.00	40,081.60	36,622.00	-	236.00	36,858.00	02/12/26	0.93%
43815GAC3	HONDA AUTO REC OWNR TR 2021 4	Asset-Backed	15,000.00	14,996.84	14,345.25	-	51.45	14,396.70	01/21/26	0.92%
458140BY5	INTEL CORP	Corporate Note	40,000.00	40,048.40	38,659.60	-	(415.20)	38,244.40	08/05/27	3.92%
4581X0DK1	INTER AMERICAN DEVEL BK	Supra-National	50,000.00	52,565.00	47,578.00	-	(297.50)	47,280.50	03/14/25	1.85%
4581X0DZ8	INTER AMERICAN DEVEL BK	Supra-National	80,000.00	79,940.80	75,568.00	-	(196.00)	75,372.00	09/23/24	0.53%
459200KT7	INTERNATIONAL BUSINESS MACHS	Corporate Note	30,000.00	30,468.30	29,480.70	-	(309.30)	29,171.40	07/27/27	4.27%
46647PCH7	JPMORGAN CHASE CO	Corporate Note	40,000.00	40,000.00	38,001.60	-	24.00	38,025.60	06/01/25	0.87%
539830BZ1	LOCKHEED MARTIN CORP	Corporate Note	20,000.00	19,937.00	4,988.30	14,946.00	(219.90)	19,714.40	05/15/28	4.51%
58769KAD6	MERCEDES BENZ AUTO LEASE	Asset-Backed	13,441.13	13,440.11	14,988.68	(1,826.02)	65.29	13,227.95	11/15/24	0.41%
61746BDQ6	MORGAN STANLEY	Corporate Note	50,000.00	52,926.50	49,304.00	-	(36.50)	49,267.50	04/29/24	3.93%
61747YEG6	MORGAN STANLEY	Corporate Note	25,000.00	25,000.00	23,347.50	-	18.25	23,365.75	10/21/25	1.25%
63743HFE7	NATIONAL RURAL UTILS COOP FIN	Corporate Note	10,000.00	9,997.30	9,666.80	-	(47.00)	9,619.80	06/15/25	3.59%
665859AW4	NORTHERN TR CORP SR NT	Corporate Note	25,000.00	25,241.50	24,304.50	-	(220.25)	24,084.25	05/10/27	4.15%
69371RQ66	PACCAR FINANCIAL CORP	Corporate Note	15,000.00	15,676.65	14,236.65	-	(86.40)	14,150.25	02/06/25	1.91%
713448FB9	PEPSICO INC	Corporate Note	20,000.00	19,988.60	19,641.80	-	127.20	19,769.00	10/07/23	0.40%
797272QN4	SAN DIEGO CA CMNTY CLG DIST REF SER	Municipal Bond /	20,000.00	20,000.00	19,884.60	-	61.00	19,945.60	08/01/23	2.00%
874857KJ3	TAMALPAIS CA UNION HIGH SCH DIST	Municipal Bond /	55,000.00	55,000.00	54,673.30	-	173.25	54,846.55	08/01/23	1.98%
87612EBM7	TARGET CORP	Corporate Note	5,000.00	4,991.50	4,607.00	-	(29.90)	4,577.10	01/15/27	2.13%
89236TJK2	TOYOTA MTR CR CORP	Corporate Note	25,000.00	24,944.50	22,501.50	-	(148.50)	22,353.00	06/18/26	1.26%
91159H1X1	US BANCORP	Corporate Note	60,000.00	59,946.60	57,685.20	-	187.80	57,873.00	07/30/24	2.49%
912828ZAT	U S TREASURY NOTE	U.S. Treasury Bond /	175,000.00	163,987.11	161,841.75	-	(1,888.25)	159,953.50	08/15/26	1.64%
912828ZFR0	U S TREASURY NOTE	U.S. Treasury Bond /	160,000.00	148,397.66	150,006.40	-	(2,100.80)	147,905.60	08/15/27	2.43%
912828ZV5	U S TREASURY NOTE	U.S. Treasury Bond /	30,000.00	30,616.40	28,940.70	-	(92.70)	28,848.00	09/30/24	2.21%
9128283W8	U S TREASURY NOTE	U.S. Treasury Bond /	125,000.00	117,962.89	119,257.50	-	(1,781.25)	117,476.25	02/15/28	2.93%
9128284R8	U S TREASURY NOTE	U.S. Treasury Bond /	140,000.00	155,755.47	135,882.60	-	(1,132.60)	134,750.00	05/31/25	2.99%
912828ZJ7	U S TREASURY NOTE	U.S. Treasury Bond /	30,000.00	32,323.83	28,729.80	-	(173.40)	28,556.40	02/15/25	2.10%

**VENTURA REGIONAL SANITATION DISTRICT
CASH & CASH EQUIVALENT AND INVESTMENT REPORT
FOR THE MONTH ENDED JUNE 30, 2023**

CUSIP	Asset Name	Asset Type	Shares/Units	Cost Basis	Market Value				Annual Yield	
					Beginning Balance 5/31/2023	Purchase/Sale or Maturity	Market Inc/(Dec)	Ending Balance 6/30/2023		Maturity Date
912828T26	U S TREASURY NOTE	U.S. Treasury Bond /	55,000.00	53,816.21	88,819.20	(34,570.70)	229.55	54,478.05	09/30/23	1.39%
912828V98	U S TREASURY NOTE	U.S. Treasury Bond /	110,000.00	107,211.33	103,661.80	-	(1,375.00)	102,286.80	02/15/27	2.42%
912828W48	U S TREASURY NOTE	U.S. Treasury Bond /	45,000.00	43,693.95	43,957.80	-	91.35	44,049.15	02/29/24	2.17%
912828WE6	U S TREASURY NOTE	U.S. Treasury Bond /	165,000.00	166,308.40	163,112.40	-	359.70	163,472.10	11/15/23	2.78%
91282CAH4	U S TREASURY NOTE	U.S. Treasury Bond /	125,000.00	106,728.52	108,618.75	-	(1,382.50)	107,236.25	08/31/27	0.58%
91282CAT8	U S TREASURY NOTE	U.S. Treasury Bond /	60,000.00	59,467.97	54,592.80	-	(442.80)	54,150.00	10/31/25	0.28%
91282CBB6	U S TREASURY NOTE	U.S. Treasury Bond /	100,000.00	87,769.53	86,602.00	-	(1,149.00)	85,453.00	12/31/27	0.73%
91282CBC4	U S TREASURY NOTE	U.S. Treasury Bond /	210,000.00	206,450.98	190,984.50	-	(1,696.80)	189,287.70	12/31/25	0.42%
91282CBH3	U S TREASURY NOTE	U.S. Treasury Bond /	160,000.00	156,395.32	145,025.60	-	(1,376.00)	143,649.60	01/31/26	0.42%
91282CCP4	U S TREASURY NOTE	U.S. Treasury Bond /	165,000.00	159,908.20	148,519.80	-	(1,521.30)	146,998.50	07/31/26	0.70%
91282CCW9	U S TREASURY NOTE	U.S. Treasury Bond /	35,000.00	34,250.78	31,556.00	-	(340.20)	31,215.80	08/31/26	0.84%
91282CCZ2	U S TREASURY NOTE	U.S. Treasury Bond /	65,000.00	64,796.88	58,776.90	-	(622.05)	58,154.85	09/30/26	0.98%
91282CDD0	U S TREASURY NOTE	U.S. Treasury Bond /	160,000.00	157,995.31	156,724.80	-	763.20	157,488.00	10/31/23	0.38%
91282CDG3	U S TREASURY NOTE	U.S. Treasury Bond /	55,000.00	53,014.84	50,035.15	-	(578.05)	49,457.10	10/31/26	1.25%
91282CDN8	U S TREASURY NOTE	U.S. Treasury Bond /	50,000.00	46,796.88	47,242.20	-	(185.50)	47,056.50	12/15/24	1.06%
91282C DR9	U S TREASURY NOTE	U.S. Treasury Bond /	60,000.00	59,107.03	58,432.20	-	231.60	58,663.80	12/31/23	0.77%
91282CDZ1	U S TREASURY NOTE	U.S. Treasury Bond /	70,000.00	65,594.92	66,453.80	-	(385.70)	66,068.10	02/15/25	1.59%
91282CED9	U S TREASURY NOTE	U.S. Treasury Bond /	40,000.00	38,176.56	38,078.00	-	(240.40)	37,837.60	03/15/25	1.85%
91282CEQ0	U S TREASURY NOTE	U.S. Treasury Bond /	70,000.00	66,901.95	67,779.60	-	(543.90)	67,235.70	05/15/25	2.86%
91282CER8	U S TREASURY NOTE	U.S. Treasury Bond /	100,000.00	99,820.31	97,367.00	-	28.00	97,395.00	05/31/24	2.57%
91282CFK2	U S TREASURY NOTE	U.S. Treasury Bond /	45,000.00	44,344.34	44,247.60	-	(463.95)	43,783.65	09/15/25	3.60%
91282CFM8	U S TREASURY NOTE	U.S. Treasury Bond /	100,000.00	101,900.00	100,981.00	-	(1,540.00)	99,441.00	09/30/27	4.15%
91282CFW6	U S TREASURY NOTE	U.S. Treasury Bond /	125,000.00	126,962.89	125,806.25	-	(1,455.00)	124,351.25	11/15/25	4.52%
91282CFZ9	U S TREASURY NOTE	U.S. Treasury Bond /	85,000.00	86,032.62	85,136.00	-	(1,341.30)	83,794.70	11/30/27	3.93%
923040GU7	VENTURA CNTY CA CMNTY CLG DIST TXBL	Municipal Bond /	60,000.00	60,000.00	57,784.20	-	(4.20)	57,780.00	08/01/24	1.87%
931142EX7	WALMART INC	Corporate Note	40,000.00	40,064.80	39,771.60	-	(536.40)	39,235.20	09/09/27	4.03%
977123X60	WISCONSIN ST TRANSN REV TAXABLE REF	Municipal Bond /	45,000.00	45,000.00	42,849.00	-	(5.40)	42,843.60	07/01/24	0.66%
Grand Total			32,889,426	\$ 32,793,188.35	\$ 5,209,946.41	\$ (150,369.06)	\$ 126,729.41	\$ 5,186,306.76		
VENTURA REGIONAL SANITATION DISTRICT-BAILLARD Total					\$ 31,577,882.30	\$ (432,866.69)	\$ 386,771.31	\$ 31,531,786.92		

See page 9 of 9 for securities sold or matured for the month ended June 30, 2023.

**VENTURA REGIONAL SANITATION DISTRICT
SECURITIES SOLD OR MATURED AS OF JUNE 30, 2023**

Settle Date	CUSIP	Transaction	Description	Interest Rate	Maturity Date	Par	Principal Proceeds	Purchase Cost	Realized G/L Cost this FY	Realized G/L Amortized Cost
06/26/2023	3137EAES4	MATURED PAR VALUE OF F H L M C M T N		0.250%	6/26/23	180,000.00	180,000.00	179,474.40	525.60	-
		VENTURA REGIONAL SANITATION DISTRICT-TOLLAND: 1078 Total				\$ 180,000.00	\$ 180,000.00	\$ 179,474.40	\$ 525.60	\$ -
06/08/2023	24422EVN6	SOLD PAR VALUE OF JOHN DEERE MTN		0.450%	1/17/24	50,000.00	48,486.50	49,964.50	(1,478.00)	(1,505.95)
06/09/2023	313383QR5	MATURED PAR VALUE OF F H L B DEB		3.250%	6/09/23	50,000.00	50,000.00	52,689.00	(2,689.00)	-
06/26/2023	3137EAES4	MATURED PAR VALUE OF F H L M C M T N		0.250%	6/26/23	60,000.00	60,000.00	59,824.80	175.20	-
06/06/2023	91282CDD0	SOLD PAR VALUE OF U S TREASURY NT		0.375%	10/31/23	20,000.00	19,607.03	19,789.06	(182.03)	(343.16)
		VENTURA REGIONAL SANITATION DISTRICT-COASTAL: 1079 Total				\$ 180,000.00	\$ 178,093.53	\$ 182,267.36	\$ (4,173.83)	\$ (1,849.11)
06/08/2023	24422EVN6	SOLD PAR VALUE OF JOHN DEERE MTN		0.450%	1/17/24	130,000.00	126,064.90	129,907.70	(3,842.80)	(3,915.48)
06/26/2023	3137EAES4	MATURED PAR VALUE OF F H L M C M T N		0.250%	6/26/23	70,000.00	70,000.00	69,795.60	204.40	-
06/06/2023	912828T26	SOLD PAR VALUE OF U S TREASURY NT		1.375%	9/30/23	35,000.00	34,570.70	34,246.68	324.02	-
06/05/2023	91282CCU3	SOLD PAR VALUE OF U S TREASURY NT		0.125%	8/31/23	25,000.00	24,694.34	24,941.41	(247.07)	(298.68)
		VENTURA REGIONAL SANITATION DISTRICT-BALLARD: 1080 Total				\$ 260,000.00	\$ 255,329.94	\$ 258,891.39	\$ (3,561.45)	\$ (4,214.16)
		Grand Total				\$ 620,000.00	\$ 613,423.47	\$ 620,633.15	\$ (7,209.68)	\$ (6,063.27)

Notes: Securities Sold and Matured are provided by PFM Asset Management & US Bank.

This page is intentionally blank



August 23, 2023

Board of Directors
Ventura Regional Sanitation District
Ventura, California

INVESTMENT REPORT – JULY 31, 2023

RECOMMENDATION

Receive and file the July 31, 2023 Investment Report

FISCAL IMPACT

None.

BACKGROUND/ANALYSIS


The attached report shows cash and investment holdings of the District at July 31, 2023. The VRSD Investment Policy requires that the report be transmitted to the Board within 30 to 60 days after the close of the month. The portfolio totals \$36.20 million at cost, decreasing \$0.13 million from \$36.33 million at the end of June 2023.

US Bank, who serves as the custodian, provides the market value shown for all U.S. Government securities. During the month of July, interest earnings for all investments were accrued in the amount of \$36,605. Fiscal year to date, \$36,605 has been earned. The unrealized gain or loss on investments is not recorded as income on a monthly basis. Recording it monthly skews the amount of interest reported since it could be at a loss one month and a gain the very next month and is not an actual gain or loss unless the government securities shown in Section D of the report are sold prior to their maturity date. It will be recorded at June 30, 2024, as required by governmental accounting standards.

The District investment holdings are in compliance with the investment policy approved by the Board of Directors on June 29, 2023. The portfolio has been managed with the stated objectives of safety, liquidity and earning a competitive rate of return. The investment program shown herein provides sufficient cash flow liquidity to meet the District's expense obligations for the next six months.

If you have any questions or need additional information, please contact me by phone at (805) 658-4646 or via email at TinaRivera@vrzd.com.

ALVERTINA RIVERA, DIRECTOR OF FINANCE

APPROVED FOR FISCAL IMPACT: 
Alvertina Rivera, Director of Finance

APPROVED FOR AGENDA: 
Chris Theisen, General Manager

Attachments: 1. VRSD July 2023 Investment Report

**VENTURA REGIONAL SANITATION DISTRICT
CASH & CASH EQUIVALENT AND INVESTMENT REPORT
FOR THE MONTH ENDED JULY 31, 2023**

COMPLIANCE REPORT AND CERTIFICATIONS

	BALANCE AT COST		INTEREST EARNED*	
	6/30/2023	CHANGE	7/31/2023	Fiscal YTD
A. Sweep Account	\$ 1,534,480	\$ (210,920)	\$ 1,323,560	\$ 1,062
B. Certificate of Deposit	\$ 725,580	\$ -	\$ 725,580	\$ 2,465
C. Pooled Funds (LAIF & County Pool)	\$ 1,279,701	\$ 9,794	\$ 1,289,494	\$ -
D. Funds & Securities held by Custodian	\$ 32,793,188	\$ 65,319	\$ 32,858,507	\$ 33,078
TOTAL	\$ 36,332,949	\$ (135,807)	\$ 36,197,142	\$ 36,605

*Interest Earned is based on estimates.

Investment Recap (C. & D.)	Market		At Par	
	Totals Per Trustee	Purchase Price (G/L)	\$	%
Pooled Funds				
LAIF	\$ 1,228,119	\$ 1,228,119	\$ 1,228,119	
Ventura County Pool	\$ 61,375	\$ 61,375	\$ 61,375	
Total Pooled Funds	\$ 1,289,494	\$ 1,289,494	\$ 1,289,494	3.77%
Securities:				
Money Market Funds	\$ 7,927,224	\$ 7,927,224	\$ 7,927,224	23.15%
U.S. T-Notes/Bonds	\$ 12,546,629	\$ 13,220,884	\$ 13,340,000	38.96%
Municipal Bonds	\$ 1,359,228	\$ 1,400,000	\$ 1,400,000	4.09%
Corporate Bonds/Notes	\$ 3,739,118	\$ 3,943,895	\$ 3,910,000	11.42%
Asset-Backed Security	\$ 369,868	\$ 384,110	\$ 384,159	1.12%
Supranationals	\$ 771,329	\$ 838,316	\$ 815,000	2.38%
Federal Agencies	\$ 4,940,590	\$ 5,144,079	\$ 5,175,000	15.11%
Total Securities	\$ 31,653,986	\$ 32,858,507	\$ 32,951,383	
Total Investments	\$ 32,943,481	\$ 34,148,002	\$ 34,240,878	100.00%

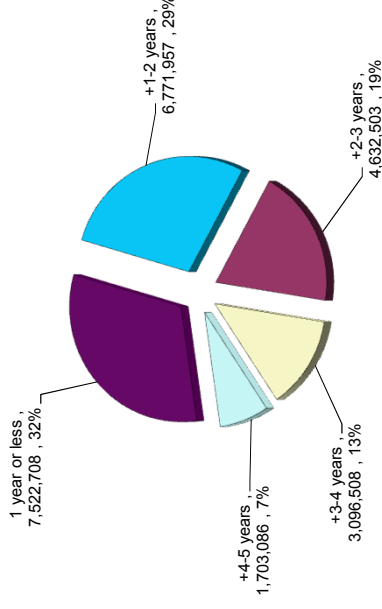
CERTIFICATIONS

I certify that all investment actions executed since the last report have been made in full compliance with the VRSD Investment Policy. In addition, sufficient investment liquidity and anticipated revenue are available to meet the next six (6) months' estimated expenses of the District.

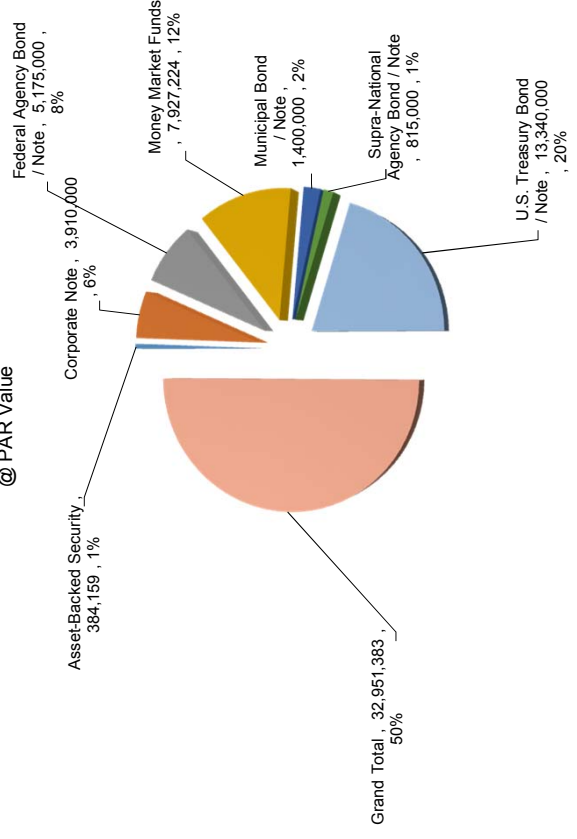
Alvertina Rivera, Director of Finance

Date

**Investment Maturity Schedule
U.S. T-Notes/Bonds & Agencies**



**Investment by Type
@ PAR Value**



**VENTURA REGIONAL SANITATION DISTRICT
CASH & CASH EQUIVALENT AND INVESTMENT REPORT
FOR THE MONTH ENDED JULY 31, 2023**

Item # 9

A. SWEEP ACCOUNT		6/30/2023	Net Deposits/ (Withdrawals)	Interest Received	7/31/2023	Yield	Market Value**
City National Bank	\$	1,534,479.69	\$ (211,599.78)	\$ 679.93	\$ 1,323,559.84	1.55%	\$ 1,323,559.84
B. CERTIFICATES OF DEPOSIT							
Mechanics Bank		4/1/2023	NA	4/1/2024	\$ 500,400.00	4.00%	\$ 500,400.00
Mechanics Bank		4/1/2023	NA	4/1/2024	125,100.00	4.00%	125,100.00
Mechanics Bank		4/1/2023	NA	4/1/2024	100,080.00	4.00%	100,080.00
	\$				<u>\$ 725,580.00</u>		<u>\$ 725,580.00</u>
C. POOLED FUNDS							
Local Agency Investment Fund	\$	1,218,552.73	\$ -	\$ 9,566.52	\$ 1,228,119.25	3.31%	\$ 1,228,119.25
Ventura County Pool		61,148.00	(0.03)	227.10	61,375.07	3.49%	* 61,375.07
	\$	<u>1,279,700.73</u>	\$	<u>9,793.62</u>	<u>\$ 1,289,494.32</u>		<u>\$ 1,289,494.32</u>

* Published rate does not represent net yield rate earned on District investment.

**Market Value is based on estimates.

**VENTURA REGIONAL SANITATION DISTRICT
CASH & CASH EQUIVALENT AND INVESTMENT REPORT
FOR THE MONTH ENDED JULY 31, 2023**

CUSIP	Asset Name	Asset Type	Shares/Units	Cost Basis	Market Value				Annual Yield	
					Beginning Balance 6/30/2023	Purchase/Sale or Maturity	Market Inc/(Dec)	Ending Balance 7/31/2023		Maturity Date
CAMP POOL	FEDERATED GOVERNMENT OBLIGATIONS	Money Market Funds	4,550,428.07	4,550,428.07	4,405,100.83	-	145,327.24	4,550,428.07	NA	NA
040654XU4	ARIZONA ST TRANSPRTN BRD HIGHWAY	Municipal Bond /	120,000.00	120,000.00	115,822.80	-	357.60	116,180.40	07/01/24	2.02%
143116NAC3	CARMAX AUTO OWNER TR	Asset-Backed	6,793.71	6,792.38	7,166.41	(586.50)	29.69	6,609.60	12/15/25	0.35%
24422EVN6	JOHN DEERE CAPITAL CORP	Corporate Note	75,000.00	74,946.75	72,971.25	-	336.75	73,308.00	01/17/24	0.46%
3130AFW94	FEDERAL HOME LOAN BKS	U.S. Treasury Bond /	230,000.00	229,185.80	225,975.00	-	315.10	226,290.10	02/13/24	2.54%
3130ATVC8	FEDERAL HOME LOAN BKS	Federal Agency	80,072.00	80,072.00	79,537.60	-	146.40	79,684.00	06/14/24	4.89%
3135G05R0	F N M A	Federal Agency	125,000.00	124,775.00	124,325.00	-	526.25	124,851.25	08/10/23	0.30%
3135G06H1	F N M A	Federal Agency	100,000.00	99,886.00	97,954.00	-	413.00	98,367.00	11/27/23	0.25%
3135G0X24	F N M A	Federal Agency	175,000.00	174,441.75	165,929.75	-	537.25	166,467.00	01/07/25	1.71%
3137EAEW5	F H L M C	Federal Agency	175,000.00	174,865.25	165,194.75	-	563.50	165,758.25	02/12/25	1.58%
3137EAF2	F H L M C M T N	Federal Agency	180,000.00	179,979.05	178,365.60	-	666.00	179,031.60	09/08/23	0.25%
38141CXS8	GOLDMAN SACHS GROUP INC	Corporate Note	45,000.00	44,955.45	44,028.00	-	195.75	44,223.75	12/04/23	0.25%
4581X0DK1	INTER AMERICAN DEVEL BK	Federal Agency	95,000.00	95,193.80	87,537.75	-	532.95	88,070.70	02/12/26	0.92%
61746BDQ6	MORGAN STANLEY	Supra-National	225,000.00	236,783.50	212,762.25	-	337.50	213,099.75	03/14/25	1.85%
69371RQ66	PACCAR FINANCIAL CORP	Corporate Note	125,000.00	132,316.25	123,168.75	-	185.00	123,353.75	04/29/24	3.93%
713448FB9	PEPSICO INC	Corporate Note	30,000.00	31,353.30	28,300.50	-	132.00	28,432.50	02/06/25	1.90%
797272QN4	SAN DIEGO CA CMNTY CLG DIST REF SER	Corporate Note	35,000.00	34,980.05	34,595.75	-	62.65	34,658.40	10/07/23	0.40%
874857KJ3	TAMALPAIS CA UNION HIGH SCH DIST	Municipal Bond /	85,000.00	85,000.00	84,762.85	-	237.15	85,000.00	08/01/23	1.97%
91159HHX1	US BANCORP	Corporate Note	100,000.00	99,911.00	96,455.00	-	411.00	96,866.00	07/30/24	2.48%
9128282Y5	U S TREASURY NOTE	U.S. Treasury Bond /	170,000.00	173,492.97	163,472.00	-	399.50	163,871.50	09/30/24	2.20%
9128283V0	U S TREASURY NOTE	U.S. Treasury Bond /	235,000.00	257,029.89	225,536.55	-	439.45	225,976.00	01/31/25	2.60%
9128284R8	U S TREASURY NOTE	U.S. Treasury Bond /	245,000.00	272,572.07	235,812.50	-	181.30	235,993.80	05/31/25	2.98%
9128285Z9	U S TREASURY NOTE	U.S. Treasury Bond /	60,000.00	63,857.81	59,004.00	-	140.40	59,144.40	01/31/24	2.54%
912828T26	U S TREASURY NOTE	U.S. Treasury Bond /	310,000.00	305,780.86	307,058.10	-	920.70	307,978.80	09/30/23	1.38%
912828Y87	U S TREASURY NOTE	U.S. Treasury Bond /	200,000.00	200,695.31	192,360.00	-	624.00	192,984.00	07/31/24	1.81%
923040GU7	VENTURA CNTY CA CMNTY CLG DIST TXBL	Municipal Bond /	120,000.00	120,000.00	114,560.00	(115,000.00)	382.80	115,942.80	08/01/24	1.86%
3135G05G4	F N M A	Federal Agency	90,000.00	90,000.00	85,687.20	-	355.50	86,042.70	07/10/23	0.25%
977123X60	WISCONSIN ST TRANSPN REV TAXABLE REF	Municipal Bond /	8,022,222	\$ 8,094,294.31	\$ 7,884,245.49	\$ (115,586.50)	\$ 154,955.13	\$ 7,923,614.12	07/01/24	0.65%
VENTURA REGIONAL SANITATION DISTRICT-MAIN T total										
CAMP POOL	FEDERATED GOVERNMENT OBLIGATIONS	Money Market Funds	2,773,161.18	2,773,161.18	2,508,176.59	-	264,984.59	2,773,161.18	NA	NA
023135BW5	AMAZON COM INC	Corporate Note	130,000.00	129,810.20	124,634.90	-	360.10	124,995.00	05/12/24	0.47%
3135G05G4	F N M A	Federal Agency	155,000.00	161,212.40	152,692.05	-	243.35	152,935.40	07/10/23	0.25%
025816CC1	AMERICAN EXPRESS CO	Corporate Note	75,000.00	74,466.75	66,720.75	(130,000.00)	117.00	-	07/13/23	0.13%
025816CM9	AMERICAN EXPRESS CO SR	Corporate Note	100,000.00	98,586.00	89,050.00	-	502.50	67,223.25	02/22/24	3.45%
02665WDZ1	AMERICAN HONDA FIN CORP	Corporate Note	100,000.00	100,000.00	93,169.00	-	213.00	89,263.00	11/04/26	1.84%
037833DT4	APPLE INC	Corporate Note	100,000.00	100,000.00	93,169.00	-	446.00	93,615.00	09/09/26	1.46%
040654XU4	ARIZONA ST TRANSPRTN BRD HIGHWAY	Municipal Bond /	100,000.00	100,000.00	96,519.00	-	298.00	96,817.00	05/11/25	1.20%
06406RBA4	BANK OF NY MELLON CORP	Corporate Note	75,000.00	75,090.75	67,493.25	-	321.75	67,815.00	07/01/24	2.02%
13077DQD7	CALIFORNIA ST UNIV REV SYSTEMWIDE	Municipal Bond /	40,000.00	40,000.00	36,326.80	-	104.80	36,431.60	01/26/27	2.27%
14041NFY2	CAPITAL ONE MULTI TR	Asset-Backed	70,000.00	69,990.35	65,868.60	(586.50)	312.90	66,181.50	11/16/26	1.10%
143116NAC3	CARMAX AUTO OWNER TR	Asset-Backed	6,793.71	6,792.38	7,166.41	-	29.69	6,609.60	12/15/25	0.35%
172967MX6	CITIGROUP INC	Corporate Note	50,000.00	50,000.00	47,844.50	-	267.00	48,111.50	05/01/25	1.02%
172967ND9	CITIGROUP INC	Corporate Note	50,000.00	50,041.00	46,838.50	-	240.50	47,079.00	11/03/25	1.36%
24422EVN6	JOHN DEERE CAPITAL CORP	Corporate Note	60,000.00	59,957.40	58,377.00	-	269.40	58,646.40	01/17/24	0.46%
24422EVU0	DEERE JOHN CAPITAL CORP	Corporate Note	40,000.00	39,974.00	37,792.40	-	140.40	37,932.80	09/10/24	0.66%
3130AFW94	FEDERAL HOME LOAN BKS	Federal Agency	180,000.00	179,362.80	176,850.00	-	246.60	177,096.60	02/13/24	2.54%
3130ANMHO	FEDERAL HOME LOAN BKS	Federal Agency	100,000.00	91,169.00	89,709.00	-	65.00	89,774.00	08/20/26	1.23%
3130APQ81	FEDERAL HOME LOAN BKS	Federal Agency	130,000.00	123,268.60	122,496.40	-	555.10	123,051.50	11/08/24	1.06%
3130ATVC8	FEDERAL HOME LOAN BKS	Federal Agency	100,000.00	100,090.00	99,422.00	-	183.00	99,605.00	06/14/24	4.89%
313383YJ4	FEDERAL HOME LOAN BKS	Federal Agency	150,000.00	152,609.40	149,425.50	-	214.50	149,640.00	09/08/23	3.38%
3133ENWP1	FEDERAL FARM CREDIT BKS	Federal Agency	240,000.00	239,676.00	234,180.00	-	417.60	234,597.60	05/16/24	2.69%
3134GWZV1	F H L M C M T N	Federal Agency	140,000.00	136,850.00	127,227.80	-	(26.60)	127,201.20	10/22/25	0.72%
3135G04Z3	F N M A	Federal Agency	140,000.00	139,710.20	128,531.20	-	310.80	128,842.00	06/17/25	0.54%

**VENTURA REGIONAL SANITATION DISTRICT
CASH & CASH EQUIVALENT AND INVESTMENT REPORT
FOR THE MONTH ENDED JULY 31, 2023**

CUSIP	Asset Name	Asset Type	Shares/Units	Cost Basis	Beginning Balance 6/30/2023	Purchase/Sale or Maturity	Market Value		Annual Yield
							Ending Balance 7/31/2023	Market Inc/(Dec)	
3135G05R0	F N M A	Federal Agency	135,000.00	134,757.00	134,271.00	-	568.35	134,839.35	0.30%
3135G05X7	F N M A	Federal Agency	140,000.00	139,344.80	127,393.00	-	263.20	127,656.20	0.41%
3135G06G3	F N M A	Federal Agency	125,000.00	124,552.50	113,290.00	-	156.25	113,446.25	0.55%
3135G06H1	F N M A	Federal Agency	115,000.00	114,868.90	112,647.10	-	474.95	113,122.05	0.25%
3135G0X24	F N M A	Federal Agency	100,000.00	99,681.00	94,371.00	-	307.00	95,124.00	1.71%
3137EAEP0	F H L M C	Federal Agency	200,000.00	199,846.00	188,794.00	-	644.00	189,438.00	1.58%
3137EAEP9	F H L M C M T N	Federal Agency	90,000.00	89,952.30	82,115.10	-	269.10	82,384.20	0.41%
3137EAEW5	F H L M C	Federal Agency	200,000.00	199,977.57	198,184.00	-	740.00	198,924.00	0.25%
3137EAEX3	F H L M C M T N	Federal Agency	185,000.00	184,443.15	167,863.45	-	453.25	168,316.70	0.41%
380144AD7	GM FIN AUTO LEAS TR	Asset-Backed	15,000.00	14,998.74	14,837.55	-	62.70	14,900.25	0.41%
38141GX58	GOLDMAN SACHS GROUP INC	Corporate Note	100,000.00	100,204.00	92,145.00	-	561.00	92,706.00	0.92%
43815EAC8	HONDA AUTO REC OWN TR 2021 3	Asset-Backed	34,942.42	34,941.91	36,160.02	(2,627.60)	163.25	33,695.67	0.43%
43815GAC3	HONDA AUTO REC OWN TR 2021 4	Asset-Backed	38,996.09	38,987.87	38,391.20	(1,003.91)	179.98	37,567.27	0.91%
458140BY5	INTEL CORP	Corporate Note	100,121.00	100,121.00	95,611.00	-	240.00	95,851.00	3.91%
4581X0DK1	INTER AMERICAN DEVEL BK	Supra-National	135,000.00	141,925.50	127,657.35	-	202.50	127,859.85	1.85%
4581X0DZ8	INTER AMERICAN DEVEL BK	Supra-National	210,000.00	209,844.60	197,851.50	-	711.90	198,563.40	0.53%
459200KT7	INTERNATIONAL BUSINESS MACHS	Corporate Note	100,000.00	101,561.00	97,238.00	-	133.00	97,371.00	4.26%
46647PCH7	JPMORGAN CHASE CO	Corporate Note	95,000.00	95,000.00	90,310.80	-	558.60	90,869.40	0.86%
58769KAD6	MERCEDES BENZ AUTO LEASE	Asset-Backed	37,193.66	37,190.84	42,990.84	(6,490.00)	205.95	36,706.79	0.41%
61746BDQ6	MORGAN STANLEY	Corporate Note	195,000.00	206,413.35	192,143.25	-	288.60	192,431.85	3.93%
61747YEG6	MORGAN STANLEY	Corporate Note	30,000.00	30,000.00	28,038.90	-	156.60	28,195.50	1.24%
63743HFET	NATIONAL RURAL UTILS COOP FIN	Corporate Note	20,000.00	19,994.60	19,239.60	-	38.00	19,277.60	3.58%
665859AW4	NORTHERN TR CORP SR NT	Corporate Note	70,000.00	70,676.20	67,435.90	-	229.60	67,665.50	4.14%
69371RQ66	PACCAR FINANCIAL CORP	Corporate Note	30,000.00	31,353.30	28,300.50	-	132.00	28,432.50	1.90%
797272QN4	SAN DIEGO CA CMNTY CLG DIST REF SER	Municipal Bond /	35,000.00	35,000.00	34,904.80	-	95.20	35,000.00	2.00%
874857KJ3	TAMALPAIS CA UNION HIGH SCH DIST	Municipal Bond /	85,000.00	85,000.00	84,762.85	-	237.15	85,000.00	1.97%
87612EBM7	TARGET CORP	Corporate Note	20,000.00	19,966.00	18,308.40	-	49.80	18,358.20	2.12%
89236TJK2	TOYOTA MTR CR CORP	Corporate Note	60,000.00	59,866.80	53,647.20	-	281.40	53,928.60	1.25%
91159HHX1	US BANCORP	Corporate Note	100,000.00	99,911.00	96,455.00	-	411.00	96,866.00	2.48%
9128282A7	U S TREASURY NOTE	U.S. Treasury Bond /	100,000.00	93,941.41	91,402.00	-	149.00	91,551.00	1.64%
9128282V5	U S TREASURY NOTE	U.S. Treasury Bond /	210,000.00	214,314.84	201,936.00	-	493.50	202,429.50	2.20%
9128283J7	U S TREASURY NOTE	U.S. Treasury Bond /	25,000.00	25,541.99	23,941.50	-	57.50	23,999.00	2.21%
9128283V0	U S TREASURY NOTE	U.S. Treasury Bond /	195,000.00	208,422.07	187,147.35	-	364.65	187,512.00	2.60%
9128284R8	U S TREASURY NOTE	U.S. Treasury Bond /	380,000.00	422,764.84	365,750.00	-	281.20	366,031.20	2.98%
9128286G0	U S TREASURY NOTE	U.S. Treasury Bond /	200,000.00	210,304.69	196,054.00	-	508.00	196,562.00	2.42%
912828V98	U S TREASURY NOTE	U.S. Treasury Bond /	130,000.00	127,201.95	128,766.30	-	386.10	129,152.40	1.38%
912828W71	U S TREASURY NOTE	U.S. Treasury Bond /	430,000.00	418,959.38	399,848.40	-	322.50	400,170.90	2.42%
912828WE6	U S TREASURY NOTE	U.S. Treasury Bond /	275,000.00	277,180.66	272,453.50	-	345.80	272,937.50	2.17%
912828X70	U S TREASURY NOTE	U.S. Treasury Bond /	140,000.00	140,628.90	136,112.20	-	431.20	136,543.40	2.05%
912828X88	U S TREASURY NOTE	U.S. Treasury Bond /	50,000.00	48,894.53	46,558.50	-	6.00	46,564.50	2.55%
91282CAM3	U S TREASURY NOTE	U.S. Treasury Bond /	200,000.00	196,335.94	181,148.00	-	430.00	181,578.00	0.28%
91282CAT8	U S TREASURY NOTE	U.S. Treasury Bond /	150,000.00	148,669.92	135,375.00	-	328.50	135,703.50	0.28%
91282CBC4	U S TREASURY NOTE	U.S. Treasury Bond /	600,000.00	589,750.00	540,822.00	-	1,146.00	541,968.00	0.42%
91282CBH3	U S TREASURY NOTE	U.S. Treasury Bond /	460,000.00	449,702.74	412,992.60	-	1,007.40	414,000.00	0.42%
91282CBQ3	U S TREASURY NOTE	U.S. Treasury Bond /	130,000.00	122,961.72	116,776.40	-	274.30	117,050.70	0.56%
91282CBT7	U S TREASURY NOTE	U.S. Treasury Bond /	100,000.00	96,148.44	90,383.00	-	152.00	90,535.00	0.83%
91282CBV2	U S TREASURY NOTE	U.S. Treasury Bond /	95,000.00	90,524.61	91,330.15	-	393.30	91,723.45	0.39%
91282CCJ6	U S TREASURY NOTE	U.S. Treasury Bond /	425,000.00	429,316.41	382,933.50	-	561.00	383,494.50	0.97%
91282CCP4	U S TREASURY NOTE	U.S. Treasury Bond /	200,000.00	193,828.13	178,180.00	-	336.00	178,516.00	0.70%
91282CCU3	U S TREASURY NOTE	U.S. Treasury Bond /	365,000.00	364,144.53	362,007.00	-	1,427.15	363,434.15	0.13%
91282CCZ2	U S TREASURY NOTE	U.S. Treasury Bond /	110,000.00	109,377.34	98,415.90	-	154.00	98,569.90	0.98%
91282CDD0	U S TREASURY NOTE	U.S. Treasury Bond /	380,000.00	375,357.81	374,034.00	-	1,333.80	375,367.80	0.38%
91282CDG3	U S TREASURY NOTE	U.S. Treasury Bond /	285,000.00	266,732.03	256,277.70	-	433.20	256,710.90	1.25%
91282CDH1	U S TREASURY NOTE	U.S. Treasury Bond /	255,000.00	249,279.50	239,840.25	-	874.65	240,714.90	0.79%
91282CDZ1	U S TREASURY NOTE	U.S. Treasury Bond /	310,000.00	298,321.49	292,587.30	-	775.00	293,362.30	1.59%

**VENTURA REGIONAL SANITATION DISTRICT
CASH & CASH EQUIVALENT AND INVESTMENT REPORT
FOR THE MONTH ENDED JULY 31, 2023**

CUSIP	Asset Name	Asset Type	Shares/Units	Cost Basis	Beginning Balance 6/30/2023	Purchase/Sale or Maturity	Market Value		Annual Yield
							Market Inc/(Dec)	Ending Balance 7/31/2023	
91282CER8	U S TREASURY NOTE	U.S. Treasury Bond /	130,000.00	129,766.41	126,613.50	-	293.80	126,907.30	2.56%
923040G07	VENTURA CNTY CA CMINTY CLG DIST TXBL	Municipal Bond /	130,000.00	130,000.00	125,190.00	-	414.70	125,604.70	1.86%
931142EX7	WALMART INC	Corporate Note	100,000.00	100,162.00	98,088.00	-	158.00	98,246.00	4.02%
977123X60	WISCONSIN ST TRANSN REV TAXABLE REF	Municipal Bond /	100,000.00	100,000.00	95,208.00	-	395.00	95,603.00	0.65%
98163KAC6	WORLD OMNI AUTO REC TR	Asset-Backed	47,303.96	47,297.52	47,919.50	(2,696.04)	221.45	45,444.91	0.84%
	VENTURA REGIONAL SANITATION DISTRICT-TOLAND Total		14,643,391	\$ 14,620,784.28	\$ 13,954,794.21	\$ (243,404.05)	\$ 294,958.01	\$ 14,006,348.17	
CAMP POOL	FEDERATED GOVERNMENT OBLIGATIONS	Money Market Funds	286,666.21	286,666.21	159,031.86	-	127,634.35	286,666.21	NA
023135BW5	AMAZON COM INC	Corporate Note	45,000.00	44,934.30	43,142.85	-	124.65	43,267.50	0.47%
3135G05G4	F N M A	Federal Agency	55,000.00	57,204.40	119,892.00	(120,000.00)	108.00	-	0.25%
025816CC1	AMERICAN EXPRESS CO	Corporate Note	30,000.00	29,786.70	54,181.05	-	86.35	54,267.40	3.45%
025816CM9	AMERICAN EXPRESS CO SR	Corporate Note	30,000.00	30,063.00	27,950.70	-	201.00	26,889.30	1.84%
037833DT4	APPLE INC	Corporate Note	50,000.00	50,000.00	48,259.50	-	133.80	28,084.50	1.20%
040654XU4	ARIZONA ST TRANSPRTN BRD HIGHWAY	Municipal Bond /	25,000.00	22,312.25	22,319.25	-	80.25	22,399.50	2.02%
06051GJS9	BK OF AMERICA CORP	Corporate Note	35,000.00	35,042.35	31,496.85	-	150.15	31,647.00	1.94%
06406RBA4	BANK OF NY MELLON CORP	Corporate Note	15,000.00	15,000.00	13,622.55	-	39.30	13,661.85	0.95%
13077DQD7	CALIFORNIA ST UNIV REV SYSTEMWIDE	Municipal Bond /	30,000.00	29,995.87	28,229.40	-	134.10	28,363.50	1.10%
14041NFY2	CAPITAL ONE MULTI TR	Asset-Backed	15,000.00	15,000.00	14,353.35	-	80.10	14,433.45	1.02%
172967MX6	CITIGROUP INC	Corporate Note	50,000.00	50,041.00	46,838.50	-	240.50	47,079.00	1.36%
172967ND9	CITIGROUP INC	Corporate Note	20,000.00	19,998.75	19,962.60	-	(17.20)	19,945.40	4.76%
24422EWX3	JOHN DEERE CAPITAL CORP	Corporate Note	50,000.00	49,796.00	47,918.50	-	169.00	48,087.50	1.82%
254687FK7	WALT DISNEY COMPANY THE	Corporate Note	35,000.00	35,052.50	34,611.85	-	279.65	34,891.50	4.61%
30303M8L9	META PLATFORMS INC	Corporate Note	65,000.00	64,769.90	63,862.50	-	89.05	63,951.55	2.54%
3130AFW94	FEDERAL HOME LOAN BKS	Federal Agency	45,000.00	44,776.80	41,634.00	-	88.20	41,722.20	0.54%
3130AJHU6	FEDERAL HOME LOAN BKS	Federal Agency	75,000.00	68,376.75	67,281.75	-	48.75	67,330.50	1.23%
3130ANMHO	FEDERAL HOME LOAN BKS	Federal Agency	40,000.00	37,928.80	37,691.20	-	170.80	37,862.00	1.06%
3130ATVC8	FEDERAL HOME LOAN BKS	Federal Agency	30,000.00	30,027.00	29,826.60	-	54.90	29,881.50	4.89%
3130APQ81	FEDERAL HOME LOAN BKS	Federal Agency	90,000.00	89,878.50	87,817.50	-	156.60	87,974.10	2.69%
3133ENWP1	FEDERAL FARM CREDIT BKS	Federal Agency	45,000.00	43,987.50	40,894.65	-	(8.55)	40,886.10	0.72%
3134GWZV1	F H L M C M T N	Federal Agency	100,000.00	99,794.00	92,482.00	-	216.00	92,698.00	0.67%
3135G03U5	F N M A DEB	Federal Agency	35,000.00	34,927.55	32,132.80	-	77.70	32,210.50	0.54%
3135G04Z3	F N M A	Federal Agency	45,000.00	44,919.00	44,757.00	-	189.45	44,946.45	0.30%
3135G05R0	F N M A	Federal Agency	25,000.00	24,883.00	22,748.75	-	47.00	22,795.75	0.41%
3135G06G3	F N M A	Federal Agency	40,000.00	39,856.80	36,252.80	-	50.00	36,302.80	0.55%
3135G06H1	F N M A	Federal Agency	40,000.00	39,954.40	39,181.60	-	165.20	39,346.80	0.25%
3137EAEPO	F H L M C	Federal Agency	30,000.00	29,976.90	28,319.10	-	96.60	28,415.70	1.58%
3137EAEU9	F H L M C M T N	Federal Agency	30,000.00	29,850.60	27,371.70	-	89.70	27,461.40	0.41%
3137EAEW5	F H L M C	Federal Agency	75,000.00	74,993.19	74,319.00	-	277.50	74,596.50	0.25%
3137EAEX3	F H L M C M T N	Federal Agency	60,000.00	59,819.40	54,442.20	-	147.00	54,589.20	0.41%
380144AD7	GM FIN AUTO LEAS TR	Asset-Backed	5,000.00	4,999.58	4,945.85	-	20.90	4,966.75	0.41%
38141GX58	GOLDMAN SACHS GROUP INC	Corporate Note	35,000.00	35,071.40	32,250.75	-	196.35	32,447.10	0.92%
43815GAC3	HONDA AUTO REC OWN R TR 2021 4	Asset-Backed	14,623.53	14,620.45	14,396.70	(376.47)	67.49	14,087.72	0.91%
458140BY5	INTEL CORP	Corporate Note	35,000.00	35,042.35	33,463.85	-	84.00	33,547.85	3.91%
4581XDDK1	INTER AMERICAN DEVEL BK	Corporate Note	45,000.00	47,308.50	42,552.45	-	67.50	42,619.95	1.85%
4581XODZ8	INTER AMERICAN DEVEL BK	Corporate Note	70,000.00	69,948.20	65,950.50	-	237.30	66,187.80	0.53%
459200KT7	INTERNATIONAL BUSINESS MACHS	Corporate Note	35,000.00	35,546.35	34,033.30	-	46.55	34,079.85	4.26%
46647PCH7	JPMORGAN CHASE CO	Corporate Note	30,000.00	30,000.00	28,519.20	-	176.40	28,695.60	0.86%
539830BZ1	LOCKHEED MARTIN CORP	Corporate Note	15,000.00	14,955.00	14,785.80	-	80.70	14,866.50	4.49%
58769KAD6	MERCEDES BENZ AUTO LEASE	Asset-Backed	11,444.21	11,443.34	13,227.95	(1,996.92)	63.38	11,294.41	0.41%
61746BDQ6	MORGAN STANLEY	Corporate Note	70,000.00	74,097.10	68,974.50	-	103.60	69,078.10	3.93%
61747YEG6	MORGAN STANLEY	Corporate Note	20,000.00	20,000.00	18,692.60	-	104.40	18,797.00	1.24%
63743HFET	NATIONAL RURAL UTILS COOP FIN	Corporate Note	10,000.00	9,997.30	9,619.80	-	19.00	9,638.80	3.58%
665859AW4	NORTHERN TR CORP SR NT	Corporate Note	25,000.00	25,241.50	24,084.25	-	82.00	24,166.25	4.14%

**VENTURA REGIONAL SANITATION DISTRICT
CASH & CASH EQUIVALENT AND INVESTMENT REPORT
FOR THE MONTH ENDED JULY 31, 2023**

CUSIP	Asset Name	Asset Type	Shares/Units	Cost Basis	Beginning Balance 6/30/2023	Purchase/Sale or Maturity	Market Value		Ending Balance 7/31/2023	Maturity Date	Annual Yield
							Market Inc/(Dec)	Market Value			
69371RQ66	PACCAR FINANCIAL CORP	Corporate Note	10,000.00	10,451.10	9,433.50	-	44.00	9,477.50	02/06/25	1.90%	
713448FB9	PEPSICO INC	Corporate Note	20,000.00	19,988.60	19,769.00	-	35.80	19,804.80	10/07/23	0.40%	
797272QN4	SAN DIEGO CA CMNTY CLG DIST REF SER	Municipal Bond /	15,000.00	15,000.00	14,959.20	-	40.80	15,000.00	08/01/23	2.00%	
874857KJ3	TAMALPAIS CA UNION HIGH SCH DIST	Municipal Bond /	40,000.00	40,000.00	39,888.40	-	111.60	40,000.00	08/01/23	1.97%	
87612EBM7	TARGET CORP	Corporate Note	5,000.00	4,991.50	4,577.10	-	12.45	4,589.55	01/15/27	2.12%	
892361JK2	TOYOTA MTR CR CORP	Corporate Note	20,000.00	19,955.60	17,882.40	-	93.80	17,976.20	06/18/26	1.25%	
91159HXX1	US BANCORP	Corporate Note	40,000.00	39,964.40	38,582.00	-	164.40	38,746.40	07/30/24	2.48%	
9128282A7	U S TREASURY NOTE	U.S. Treasury Bond /	180,000.00	168,572.27	164,523.60	-	268.20	164,791.80	08/15/26	1.64%	
9128282R0	U S TREASURY NOTE	U.S. Treasury Bond /	35,000.00	32,003.12	32,354.35	-	(5.25)	32,349.10	08/15/27	2.43%	
9128282Y5	U S TREASURY NOTE	U.S. Treasury Bond /	60,000.00	61,291.79	57,696.00	-	141.00	57,837.00	09/30/24	2.20%	
9128283F5	U S TREASURY NOTE	U.S. Treasury Bond /	100,000.00	93,683.59	92,106.00	-	3.00	92,109.00	11/15/27	2.44%	
9128283J7	U S TREASURY NOTE	U.S. Treasury Bond /	15,000.00	15,325.20	14,364.90	-	34.50	14,399.40	11/30/24	2.21%	
9128283W8	U S TREASURY NOTE	U.S. Treasury Bond /	100,000.00	95,675.78	93,981.00	-	(90.00)	93,891.00	02/15/28	2.93%	
9128284R8	U S TREASURY NOTE	U.S. Treasury Bond /	100,000.00	111,253.91	96,250.00	-	74.00	96,324.00	05/31/25	2.98%	
912828W48	U S TREASURY NOTE	U.S. Treasury Bond /	30,000.00	30,011.72	29,366.10	-	76.20	29,442.30	02/29/24	2.17%	
912828W71	U S TREASURY NOTE	U.S. Treasury Bond /	65,000.00	66,226.37	63,445.85	-	172.90	63,618.75	03/31/24	2.17%	
912828X88	U S TREASURY NOTE	U.S. Treasury Bond /	60,000.00	58,673.44	55,870.20	-	7.20	55,877.40	05/15/27	2.55%	
912828XZ8	U S TREASURY NOTE	U.S. Treasury Bond /	50,000.00	55,498.05	47,969.00	-	37.00	48,006.00	06/30/25	2.86%	
91282CAH4	U S TREASURY NOTE	U.S. Treasury Bond /	175,000.00	149,856.44	150,130.75	-	185.50	150,316.25	08/31/27	0.58%	
91282CAM3	U S TREASURY NOTE	U.S. Treasury Bond /	100,000.00	98,167.97	90,574.00	-	215.00	90,789.00	09/30/25	0.28%	
91282CAT8	U S TREASURY NOTE	U.S. Treasury Bond /	40,000.00	39,645.31	36,100.00	-	87.60	36,187.60	10/31/25	0.28%	
91282CAU5	U S TREASURY NOTE	U.S. Treasury Bond /	40,000.00	35,101.56	34,140.80	-	40.40	34,181.20	10/31/27	0.59%	
91282CBC4	U S TREASURY NOTE	U.S. Treasury Bond /	110,000.00	108,086.72	99,150.70	-	210.10	99,360.80	12/31/25	0.42%	
91282CBH3	U S TREASURY NOTE	U.S. Treasury Bond /	210,000.00	205,244.92	188,540.10	-	459.90	189,000.00	01/31/26	0.42%	
91282CBV2	U S TREASURY NOTE	U.S. Treasury Bond /	75,000.00	71,935.55	72,102.75	-	310.50	72,413.25	04/15/24	0.39%	
91282CCJ8	U S TREASURY NOTE	U.S. Treasury Bond /	105,000.00	106,066.41	94,607.10	-	138.60	94,745.70	06/30/26	0.97%	
91282CCP4	U S TREASURY NOTE	U.S. Treasury Bond /	110,000.00	106,605.47	97,999.00	-	184.80	98,183.80	07/31/26	0.70%	
91282CCW9	U S TREASURY NOTE	U.S. Treasury Bond /	80,000.00	78,287.50	71,350.40	-	140.00	71,490.40	08/31/26	0.84%	
91282CDD0	U S TREASURY NOTE	U.S. Treasury Bond /	140,000.00	137,413.29	137,802.00	-	491.40	138,293.40	10/31/23	0.38%	
91282CDG3	U S TREASURY NOTE	U.S. Treasury Bond /	85,000.00	81,977.73	76,433.70	-	129.20	76,562.90	10/31/26	1.25%	
91282CDS7	U S TREASURY NOTE	U.S. Treasury Bond /	50,000.00	47,347.66	47,019.50	-	144.50	47,164.00	01/15/25	1.19%	
91282CE44	U S TREASURY NOTE	U.S. Treasury Bond /	125,000.00	119,721.68	117,143.75	-	63.75	117,207.50	03/31/27	2.67%	
91282CF4A	U S TREASURY NOTE	U.S. Treasury Bond /	65,000.00	63,641.60	63,352.25	-	152.10	63,504.35	07/31/24	3.07%	
91282CFE6	U S TREASURY NOTE	U.S. Treasury Bond /	100,000.00	97,562.50	96,582.00	-	39.00	96,621.00	08/15/25	3.23%	
91282CGD7	U S TREASURY NOTE	U.S. Treasury Bond /	40,000.00	39,948.44	39,440.80	-	29.60	39,470.40	12/31/24	4.31%	
91282CGN5	U S TREASURY NOTE	U.S. Treasury Bond /	30,000.00	30,322.27	29,766.90	-	6.90	29,773.80	02/28/25	4.66%	
923040GU7	VENTURA CNTY CA CMNTY CLG DIST TXBL	Municipal Bond /	40,000.00	40,000.00	38,520.00	-	127.60	38,647.60	08/01/24	1.86%	
93114ZEX7	WALMART INC	Corporate Note	35,000.00	35,056.70	34,330.80	-	55.30	34,386.10	09/09/27	4.02%	
977123X60	WISCONSIN ST TRANSN REV TAXABLE REF	Municipal Bond /	35,000.00	35,000.00	33,322.80	-	138.25	33,461.05	07/01/24	0.65%	
VENTURA REGIONAL SANITATION DISTRICT-COASTAL Total					\$ 4,506,440.46	\$ (122,373.39)	\$ 137,470.07	\$ 4,521,537.14			
CAMP POOL	FEDERATED GOVERNMENT OBLIGATIONS	Money Market Funds	316,968.73	316,968.73	189,220.11	-	127,748.62	316,968.73	NA	NA	
3135G05G4	F N M A	Federal Agency	45,000.00	44,934.30	43,142.85	(120,000.00)	108.00	-	07/10/23	0.25%	
023135BW5	AMAZON COM INC	Corporate Note	50,000.00	52,004.00	49,255.50	-	124.65	43,267.50	05/12/24	0.47%	
025816CC1	AMERICAN EXPRESS CO	Federal Agency	40,000.00	39,715.60	35,584.40	-	78.50	49,334.00	02/22/24	3.45%	
025816CM9	AMERICAN EXPRESS CO SR	U.S. Treasury Bond /	45,000.00	45,094.50	41,926.05	-	200.70	35,852.40	11/04/26	1.84%	
037833DT4	APPLE INC	Corporate Note	70,000.00	70,000.00	67,563.30	-	208.60	42,126.75	05/11/25	1.20%	
040654XU4	ARIZONA ST TRANSPRTN BRD HIGHWAY	Municipal Bond /	30,000.00	26,774.70	26,783.10	-	96.30	26,879.40	07/01/24	2.02%	
06051GJS9	BK OF AMERICA CORP	Corporate Note	35,000.00	35,042.35	31,496.85	-	150.15	31,647.00	01/26/27	2.27%	
06406RBA4	BANK OF NY MELLON CORP	Corporate Note	15,000.00	15,000.00	13,622.55	-	39.30	13,661.85	11/01/25	0.95%	
13077DQD7	CALIFORNIA ST UNIV REV SYSTEMWIDE	Municipal Bond /	35,000.00	34,995.18	32,934.30	-	156.45	33,090.75	11/16/26	1.10%	
14041NFY2	CAPITAL ONE MULTI TR	Asset-Backed	20,000.00	20,000.00	19,137.80	-	106.80	19,244.60	05/01/25	1.02%	
172967MX6	CITIGROUP INC	Corporate Note									

**VENTURA REGIONAL SANITATION DISTRICT
CASH & CASH EQUIVALENT AND INVESTMENT REPORT
FOR THE MONTH ENDED JULY 31, 2023**

CUSIP	Asset Name	Asset Type	Shares/Units	Cost Basis	Beginning Balance 6/30/2023	Purchase/Sale or Maturity	Market Value			Annual Yield
							Ending Balance 7/31/2023	Market Inc/(Dec)	Maturity Date	
172967ND9	CITIGROUP INC	Corporate Note	55,000.00	55,045.10	51,522.35	-	264.55	51,786.90	11/03/25	1.36%
24422EWX3	JOHN DEERE CAPITAL CORP	Corporate Note	25,000.00	25,006.20	24,953.25	-	(21.50)	24,931.75	06/08/26	4.76%
254687FK7	WALT DISNEY COMPANY THE	Corporate Note	60,000.00	59,755.20	57,502.20	-	202.80	57,705.00	08/30/24	1.82%
30303M8L9	META PLATFORMS INC	Corporate Note	40,000.00	40,060.00	39,556.40	-	319.60	39,876.00	05/15/28	4.61%
3130ANM10	FEDERAL HOME LOAN BKS	Federal Agency	75,000.00	68,376.75	67,281.75	-	48.75	67,330.50	08/20/26	1.23%
3130APQ81	FEDERAL HOME LOAN BKS	Federal Agency	50,000.00	47,411.00	47,114.00	-	213.50	47,327.50	11/08/24	1.06%
3130ATVC8	FEDERAL HOME LOAN BKS	Federal Agency	40,000.00	40,036.00	39,768.80	-	73.20	39,842.00	06/14/24	4.89%
3130ATVD6	FEDERAL HOME LOAN BKS	Federal Agency	70,000.00	70,317.80	69,498.80	-	151.90	69,650.70	09/13/24	4.90%
3133ENWP1	FEDERAL FARM CREDIT BKS	Federal Agency	30,000.00	29,959.50	29,272.50	-	52.20	29,324.70	05/16/24	2.69%
3133X8L34	FEDERAL HOME LOAN BKS	Federal Agency	50,000.00	60,370.00	49,982.50	-	(16.00)	49,966.50	09/09/24	5.37%
3134GWZV1	F H L M C M T N	Federal Agency	55,000.00	53,762.50	49,982.35	-	(10.45)	49,971.90	10/22/25	0.72%
3135G04Z3	F N M A	Federal Agency	50,000.00	49,896.50	45,904.00	-	111.00	46,015.00	06/17/25	0.54%
3135G05X7	F N M A	Federal Agency	45,000.00	44,789.40	40,947.75	-	84.60	41,032.35	08/25/25	0.41%
3135G06G3	F N M A	Federal Agency	45,000.00	44,838.90	39,181.60	-	56.25	40,840.65	11/07/25	0.55%
3135G06H1	F N M A	Federal Agency	40,000.00	39,954.40	39,181.60	-	165.20	39,346.80	11/27/23	0.25%
3135G0X24	F N M A	Federal Agency	70,000.00	69,776.70	66,371.90	-	214.90	66,586.80	01/07/25	1.71%
3137EAEPO	F H L M C	Federal Agency	75,000.00	74,942.25	70,797.75	-	241.50	71,039.25	02/12/25	1.58%
3137EAEU9	F H L M C M T N	Federal Agency	130,000.00	129,797.60	118,610.70	-	388.70	118,999.40	07/21/25	0.41%
3137EAEW5	F H L M C	Federal Agency	80,000.00	79,991.54	79,273.60	-	296.00	79,569.60	09/08/23	0.25%
380144AD7	GM FIN AUTO LEAS TR	Asset-Backed	5,000.00	4,999.58	4,945.85	-	20.90	4,966.75	05/20/25	0.41%
3814TGXS8	GOLDMAN SACHS GROUP INC	Corporate Note	40,000.00	40,081.60	36,858.00	-	224.40	37,082.40	02/12/26	0.92%
43815GAC3	HONDA AUTO REC OWNR TR 2021 4	Asset-Backed	14,623.53	14,620.45	14,396.70	(376.47)	67.49	14,087.72	01/21/26	0.91%
458140BY5	INTEL CORP	Corporate Note	40,000.00	40,048.40	38,244.40	-	96.00	38,340.40	08/05/27	3.91%
4581X0DK1	INTER AMERICAN DEVEL BK	Supra-National	50,000.00	52,565.00	47,280.50	-	75.00	47,355.50	03/14/25	1.85%
4581X0DZ8	INTER AMERICAN DEVEL BK	Supra-National	80,000.00	79,940.80	75,372.00	-	271.20	75,643.20	09/23/24	0.53%
459200KT7	INTERNATIONAL BUSINESS MACHS	Corporate Note	30,000.00	30,468.30	29,171.40	-	39.90	29,211.30	07/27/27	4.26%
46647PCH7	JPMORGAN CHASE CO	Corporate Note	40,000.00	40,000.00	38,025.60	-	235.20	38,260.80	06/01/25	0.86%
539830BZ1	LOCKHEED MARTIN CORP	Corporate Note	20,000.00	19,937.00	19,714.40	-	107.60	19,822.00	05/15/28	4.49%
58769KAD6	MERCEDES BENZ AUTO LEASE	Asset-Backed	11,444.21	11,443.34	13,227.95	(1,996.92)	63.38	11,294.41	11/15/24	0.41%
61746BDQ6	MORGAN STANLEY	Corporate Note	50,000.00	52,926.50	49,267.50	-	74.00	49,341.50	04/29/24	3.93%
61747YEG6	MORGAN STANLEY	Corporate Note	25,000.00	25,000.00	23,365.75	-	130.50	23,496.25	10/21/25	1.24%
63743HF7	NATIONAL RURAL UTILS COOP FIN	Corporate Note	10,000.00	9,997.30	9,619.80	-	82.00	9,638.80	06/15/25	3.58%
66585AWA4	NORTHSTAR TR CORP SR NT	Corporate Note	25,000.00	25,241.50	24,084.25	-	66.00	24,166.25	05/10/27	4.14%
69371RQ66	PACCAR FINANCIAL CORP	Corporate Note	15,000.00	15,676.65	14,150.25	-	54.40	14,216.25	02/06/25	1.90%
713448FB9	PEPSICO INC	Corporate Note	20,000.00	19,988.60	19,769.00	-	35.80	19,804.80	10/07/23	0.40%
797272QN4	SAN DIEGO CA CMNTY CLG DIST REF SER	Municipal Bond /	20,000.00	20,000.00	19,945.60	-	54.40	20,000.00	08/01/23	2.00%
874857KJ3	TAMALPAIS CA UNION HIGH SCH DIST	Municipal Bond /	55,000.00	55,000.00	54,846.55	-	153.45	55,000.00	08/01/23	1.97%
87612EBM7	TARGET CORP	Corporate Note	5,000.00	4,991.50	4,577.10	-	12.45	4,589.55	01/15/27	2.12%
89236TJK2	TOYOTA MTR CR CORP	Corporate Note	25,000.00	24,944.50	22,353.00	-	117.25	22,470.25	06/18/26	1.25%
91159HX1	US BANCORP	Corporate Note	60,000.00	59,946.60	57,873.00	-	246.60	58,119.60	07/30/24	2.48%
9128282A7	U S TREASURY NOTE	U.S. Treasury Bond /	175,000.00	163,987.11	159,953.50	-	280.75	160,214.25	08/15/26	1.64%
9128282F0	U S TREASURY NOTE	U.S. Treasury Bond /	160,000.00	148,397.66	147,905.60	-	(24.00)	147,881.60	08/15/27	2.43%
9128282Y5	U S TREASURY NOTE	U.S. Treasury Bond /	30,000.00	30,616.40	28,848.00	-	70.50	28,918.50	09/30/24	2.20%
9128283W8	U S TREASURY NOTE	U.S. Treasury Bond /	125,000.00	117,962.89	117,476.25	-	(112.50)	117,363.75	02/15/28	2.93%
9128284R8	U S TREASURY NOTE	U.S. Treasury Bond /	140,000.00	155,755.47	134,750.00	-	103.60	134,853.60	05/31/25	2.98%
912828J27	U S TREASURY NOTE	U.S. Treasury Bond /	30,000.00	32,323.83	28,556.40	-	54.90	28,611.30	02/15/25	2.10%
912828T26	U S TREASURY NOTE	U.S. Treasury Bond /	53,816.21	53,816.21	54,478.05	-	163.35	54,641.40	09/30/23	1.38%
912828V98	U S TREASURY NOTE	U.S. Treasury Bond /	110,000.00	107,211.33	102,286.80	-	82.50	102,369.30	02/15/27	2.42%
912828W48	U S TREASURY NOTE	U.S. Treasury Bond /	45,000.00	43,693.95	44,049.15	-	114.30	44,163.45	02/29/24	2.17%
912828WE6	U S TREASURY NOTE	U.S. Treasury Bond /	166,308.40	166,308.40	163,472.10	-	290.40	163,762.50	11/15/23	2.77%
91282CAH4	U S TREASURY NOTE	U.S. Treasury Bond /	125,000.00	106,728.52	107,236.25	-	132.50	107,368.75	08/31/27	0.58%
91282CAT8	U S TREASURY NOTE	U.S. Treasury Bond /	60,000.00	59,467.97	54,150.00	-	131.40	54,281.40	10/31/25	0.28%
91282CBB6	U S TREASURY NOTE	U.S. Treasury Bond /	100,000.00	87,769.53	85,453.00	-	70.00	85,523.00	12/31/27	0.73%

**VENTURA REGIONAL SANITATION DISTRICT
CASH & CASH EQUIVALENT AND INVESTMENT REPORT
FOR THE MONTH ENDED JULY 31, 2023**

CUSIP	Asset Name	Asset Type	Shares/Units	Cost Basis	Beginning Balance 6/30/2023	Market Value			Annual Yield
						Purchase/Sale or Maturity	Market Inc/(Dec)	Ending Balance 7/31/2023	
91282CBC4	U S TREASURY NOTE	U.S. Treasury Bond /	210,000.00	206,450.98	189,287.70	-	401.10	189,688.80	0.42%
91282CBH3	U S TREASURY NOTE	U.S. Treasury Bond /	160,000.00	156,395.32	143,649.60	-	350.40	144,000.00	0.42%
91282CCP4	U S TREASURY NOTE	U.S. Treasury Bond /	165,000.00	159,908.20	146,998.50	-	277.20	147,275.70	0.70%
91282CCW9	U S TREASURY NOTE	U.S. Treasury Bond /	35,000.00	34,250.78	31,215.80	-	61.25	31,277.05	0.84%
91282CCZ2	U S TREASURY NOTE	U.S. Treasury Bond /	65,000.00	64,796.88	58,154.85	-	91.00	58,245.85	0.98%
91282CDD0	U S TREASURY NOTE	U.S. Treasury Bond /	160,000.00	157,995.31	157,488.00	-	561.60	158,049.60	0.38%
91282CDG3	U S TREASURY NOTE	U.S. Treasury Bond /	55,000.00	53,014.84	49,457.10	-	83.60	49,540.70	1.25%
91282CDN8	U S TREASURY NOTE	U.S. Treasury Bond /	50,000.00	46,796.88	47,056.50	-	162.50	47,219.00	1.06%
91282CDR9	U S TREASURY NOTE	U.S. Treasury Bond /	60,000.00	59,107.03	58,663.80	-	197.40	58,861.20	0.76%
91282CDZ1	U S TREASURY NOTE	U.S. Treasury Bond /	70,000.00	65,594.92	66,068.10	-	175.00	66,243.10	1.59%
91282CED9	U S TREASURY NOTE	U.S. Treasury Bond /	40,000.00	38,176.56	37,837.60	-	87.60	37,925.20	1.85%
91282CEQ0	U S TREASURY NOTE	U.S. Treasury Bond /	100,000.00	66,901.95	67,235.70	-	73.50	67,309.20	2.86%
91282CFK2	U S TREASURY NOTE	U.S. Treasury Bond /	45,000.00	99,820.31	97,395.00	-	226.00	97,621.00	2.56%
91282CFM8	U S TREASURY NOTE	U.S. Treasury Bond /	100,000.00	44,344.34	43,783.65	-	3.60	43,787.25	3.60%
91282CFW6	U S TREASURY NOTE	U.S. Treasury Bond /	125,000.00	101,900.00	99,441.00	-	(97.00)	99,344.00	4.15%
91282CFZ9	U S TREASURY NOTE	U.S. Treasury Bond /	85,000.00	126,962.89	124,351.25	-	(83.75)	124,267.50	4.53%
923040GU7	VENTURA CNTY CA CMNTY CLG DIST TXBL	U.S. Treasury Bond /	85,000.00	86,032.62	83,794.70	-	(102.85)	83,691.85	3.94%
931142EX7	WALMART INC	Municipal Bond /	60,000.00	60,000.00	57,780.00	-	191.40	57,971.40	1.86%
977123X80	WISCONSIN ST TRANSN REV TAXABLE REF	Corporate Note	40,000.00	40,064.80	39,235.20	-	63.20	39,298.40	4.02%
		Municipal Bond /	45,000.00	45,000.00	42,843.60	-	177.75	43,021.35	0.65%
	VENTURA REGIONAL SANITATION DISTRICT-BAILARD Total		5,488,036	\$ 5,419,988.20	\$ 5,186,306.76	\$ (122,373.39)	\$ 138,553.49	\$ 5,202,486.86	
	Grand Total		32,951,383	\$ 32,858,507.44	\$ 31,531,786.92	\$ (603,737.33)	\$ 725,936.70	\$ 31,653,986.29	

See page 9 of 9 for securities sold or matured for the month ended July 31, 2023.

**VENTURA REGIONAL SANITATION DISTRICT
SECURITIES SOLD OR MATURED AS OF JULY 31, 2023**

Settle Date	CUSIP	Transaction	Description	Interest Rate	Maturity Date	Par	Principal Proceeds	Purchase Cost	Realized G/L Cost this FY	Realized G/L Amortized Cost
07/10/2023	3135G05G4	MATURED PAR VALUE OF F N M A		0.250%	7/10/23	115,000.00	115,000.00	114,752.75	247.25	-
		VENTURA REGIONAL SANITATION DISTRICT-MAIN: 1077 Total \$								
07/10/2023	3135G05G4	MATURED PAR VALUE OF F N M A		0.250%	7/10/23	130,000.00	130,000.00	129,720.50	279.50	-
07/31/2023	91282CCN9	MATURED PAR VALUE OF U S TREASURY NT		0.125%	7/31/23	100,000.00	100,000.00	97,273.44	2,726.56	-
		VENTURA REGIONAL SANITATION DISTRICT-TOLAND: 1078 Total \$								
07/10/2023	3135G05G4	MATURED PAR VALUE OF F N M A		0.250%	7/10/23	120,000.00	120,000.00	119,946.75	53.25	-
		VENTURA REGIONAL SANITATION DISTRICT-COASTAL: 1079 Total \$								
07/10/2023	3135G05G4	MATURED PAR VALUE OF F N M A		0.250%	7/10/23	120,000.00	120,000.00	119,946.75	53.25	-
		VENTURA REGIONAL SANITATION DISTRICT-BAILLARD: 1080 Total \$								
		Grand Total \$ 340,000.00 \$ 340,000.00 \$ 337,166.94 \$ 2,833.06 \$								

Notes: Securities Sold and Matured are provided by PFM Asset Management & US Bank.

This page is intentionally blank