



November 2, 2023

Board of Directors  
Ventura Regional Sanitation District  
Ventura, California

**INVESTMENT REPORT – AUGUST 31, 2023**

**RECOMMENDATION**

Receive and file the August 31, 2023 Investment Report

**FISCAL IMPACT**

None.

**BACKGROUND/ANALYSIS**


The attached report shows cash and investment holdings of the District at August 31, 2023. The VRSD Investment Policy requires that the report be transmitted to the Board within 30 to 60 days after the close of the month. The portfolio totals \$36.80 million at cost, increasing \$0.60 million from \$36.20 million at the end of July 2023.

US Bank, who serves as the custodian, provides the market value shown for all U.S. Government securities. During the month of August, interest earnings for all investments were accrued in the amount of \$33,130. Fiscal year to date, \$69,736 has been earned. The unrealized gain or loss on investments is not recorded as income on a monthly basis. Recording it monthly skews the amount of interest reported since it could be at a loss one month and a gain the very next month and is not an actual gain or loss unless the government securities shown in Section D of the report are sold prior to their maturity date. It will be recorded at June 30, 2024, as required by governmental accounting standards.

The District investment holdings are in compliance with the investment policy approved by the Board of Directors on June 15, 2023. The portfolio has been managed with the stated objectives of safety, liquidity and earning a competitive rate of return. The investment program shown herein provides sufficient cash flow liquidity to meet the District's expense obligations for the next six months.

If you have any questions or need additional information, please contact me by phone at (805) 658-4646 or via email at [TinaRivera@vrzd.com](mailto:TinaRivera@vrzd.com).

ALVERTINA RIVERA, DIRECTOR OF FINANCE

APPROVED FOR FISCAL IMPACT:   
Alvertina Rivera, Director of Finance

APPROVED FOR AGENDA:   
Chris Theisen, General Manager

Attachments: 1. VRSD August 2023 Investment Report

**VENTURA REGIONAL SANITATION DISTRICT  
CASH & CASH EQUIVALENT AND INVESTMENT REPORT  
FOR THE MONTH ENDED AUGUST 31, 2023**

**COMPLIANCE REPORT AND CERTIFICATIONS**

	BALANCE AT COST			INTEREST EARNED*	
	7/31/2023	CHANGE	8/31/2023	Aug-23	Fiscal YTD
A. Sweep Account	\$ 1,323,560	\$ 33,935	\$ 1,357,494	\$ 395	\$ 1,457
B. Certificate of Deposit	\$ 725,580	\$ -	\$ 725,580	\$ 2,465	\$ 4,930
C. Pooled Funds (LAIF & County Pool)	\$ 1,289,494	\$ 600,000	\$ 1,889,494	\$ -	\$ -
D. Funds & Securities held by Custodian	\$ 32,858,507	\$ (66,228)	\$ 32,792,279	\$ 30,271	\$ 63,349
<b>TOTAL</b>	<b>\$ 36,197,142</b>	<b>\$ 567,706</b>	<b>\$ 36,764,848</b>	<b>\$ 33,130</b>	<b>\$ 69,736</b>

\*Interest Earned is based on estimates.

Investment Recap (C. & D.)	Market Totals Per Trustee		Purchase Price (G/L)		At Par	
					\$	%
Pooled Funds						
LAIF	\$ 1,828,119	\$ 1,828,119	\$ 1,828,119		\$ 1,828,119	
Ventura County Pool	\$ 61,375	\$ 61,375	\$ 61,375		\$ 61,375	
Total Pooled Funds	\$ 1,889,494	\$ 1,889,494	\$ 1,889,494		\$ 1,889,494	5.46%
Securities:						
Money Market Funds	\$ 6,086,679	\$ 6,086,679	\$ 6,086,679		\$ 6,086,679	17.58%
U.S. T-Notes/Bonds	\$ 5,807,066	\$ 6,162,484	\$ 6,191,247		\$ 6,191,247	17.88%
Municipal Bonds	\$ 629,370	\$ 655,000	\$ 655,000		\$ 655,000	1.89%
Corporate Bonds/Notes	\$ 3,617,899	\$ 3,805,457	\$ 3,775,000		\$ 3,775,000	10.90%
CD Negotiable	\$ 7,500,000	\$ 7,500,000	\$ 7,500,000		\$ 7,500,000	21.66%
Asset-Backed Security	\$ 336,899	\$ 349,999	\$ 350,044		\$ 350,044	1.01%
Supranationals	\$ 774,334	\$ 838,316	\$ 815,000		\$ 815,000	2.35%
Federal Agencies	\$ 7,049,114	\$ 7,394,344	\$ 7,365,000		\$ 7,365,000	21.27%
Total Securities	\$ 31,801,362	\$ 32,792,279	\$ 32,737,969		\$ 32,737,969	
Total Investments	\$ 33,690,856	\$ 34,681,773	\$ 34,627,464		\$ 34,627,464	100.00%

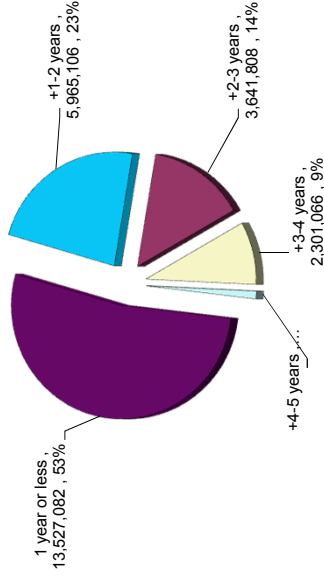
**CERTIFICATIONS**

I certify that all investment actions executed since the last report have been made in full compliance with the VRSD Investment Policy. In addition, sufficient investment liquidity and anticipated revenue are available to meet the next six (6) months' estimated expenses of the District.

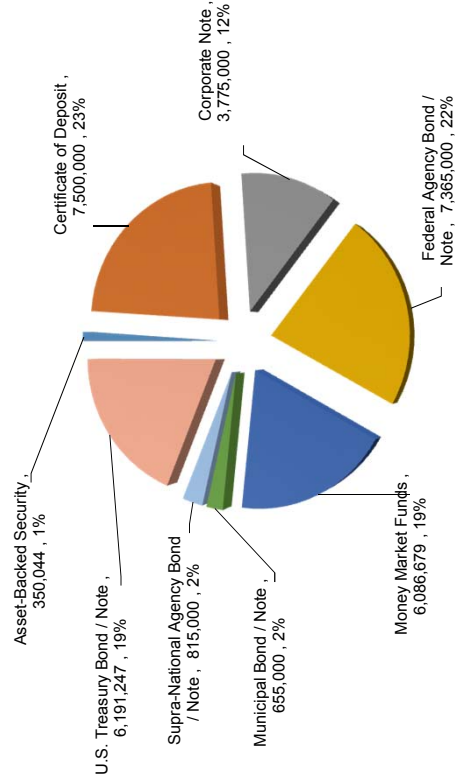
Alvertina Rivera, Director of Finance

Date

Investment Maturity Schedule  
U.S. T-Notes/Bonds & Agencies



Investment by Type  
@ PAR Value



**VENTURA REGIONAL SANITATION DISTRICT  
CASH & CASH EQUIVALENT AND INVESTMENT REPORT  
FOR THE MONTH ENDED AUGUST 31, 2023**

Item # 10

<b>A. SWEEP ACCOUNT</b>		<b>7/31/2023</b>	<b>Net Deposits/ (Withdrawals)</b>	<b>Interest Received</b>	<b>8/31/2023</b>	<b>Yield</b>	<b>Market Value**</b>
City National Bank	\$	1,323,559.84	\$ 32,872.39	\$ 1,062.12	\$ 1,357,494.35	4.06%	\$ 1,357,494.35
<b>B. CERTIFICATES OF DEPOSIT</b>							
Mechanics Bank		4/1/2023	NA	4/1/2024	\$ 500,400.00	4.00%	\$ 500,400.00
Mechanics Bank		4/1/2023	NA	4/1/2024	125,100.00	4.00%	125,100.00
Mechanics Bank		4/1/2023	NA	4/1/2024	100,080.00	4.00%	100,080.00
	\$				<u>\$ 725,580.00</u>		<u>\$ 725,580.00</u>
<b>C. POOLED FUNDS</b>							
Local Agency Investment Fund	\$	1,228,119.25	\$ 600,000.00	\$ -	\$ 1,828,119.25	3.43%	\$ 1,828,119.25
Ventura County Pool		61,375.04	0.03	-	61,375.07	3.51%	61,375.07
	\$	<u>1,289,494.29</u>		\$ -	<u>\$ 1,889,494.32</u>		<u>\$ 1,889,494.32</u>

\* Published rate does not represent net yield rate earned on District investment.

\*\*Market Value is based on estimates.

**VENTURA REGIONAL SANITATION DISTRICT  
CASH & CASH EQUIVALENT AND INVESTMENT REPORT  
FOR THE MONTH ENDED AUGUST 31, 2023**

CUSIP	Asset Name	Asset Type	Shares/Units	Cost Basis	Beginning Balance 7/31/2023	Market Value			Ending Balance 8/31/2023	Maturity Date	Annual Yield
						Purchase/Sale or Maturity	Market Inc/(Dec)	Market Value			
CAMP POOL	FEDERATED GOVERNMENT OBLIGATIONS	Money Market Funds	21,566.01	21,566.01	4,550,428.07	-	(4,528,862.06)	21,566.01	NA	NA	
CAMP LIQTY	FEDERATED GOVERNMENT OBLIGATIONS	Money Market Funds	2,607,585.09	2,607,585.09	-	-	2,607,585.09	2,607,585.09	NA	NA	
CAMP TERM	TERM INVESTMENT	Certificate of Deposit	7,500,000.00	7,500,000.00	-	-	7,500,000.00	7,500,000.00	08/23/24	5.63%	
025816CC1	AMERICAN EXPRESS CO	Corporate Note	50,000.00	52,004.00	-	-	49,489.00	49,489.00	02/22/24	3.44%	
3135G05R0	F N M A	Federal Agency Bond / Note	MATURED	MATURED	124,851.25	(125,000.00)	148.75	-	08/10/23	0.30%	
797272QN4	SAN DIEGO CA CMNTY CLG DIST REF SER	Municipal Bond / Note	MATURED	MATURED	35,000.00	(35,000.00)	-	-	08/01/23	2.00%	
874857KJ3	TAMALPAIS CA UNION HIGH SCH DIST	Municipal Bond / Note	MATURED	MATURED	85,000.00	(85,000.00)	-	-	08/01/23	1.97%	
037833D14	APPLE INC	Corporate Note	45,000.00	45,094.50	-	-	42,081.30	42,081.30	05/11/25	1.20%	
040654XU1	ARIZONA ST TRANSPRTN BRD HIGHWAY	Corporate Note	240,000.00	240,000.00	116,180.40	-	116,816.40	232,996.80	07/01/24	2.02%	
14316NAC3	CARMAX AUTO OWNER TR	U.S. Treasury Bond / Note	6,246.98	6,245.76	6,609.60	(546.73)	26.12	6,088.99	12/15/25	0.35%	
24422EVN6	JOHN DEERE CAPITAL CORP	Corporate Note	75,000.00	74,946.75	73,308.00	-	321.00	73,629.00	01/17/24	0.46%	
3130AFW94	FEDERAL HOME LOAN BKS	Federal Agency Bond / Note	230,000.00	229,185.80	226,290.10	-	609.50	226,899.60	02/13/24	2.53%	
3130APQ81	FEDERAL HOME LOAN BKS	Federal Agency Bond / Note	50,000.00	47,411.00	-	-	47,390.50	47,390.50	11/08/24	1.06%	
3130ATVC8	FEDERAL HOME LOAN BKS	Federal Agency Bond / Note	80,000.00	80,072.00	79,684.00	-	(3.20)	79,680.80	06/14/24	4.89%	
3130ATVD6	FEDERAL HOME LOAN BKS	Federal Agency Bond / Note	70,000.00	70,317.80	-	-	69,708.80	69,708.80	09/13/24	4.90%	
3133X8L34	FEDERAL HOME LOAN BKS	Federal Agency Bond / Note	50,000.00	60,370.00	-	-	50,018.50	50,018.50	09/09/24	5.36%	
3134GWZV1	F H L M C M T N	Federal Agency Bond / Note	55,000.00	53,762.50	-	-	50,128.10	50,128.10	10/22/25	0.71%	
3135G03U5	F N M A DEB	Federal Agency Bond / Note	100,000.00	99,794.00	-	-	93,145.00	93,145.00	04/22/25	0.67%	
3135G04Z3	F N M A	Federal Agency Bond / Note	50,000.00	49,896.50	-	-	46,199.50	46,199.50	06/17/25	0.54%	
3135G06H1	F N M A	Federal Agency Bond / Note	100,000.00	99,886.00	98,367.00	-	387.00	98,754.00	11/27/23	0.25%	
3135G0X24	F N M A	Federal Agency Bond / Note	245,000.00	244,218.45	166,467.00	-	67,383.05	233,850.05	01/07/25	1.70%	
3137EAEP0	F H L M C	Federal Agency Bond / Note	250,000.00	249,807.50	165,758.25	-	71,641.75	237,400.00	02/12/25	1.58%	
3137EAEL9	F H L M C M T N	Federal Agency Bond / Note	130,000.00	129,797.60	88,070.75	-	119,428.40	119,428.40	07/21/25	0.41%	
3137EAELW5	F H L M C	Federal Agency Bond / Note	335,000.00	334,963.78	179,031.60	-	155,643.45	334,675.05	09/08/23	0.25%	
3137EAF2A	F H L M C M T N	Federal Agency Bond / Note	45,000.00	44,955.45	44,223.75	-	123.75	44,347.50	12/04/23	0.25%	
3814GX58	GOLDMAN SACHS GROUP INC	Corporate Note	95,000.00	95,193.80	88,070.75	-	52.25	88,122.95	02/12/26	0.92%	
4581X0DK1	INTER AMERICAN DEVEL BK	Supra-National Agency Bond / Note	275,000.00	289,348.50	213,099.75	-	48,246.50	261,346.25	03/14/25	1.84%	
4581X0DZ8	INTER AMERICAN DEVEL BK	Supra-National Agency Bond / Note	150,000.00	149,889.00	-	-	142,468.50	142,468.50	09/23/24	0.53%	
69371RQ66	MORGAN STANLEY	Corporate Note	185,242.75	185,242.75	123,353.75	-	49,483.25	172,837.00	04/29/24	3.92%	
713448FB9	PACCAR FINANCIAL CORP	Corporate Note	30,000.00	31,353.30	28,432.50	-	113.40	28,545.90	02/06/25	1.89%	
91159HHX1	PEPSICO INC	Corporate Note	100,000.00	74,957.25	34,658.40	-	39,958.35	74,616.75	10/07/23	0.40%	
9128282Y5	US TREASURY NOTE	Corporate Note	260,000.00	99,911.00	96,866.00	-	196.00	97,062.00	07/30/24	2.47%	
9128283J7	US TREASURY NOTE	Federal Agency Bond / Note	15,000.00	265,401.16	163,871.50	-	87,374.30	251,245.80	09/30/24	2.20%	
9128283V0	US TREASURY NOTE	Federal Agency Bond / Note	235,000.00	15,325.20	-	-	14,438.10	14,438.10	11/30/24	2.21%	
9128284R8	US TREASURY NOTE	Federal Agency Bond / Note	485,000.00	257,029.89	225,976.00	-	588.70	226,544.70	01/31/25	2.59%	
9128285Z9	US TREASURY NOTE	Federal Agency Bond / Note	60,000.00	539,581.45	235,993.80	-	231,953.60	467,947.40	05/31/25	2.98%	
912828J27	US TREASURY NOTE	Federal Agency Bond / Note	30,000.00	63,857.81	59,144.40	-	133.80	59,278.20	01/31/24	2.53%	
912828T26	US TREASURY NOTE	Federal Agency Bond / Note	310,000.00	32,323.83	307,978.80	-	28,696.80	28,696.80	02/15/25	2.09%	
912828V98	US TREASURY NOTE	Federal Agency Bond / Note	110,000.00	107,211.33	-	-	1,019.90	308,998.70	09/30/23	1.38%	
912828X88	US TREASURY NOTE	Federal Agency Bond / Note	60,000.00	58,673.44	-	-	102,286.80	102,286.80	05/15/27	2.42%	
912828Y87	US TREASURY NOTE	Federal Agency Bond / Note	200,000.00	200,695.31	192,984.00	-	484.00	193,468.00	07/31/24	1.81%	
91282CCZ2	US TREASURY NOTE	Federal Agency Bond / Note	65,000.00	64,796.88	-	-	58,329.70	58,329.70	09/30/26	0.98%	
91282CDG3	US TREASURY NOTE	Federal Agency Bond / Note	140,000.00	134,992.57	-	-	126,207.20	126,207.20	10/31/26	1.25%	
91282CDN8	US TREASURY NOTE	Federal Agency Bond / Note	50,000.00	46,796.88	-	-	47,400.50	47,400.50	12/15/24	1.05%	
91282CD57	US TREASURY NOTE	Federal Agency Bond / Note	50,000.00	47,347.66	-	-	47,345.50	47,345.50	01/15/25	1.19%	
91282CDZ1	US TREASURY NOTE	Federal Agency Bond / Note	70,000.00	65,594.92	-	-	66,461.50	66,461.50	02/15/25	1.58%	
91282CED9	US TREASURY NOTE	Federal Agency Bond / Note	40,000.00	38,176.56	-	-	38,043.60	38,043.60	03/15/25	1.84%	
91282CEF4	US TREASURY NOTE	Federal Agency Bond / Note	125,000.00	119,721.68	-	-	117,128.75	117,128.75	03/31/27	2.67%	
91282CEQ0	US TREASURY NOTE	Federal Agency Bond / Note	70,000.00	66,901.95	-	-	67,449.20	67,449.20	05/15/25	2.85%	
91282CGD7	US TREASURY NOTE	Federal Agency Bond / Note	40,000.00	39,948.44	-	-	39,510.80	39,510.80	12/31/24	4.30%	
91282CGN5	US TREASURY NOTE	Federal Agency Bond / Note	30,000.00	30,322.27	-	-	29,792.70	29,792.70	02/28/25	4.66%	
923040GJ7	VENTURA CNTY CA CMNTY CLG DIST TXBL	Federal Agency Bond / Note	120,000.00	120,000.00	115,942.80	-	157.20	116,100.00	08/01/24	1.86%	
931142EX7	WALMART INC	Federal Agency Bond / Note	40,000.00	40,064.80	86,042.70	-	39,043.60	39,043.60	09/09/27	4.05%	
977123X60	WISCONSIN ST TRANSP REV TAXABLE REF	Municipal Bond / Note	90,000.00	90,000.00	86,042.70	-	491.40	86,534.10	07/01/24	0.65%	
<b>VENTURA REGIONAL SANITATION DISTRICT-MAIN Total</b>					<b>\$ 7,923,614.12</b>	<b>\$ (245,546.73)</b>	<b>\$ 8,040,083.40</b>	<b>\$ 15,718,150.79</b>			

**VENTURA REGIONAL SANITATION DISTRICT  
CASH & CASH EQUIVALENT AND INVESTMENT REPORT  
FOR THE MONTH ENDED AUGUST 31, 2023**

CUSIP	Asset Name	Asset Type	Shares/Units	Cost Basis	Market Value				Annual Yield
					Beginning Balance 7/31/2023	Purchase/Sale or Maturity	Market Inc/(Dec)	Ending Balance 8/31/2023	
CAMP POOL	FEDERATED GOVERNMENT OBLIGATIONS	Money Market Funds	3,448,186.10	3,448,186.10	2,773,161.18	-	675,024.92	3,448,186.10	NA
023135BW5	AMAZON COM INC	Corporate Note	130,000.00	129,810.20	124,995.00	-	672.10	125,667.10	0.47%
3135G0SR0	F N M A	Federal Agency Bond / Note	MATURED	MATURED	134,839.35	(135,000.00)	160.65	-	0.30%
797272QN4	SAN DIEGO CA CMNTY CLG DIST REF SER	Municipal Bond / Note	MATURED	MATURED	35,000.00	(35,000.00)	-	-	2.00%
874857KJ3	TAMALPAIS CA UNION HIGH SCH DIST	Municipal Bond / Note	MATURED	MATURED	85,000.00	(85,000.00)	-	-	1.97%
91282CCU3	U S TREASURY NOTE	U S Treasury Bond / Note	MATURED	MATURED	363,434.15	(365,000.00)	1,565.85	-	0.13%
025816CC1	AMERICAN EXPRESS CO	Federal Agency Bond / Note	155,000.00	161,212.40	152,935.40	-	480.50	153,415.90	0.25%
025816CM9	AMERICAN EXPRESS CO SR	U.S. Treasury Bond / Note	75,000.00	74,466.75	67,223.25	-	(315.75)	66,907.50	0.13%
02665WDZ1	AMERICAN HONDA FIN CORP	Corporate Note	100,000.00	98,586.00	89,263.00	-	2.00	89,265.00	1.46%
037833DT4	APPLE INC	Corporate Note	100,000.00	100,000.00	93,615.00	-	265.00	93,514.00	2.02%
040654XU4	ARIZONA ST TRANSPRTN BRD HIGHWAY	Municipal Bond / Note	100,000.00	100,000.00	96,817.00	-	265.00	97,082.00	2.02%
06406RBA4	BANK OF NY MELLON CORP	Corporate Note	75,000.00	75,000.00	67,815.00	-	(36.75)	67,778.25	2.27%
13077DQD7	CALIFORNIA ST UNIV REV SYSTEMWIDE	Municipal Bond / Note	40,000.00	40,000.00	36,431.60	-	48.80	36,480.40	0.95%
14041NFY2	CAPITAL ONE MULTI TR	Asset-Backed Security	70,000.00	69,990.35	66,181.50	(546.73)	174.30	66,355.80	1.10%
14316NAC3	CARMAX AUTO OWNER TR	Asset-Backed Security	6,246.98	6,245.76	6,609.60	-	26.12	6,088.99	0.35%
172967MX6	CITIGROUP INC	Corporate Note	50,000.00	50,000.00	48,111.50	-	176.50	48,288.00	1.02%
172967ND9	CITIGROUP INC	Corporate Note	50,000.00	50,041.00	47,079.00	-	225.50	47,304.50	1.35%
24422EVN6	JOHN DEERE CAPITAL CORP	Corporate Note	60,000.00	59,957.40	58,646.40	-	256.80	58,903.20	0.46%
24422EVU0	DEERE JOHN CAPITAL CORP	Corporate Note	40,000.00	39,974.00	37,932.80	-	158.40	38,091.20	0.66%
3130AFW94	FEDERAL HOME LOAN BKS	Federal Agency Bond / Note	180,000.00	179,362.80	177,096.60	-	477.00	177,573.60	2.53%
3130ANMHO	FEDERAL HOME LOAN BKS	Federal Agency Bond / Note	100,000.00	91,169.00	89,774.00	-	(84.00)	89,690.00	1.23%
3130APQ81	FEDERAL HOME LOAN BKS	Federal Agency Bond / Note	130,000.00	123,268.60	123,051.50	-	163.80	123,215.30	1.06%
3130ATV08	FEDERAL HOME LOAN BKS	Federal Agency Bond / Note	100,000.00	100,090.00	99,605.00	(4.00)	-	99,601.00	4.89%
313383YJ4	FEDERAL HOME LOAN BKS	Federal Agency Bond / Note	150,000.00	152,609.40	149,640.00	-	298.50	149,938.50	3.38%
3133ENWP1	FEDERAL FARM CREDIT BKS	Federal Agency Bond / Note	240,000.00	239,676.00	234,597.60	-	1,017.60	235,615.20	2.67%
3134GWZV1	F H L M C M T N	Federal Agency Bond / Note	140,000.00	136,850.00	127,201.20	-	397.60	127,598.80	0.71%
3135G04Z3	F N M A	Federal Agency Bond / Note	140,000.00	139,710.20	128,842.00	-	516.60	129,358.60	0.54%
3135G05X7	F N M A	Federal Agency Bond / Note	140,000.00	139,344.80	127,656.20	-	338.80	127,995.00	0.41%
3135G06G3	F N M A	Federal Agency Bond / Note	125,000.00	124,552.50	113,446.25	-	438.75	113,885.00	0.55%
3135G06H1	F N M A	Federal Agency Bond / Note	115,000.00	114,868.90	113,122.05	-	445.05	113,567.10	0.25%
3135G0X24	F N M A	Federal Agency Bond / Note	100,000.00	99,681.00	95,124.00	-	325.00	95,449.00	1.70%
3137EAEP0	F H L M C	Federal Agency Bond / Note	200,000.00	199,846.00	189,438.00	-	482.00	189,920.00	1.58%
3137EAEL9	F H L M C M T N	Federal Agency Bond / Note	90,000.00	89,952.30	82,384.20	-	297.00	82,681.20	0.41%
3137EAEW5	F H L M C	Federal Agency Bond / Note	200,000.00	199,977.57	198,924.00	-	882.00	199,806.00	0.25%
3137EAEX3	F H L M C M T N	Federal Agency Bond / Note	185,000.00	184,443.15	168,316.70	-	484.70	168,801.40	0.41%
380144AD7	GM FIN AUTO LEAS TR	Asset-Backed Security	9,692.28	9,691.47	14,900.25	(5,307.72)	60.40	9,652.93	0.41%
38141GX58	GOLDMAN SACHS GROUP INC	Corporate Note	100,000.00	100,204.00	92,706.00	-	55.00	92,761.00	0.92%
43815EAC8	HONDA AUTO REC OWNR TR 2021 3	Asset-Backed Security	32,440.32	32,439.85	33,695.67	(2,502.10)	149.29	31,342.86	0.42%
43815GAC3	HONDA AUTO REC OWNR TR 2021 4	Asset-Backed Security	36,635.32	36,627.60	37,587.27	(2,360.77)	48.77	35,255.27	0.91%
458140BY5	INTEL CORP	Corporate Note	100,000.00	100,121.00	95,851.00	-	(259.00)	95,592.00	3.92%
4581X0DK1	INTER AMERICAN DEVEL BK	Supra-National Agency Bond /	135,000.00	141,925.50	127,859.85	-	437.40	128,297.25	1.84%
4581X0DZ8	INTER AMERICAN DEVEL BK	Supra-National Agency Bond /	210,000.00	209,844.60	198,563.40	-	892.50	199,455.90	0.53%
459200KT7	INTERNATIONAL BUSINESS MACHS	Corporate Note	100,000.00	101,561.00	97,371.00	-	(725.00)	96,646.00	4.29%
46647PC47	JPMORGAN CHASE CO	Corporate Note	95,000.00	95,000.00	90,869.40	-	356.25	91,225.65	0.86%
58769KAD6	MERCEDES BENZ AUTO LEASE	Asset-Backed Security	31,707.76	31,705.36	36,706.79	(5,485.90)	125.40	31,348.29	0.40%
61746BDQ6	MORGAN STANLEY	Corporate Note	195,000.00	206,413.35	192,431.85	-	157.95	192,589.80	3.92%
61747YEG6	MORGAN STANLEY	Corporate Note	30,000.00	30,000.00	28,195.50	-	96.90	28,292.40	1.23%
63743HFE7	NATIONAL RURAL UTILS COOP FIN	Corporate Note	20,000.00	19,994.60	19,277.60	-	5.60	19,283.20	3.58%
665859AW4	NORTHERN TR CORP SR NT	Corporate Note	70,000.00	70,676.20	67,665.50	(441.70)	-	67,223.80	4.17%
69371RQ66	PACCAR FINANCIAL CORP	Corporate Note	30,000.00	31,353.30	28,432.50	-	113.40	28,545.90	1.89%
89236TJK2	TARGET CORP	Corporate Note	20,000.00	19,966.00	18,358.20	-	(123.60)	18,234.60	2.14%
91159HHX1	TOYOTA MTR CR CORP	Corporate Note	60,000.00	59,866.80	53,928.60	-	42.60	53,971.20	2.47%
91282A2A7	US BANCORP	Corporate Note	100,000.00	99,911.00	96,866.00	-	196.00	97,062.00	1.64%
91282B2Y5	U S TREASURY NOTE	U S Treasury Bond / Note	100,000.00	93,941.41	91,551.00	-	109.00	91,660.00	2.20%
9128282J7	U S TREASURY NOTE	U S Treasury Bond / Note	210,000.00	214,314.84	202,429.50	-	499.80	202,929.30	2.21%
			25,000.00	25,541.99	23,999.00	-	64.50	24,063.50	

**VENTURA REGIONAL SANITATION DISTRICT  
CASH & CASH EQUIVALENT AND INVESTMENT REPORT  
FOR THE MONTH ENDED AUGUST 31, 2023**

CUSIP	Asset Name	Asset Type	Shares/Units	Cost Basis	Beginning Balance 7/31/2023	Purchase/Sale or Maturity	Market Value		Ending Balance 8/31/2023	Maturity Date	Annual Yield
							Market Inc/(Dec)	Market Value			
9128283V0	U S TREASURY NOTE	U.S. Treasury Bond / Note	195,000.00	208,422.07	187,512.00	-	471.90	187,983.90	01/31/25	2.59%	
9128284R8	U S TREASURY NOTE	U.S. Treasury Bond / Note	380,000.00	422,764.84	366,031.20	-	608.00	366,639.20	05/31/25	2.98%	
9128286G0	U S TREASURY NOTE	U.S. Treasury Bond / Note	200,000.00	210,304.69	196,562.00	-	446.00	197,008.00	02/29/24	2.41%	
912828T26	U S TREASURY NOTE	U.S. Treasury Bond / Note	130,000.00	127,201.95	129,152.40	-	427.70	129,580.10	09/30/23	1.38%	
912828V98	U S TREASURY NOTE	U.S. Treasury Bond / Note	430,000.00	418,959.38	400,170.90	-	(322.50)	399,848.40	02/15/27	2.42%	
912828W71	U S TREASURY NOTE	U.S. Treasury Bond / Note	130,000.00	132,544.14	127,237.50	-	319.80	127,557.30	03/31/24	2.17%	
912828WE6	U S TREASURY NOTE	U.S. Treasury Bond / Note	275,000.00	277,180.66	272,937.50	-	547.25	273,484.75	11/15/23	2.77%	
912828X70	U S TREASURY NOTE	U.S. Treasury Bond / Note	140,000.00	140,628.90	136,543.40	-	366.80	136,910.20	04/30/24	2.05%	
912828X88	U S TREASURY NOTE	U.S. Treasury Bond / Note	50,000.00	48,894.53	46,564.50	-	(33.00)	46,531.50	05/15/27	2.55%	
912828CAM3	U S TREASURY NOTE	U.S. Treasury Bond / Note	200,000.00	196,335.94	181,578.00	-	640.00	182,218.00	09/30/25	0.27%	
91282CAT8	U S TREASURY NOTE	U.S. Treasury Bond / Note	150,000.00	148,669.92	135,703.50	-	474.00	136,177.50	10/31/25	0.28%	
91282CBC4	U S TREASURY NOTE	U.S. Treasury Bond / Note	600,000.00	589,750.00	541,988.00	-	1,668.00	543,654.00	12/31/25	0.41%	
91282CBH3	U S TREASURY NOTE	U.S. Treasury Bond / Note	460,000.00	449,702.74	414,000.00	-	1,168.40	415,168.40	01/31/26	0.42%	
91282CBQ3	U S TREASURY NOTE	U.S. Treasury Bond / Note	130,000.00	122,961.72	117,050.70	-	325.00	117,375.70	02/28/26	0.55%	
91282CBT7	U S TREASURY NOTE	U.S. Treasury Bond / Note	100,000.00	96,148.44	90,535.00	-	223.00	90,758.00	03/31/26	0.83%	
91282CBV2	U S TREASURY NOTE	U.S. Treasury Bond / Note	95,000.00	90,524.61	91,723.45	-	341.05	92,064.50	04/15/24	0.39%	
91282CCJ8	U S TREASURY NOTE	U.S. Treasury Bond / Note	425,000.00	429,316.41	383,494.50	-	684.25	384,178.75	06/30/26	0.97%	
91282CCP4	U S TREASURY NOTE	U.S. Treasury Bond / Note	200,000.00	193,828.13	178,516.00	-	336.00	178,852.00	07/31/26	0.70%	
91282CCD2	U S TREASURY NOTE	U.S. Treasury Bond / Note	110,000.00	109,377.34	98,569.90	-	141.90	98,711.80	10/30/26	0.96%	
91282CDD0	U S TREASURY NOTE	U.S. Treasury Bond / Note	380,000.00	375,357.81	375,367.80	-	1,485.80	376,853.60	09/30/23	0.38%	
91282CDG3	U S TREASURY NOTE	U.S. Treasury Bond / Note	285,000.00	266,732.03	256,710.90	-	210.90	256,921.80	10/31/26	1.25%	
91282CDH1	U S TREASURY NOTE	U.S. Treasury Bond / Note	255,000.00	249,279.50	240,714.90	-	1,007.25	241,722.15	11/15/24	0.79%	
91282CDZ1	U S TREASURY NOTE	U.S. Treasury Bond / Note	310,000.00	298,321.49	293,362.30	-	967.20	294,329.50	02/15/25	1.58%	
91282CER8	U S TREASURY NOTE	U.S. Treasury Bond / Note	130,000.00	129,766.41	126,907.30	-	300.30	127,207.60	05/31/24	2.55%	
923040GJ7	VENTURA CNTY CA CMNTY CLG DIST TXBL	Municipal Bond / Note	130,000.00	130,000.00	125,604.70	-	170.30	125,775.00	08/01/24	1.86%	
9311142EX7	WALMART INC	Corporate Note	100,000.00	100,162.00	98,246.00	-	(637.00)	97,609.00	09/09/27	4.05%	
977123X60	WISCONSIN ST TRANSN REV TAXABLE REF	Municipal Bond / Note	100,000.00	100,000.00	95,603.00	-	546.00	96,149.00	07/01/24	0.84%	
98163KAC6	WORLD OMNI AUTO REC TR	Asset-Backed Security	44,870.60	44,864.49	45,444.91	(2,433.36)	62.88	43,074.43	10/15/26	0.65%	
<b>VENTURA REGIONAL SANITATION DISTRICT-TOLAND Total</b>				<b>\$ 14,668,272.94</b>	<b>\$ 14,006,348.17</b>	<b>\$ (638,636.58)</b>	<b>\$ 700,086.98</b>	<b>\$ 14,067,986.57</b>			
CAMP POOL	FEDERATED GOVERNMENT OBLIGATIONS	Money Market Funds	4,488.37	4,488.37	286,666.21	-	(282,177.84)	4,488.37	NA	NA	
023135BW5	AMAZON COM INC	Corporate Note	SOLD	SOLD	43,267.50	(43,381.35)	113.85	-	05/12/24	0.47%	
040654XU4	ARIZONA ST TRANSPRTN BRD HIGHWAY	Municipal Bond / Note	DISTRIBUTED	DISTRIBUTED	48,408.50	-	(48,408.50)	-	07/01/24	2.02%	
3130AFW94	FEDERAL HOME LOAN BKS	Federal Agency Bond / Note	SOLD	SOLD	63,951.55	(64,071.80)	120.25	-	02/13/24	2.54%	
3130ATVC8	FEDERAL HOME LOAN BKS	Federal Agency Bond / Note	SOLD	SOLD	29,881.50	(29,855.40)	(26.10)	-	06/14/24	4.89%	
3133ENWP1	FEDERAL FARM CREDIT BKS	Federal Agency Bond / Note	SOLD	SOLD	87,974.10	(88,178.40)	204.30	-	05/16/24	2.69%	
3135G03U5	F N M A DEB	Federal Agency Bond / Note	DISTRIBUTED	DISTRIBUTED	92,698.00	-	(92,698.00)	-	04/22/25	0.67%	
3135G05R0	F N M A	Federal Agency Bond / Note	MATURED	MATURED	44,946.45	(45,000.00)	53.55	-	08/10/23	0.30%	
3135G05X7	F N M A	Federal Agency Bond / Note	SOLD	SOLD	22,795.75	(22,810.00)	14.25	-	08/25/25	0.41%	
3135G06G3	F N M A	Federal Agency Bond / Note	SOLD	SOLD	36,302.80	(36,348.80)	46.00	-	11/07/25	0.55%	
3135G06H1	F N M A	Federal Agency Bond / Note	SOLD	SOLD	39,346.80	(39,446.40)	99.60	-	11/27/23	0.25%	
3137EAEW5	F H L M C	Federal Agency Bond / Note	DISTRIBUTED	DISTRIBUTED	74,596.50	(74,596.50)	6.00	-	09/08/23	0.25%	
3137EAEX3	F H L M C M T N	Federal Agency Bond / Note	SOLD	SOLD	54,589.20	(54,595.20)	6.00	-	09/23/25	0.41%	
4581X0DZ8	INTER AMERICAN DEVEL BK	Supra-National Agency Bond / Corporate Note	DISTRIBUTED	DISTRIBUTED	66,187.80	-	(66,187.80)	-	09/23/24	0.53%	
713448FB9	PEPSICO INC	Corporate Note	DISTRIBUTED	DISTRIBUTED	19,804.80	-	(19,804.80)	-	10/01/23	2.00%	
797272QN4	SAN DIEGO CA CMNTY CLG DIST REF SER	Municipal Bond / Note	MATURED	MATURED	15,000.00	(15,000.00)	-	-	08/01/23	1.97%	
874857KJ3	TAMALPAIS CA UNION HIGH SCH DIST	Municipal Bond / Note	MATURED	MATURED	40,000.00	(40,000.00)	-	-	08/01/23	1.97%	
912828Z7	U S TREASURY NOTE	U.S. Treasury Bond / Note	SOLD	SOLD	164,791.80	(164,467.97)	(323.83)	-	08/15/26	1.64%	
912828ZR0	U S TREASURY NOTE	U.S. Treasury Bond / Note	SOLD	SOLD	32,349.10	(32,200.00)	(149.10)	-	08/15/27	2.43%	
912828ZY5	U S TREASURY NOTE	U.S. Treasury Bond / Note	DISTRIBUTED	DISTRIBUTED	57,837.00	-	(57,837.00)	-	09/30/24	2.20%	
912828ZF5	U S TREASURY NOTE	U.S. Treasury Bond / Note	SOLD	SOLD	92,109.00	(91,562.50)	(546.50)	-	11/15/27	2.44%	
9128283J7	U S TREASURY NOTE	U.S. Treasury Bond / Note	DISTRIBUTED	DISTRIBUTED	14,399.40	-	(14,399.40)	-	11/30/24	2.21%	
9128283W8	U S TREASURY NOTE	U.S. Treasury Bond / Note	DISTRIBUTED	DISTRIBUTED	93,891.00	(93,277.34)	(613.66)	-	02/15/28	2.93%	
9128284R8	U S TREASURY NOTE	U.S. Treasury Bond / Note	SOLD	SOLD	96,324.00	-	(96,324.00)	-	05/31/25	2.98%	
912828W48	U S TREASURY NOTE	U.S. Treasury Bond / Note	SOLD	SOLD	29,442.30	(29,497.27)	54.97	-	02/29/24	2.17%	

**VENTURA REGIONAL SANITATION DISTRICT  
CASH & CASH EQUIVALENT AND INVESTMENT REPORT  
FOR THE MONTH ENDED AUGUST 31, 2023**

CUSIP	Asset Name	Asset Type	Shares/Units	Cost Basis	Beginning Balance 7/31/2023	Market Value			Annual Yield
						Purchase/Sale or Maturity	Market Inc/(Dec)	Ending Balance 8/31/2023	
912828W71	U S TREASURY NOTE	U.S. Treasury Bond / Note	SOLD		63,618.75	(63,748.24)	129.49	-	2.17%
912828X88	U S TREASURY NOTE	U.S. Treasury Bond / Note	DISTRIBUTED		55,877.40	-	(55,877.40)	-	2.55%
912828XZ8	U S TREASURY NOTE	U.S. Treasury Bond / Note	SOLD		48,006.00	(48,042.97)	36.97	-	2.86%
91282CAH4	U S TREASURY NOTE	U.S. Treasury Bond / Note	SOLD		150,316.25	(149,679.69)	(636.56)	-	0.58%
91282CAM3	U S TREASURY NOTE	U.S. Treasury Bond / Note	SOLD		90,789.00	(90,910.16)	121.16	-	0.28%
91282CAT8	U S TREASURY NOTE	U.S. Treasury Bond / Note	SOLD		36,187.60	(36,231.25)	43.65	-	0.28%
91282CAU5	U S TREASURY NOTE	U.S. Treasury Bond / Note	SOLD		34,181.20	(34,012.50)	(168.70)	-	0.59%
91282CBC4	U S TREASURY NOTE	U.S. Treasury Bond / Note	SOLD		99,360.80	(99,412.50)	51.70	-	0.42%
91282CBH3	U S TREASURY NOTE	U.S. Treasury Bond / Note	SOLD		189,000.00	(189,016.41)	16.41	-	0.42%
91282CBV2	U S TREASURY NOTE	U.S. Treasury Bond / Note	SOLD		72,413.25	(72,635.74)	222.49	-	0.39%
91282CCJ8	U S TREASURY NOTE	U.S. Treasury Bond / Note	SOLD		94,745.70	(94,639.45)	(106.25)	-	0.97%
91282CCP4	U S TREASURY NOTE	U.S. Treasury Bond / Note	SOLD		98,183.80	(98,050.39)	(133.41)	-	0.70%
91282CCW9	U S TREASURY NOTE	U.S. Treasury Bond / Note	SOLD		71,490.40	(71,371.88)	(118.52)	-	0.84%
91282CDD0	U S TREASURY NOTE	U.S. Treasury Bond / Note	SOLD		138,293.40	(138,698.44)	405.04	-	0.38%
91282CDD3	U S TREASURY NOTE	U.S. Treasury Bond / Note	DISTRIBUTED		76,562.90	(76,562.90)	-	-	1.25%
91282CDS7	U S TREASURY NOTE	U.S. Treasury Bond / Note	DISTRIBUTED		47,164.00	(47,164.00)	-	-	1.19%
91282CEF4	U S TREASURY NOTE	U.S. Treasury Bond / Note	DISTRIBUTED		117,207.50	(117,207.50)	-	-	2.67%
91282CFA4	U S TREASURY NOTE	U.S. Treasury Bond / Note	SOLD		63,504.35	(63,608.59)	104.24	-	3.07%
91282CFE6	U S TREASURY NOTE	U.S. Treasury Bond / Note	SOLD		96,621.00	(96,640.63)	19.63	-	3.23%
91282CGD7	U S TREASURY NOTE	U.S. Treasury Bond / Note	DISTRIBUTED		39,470.40	(39,470.40)	-	-	4.31%
91282CGN5	U S TREASURY NOTE	U.S. Treasury Bond / Note	DISTRIBUTED		29,773.80	(29,773.80)	-	-	4.66%
025816CC1	AMERICAN EXPRESS CO SR	Corporate Note	55,000.00	57,204.40	54,287.40	-	170.50	54,437.90	3.44%
037833DT4	APPLE INC	Federal Agency Bond / Note	30,000.00	29,786.70	26,889.30	-	(126.30)	26,763.00	3.44%
06051GJS9	BK OF AMERICA CORP	Corporate Note	30,000.00	30,063.00	28,084.50	-	(30.30)	28,054.20	1.20%
06406RBA4	BANK OF NY MELLON CORP	Corporate Note	25,000.00	22,312.25	22,399.50	-	(29.75)	22,369.75	1.94%
13077DQD7	CALIFORNIA ST UNIV REV SYSTEMWIDE	Corporate Note	35,000.00	35,042.35	31,647.00	-	(17.15)	31,629.85	2.27%
14041NFY2	CAPITAL ONE MULTI TR	Municipal Bond / Note	15,000.00	15,000.00	13,661.85	-	18.30	13,680.15	0.95%
172967MX6	CITIGROUP INC	Asset-Backed Security	30,000.00	29,995.87	28,363.50	-	74.70	28,438.20	1.10%
172967ND9	CITIGROUP INC	Corporate Note	15,000.00	15,000.00	14,433.45	-	52.95	14,486.40	1.02%
24422EWX3	JOHN DEERE CAPITAL CORP	Corporate Note	50,000.00	50,041.00	47,079.00	-	225.50	47,304.50	1.35%
254687FK7	WALT DISNEY COMPANY THE	Corporate Note	20,000.00	19,998.75	19,945.40	-	(44.80)	19,900.60	4.77%
30303MBL9	META PLATFORMS INC	Corporate Note	50,000.00	49,796.00	48,087.50	-	15.50	48,103.00	1.82%
3130AJHU6	FEDERAL HOME LOAN BKS	Corporate Note	35,000.00	35,052.50	34,891.50	-	(197.05)	34,694.45	4.64%
3130ANMHO	FEDERAL HOME LOAN BKS	Federal Agency Bond / Note	45,000.00	44,776.80	41,722.20	-	173.25	41,895.45	0.54%
3130APQ81	FEDERAL HOME LOAN BKS	Federal Agency Bond / Note	75,000.00	68,376.75	67,330.50	-	(63.00)	67,267.50	1.23%
3134GWZV1	F H L M C M T N	Federal Agency Bond / Note	40,000.00	37,928.80	37,862.00	-	50.40	37,912.40	1.06%
3135G04Z3	F N M A	Federal Agency Bond / Note	45,000.00	43,987.50	40,886.10	-	127.80	41,013.90	0.71%
3137EAEU9	F H L M C	Federal Agency Bond / Note	35,000.00	34,927.55	32,210.50	-	129.15	32,339.65	0.54%
3137EAEU9	F H L M C	Federal Agency Bond / Note	30,000.00	29,976.90	28,415.70	-	72.30	28,488.00	1.58%
380144AD7	GM FIN AUTO LEAS TR	Federal Agency Bond / Note	30,000.00	29,850.60	27,461.40	-	99.00	27,560.40	0.41%
38141GX58	GOLDMAN SACHS GROUP INC	Asset-Backed Security	3,230.76	3,230.49	4,966.75	(1,769.24)	20.13	3,217.64	0.41%
43815GAC3	HONDA AUTO REC OWNR TR 2021 4	Corporate Note	35,000.00	35,071.40	32,447.10	-	19.25	32,466.35	0.92%
458140B5Y	INTEL CORP	Asset-Backed Security	13,738.24	13,735.35	14,087.72	(885.29)	18.29	13,220.72	0.91%
4581X0DK1	INTER AMERICAN DEVEL BK	Corporate Note	35,000.00	35,042.35	33,547.85	-	(90.65)	33,457.20	3.92%
459200KT7	INTERNATIONAL BUSINESS MACHS	Corporate Note	45,000.00	47,308.50	42,619.95	-	145.80	42,765.75	1.84%
46647PC7	JPMORGAN CHASE CO	Corporate Note	35,000.00	35,546.35	34,079.85	-	(112.50)	33,826.10	4.29%
539830BZ1	LOCKHEED MARTIN CORP	Corporate Note	30,000.00	30,000.00	28,695.60	-	(253.75)	28,808.10	0.86%
58769KAD6	MERCEDES BENZ AUTO LEASE	Corporate Note	15,000.00	14,955.00	14,866.50	-	(97.95)	14,768.55	4.52%
61746BDQ6	MORGAN STANLEY	Asset-Backed Security	9,756.24	9,755.50	11,294.41	-	38.58	9,645.02	0.40%
61747YEG6	MORGAN STANLEY	Corporate Note	70,000.00	74,097.10	69,078.10	-	56.70	69,134.80	3.92%
63743HFE7	NATIONAL RURAL UTILS COOP FIN	Corporate Note	20,000.00	20,000.00	18,797.00	-	64.60	18,861.60	1.23%
665859AM4	NORTHERN TR CORP SR NT	Corporate Note	10,000.00	9,997.30	9,638.80	-	2.80	9,641.60	3.58%
			25,000.00	25,241.50	24,166.25	-	(157.75)	24,008.50	4.17%



**VENTURA REGIONAL SANITATION DISTRICT  
CASH & CASH EQUIVALENT AND INVESTMENT REPORT  
FOR THE MONTH ENDED AUGUST 31, 2023**

CUSIP	Asset Name	Asset Type	Shares/Units	Cost Basis	Beginning Balance 7/31/2023	Purchase/Sale or Maturity	Market Value		Ending Balance 8/31/2023	Maturity Date	Annual Yield
							Market Inc/(Dec)	Market Value			
69371RQ66	PACCAR FINANCIAL CORP	Corporate Note	10,000.00	10,451.10	9,477.50	-	37.80	9,515.30	02/06/25	1.99%	
87612EBM7	TARGET CORP	Corporate Note	5,000.00	4,991.50	4,589.55	-	(30.90)	4,558.65	01/15/27	2.14%	
89236TJK2	TOYOTA MTR CR CORP	Corporate Note	20,000.00	19,955.60	17,976.20	-	14.20	17,990.40	06/18/26	1.25%	
91159HXX1	US BANCORP	Corporate Note	40,000.00	39,964.40	38,746.40	-	78.40	38,824.80	07/30/24	2.47%	
923040G07	VENTURA CNTY CA CMNTY CLG DIST TXBL	Municipal Bond / Note	40,000.00	40,000.00	38,647.60	-	52.40	38,700.00	08/01/24	1.86%	
931142EX7	WALMART INC	Corporate Note	35,000.00	35,056.70	34,386.10	-	(222.95)	34,163.15	09/09/27	4.05%	
977123X60	WISCONSIN ST TRANSN REV TAXABLE REF	Municipal Bond / Note	35,000.00	35,000.00	33,461.05	-	191.10	33,652.15	07/01/24	0.65%	
<b>VENTURA REGIONAL SANITATION DISTRICT-COASTAL Total</b>											
			1,226,214	\$ 1,223,006.23	\$ 4,521,537.14	\$ (2,240,733.77)	\$ (1,118,749.32)	\$ 1,162,054.05			
CAMP POOL	FEDERATED GOVERNMENT OBLIGATIONS	Money Market Funds	4,853.17	4,853.17	316,968.73	-	(312,115.56)	4,853.17	NA	NA	
023135BW5	AMAZON COM INC	Federal Agency Bond / Note	SOLD	SOLD	43,267.50	(43,381.35)	113.85	-	05/12/24	0.47%	
025816CC1	AMERICAN EXPRESS CO	Federal Agency Bond / Note	DISTRIBUTED	DISTRIBUTED	49,334.00	-	(49,334.00)	-	02/22/24	3.45%	
037833DT4	APPLE INC	Federal Agency Bond / Note	DISTRIBUTED	DISTRIBUTED	42,126.75	-	(42,126.75)	-	05/11/25	1.20%	
040854XU4	ARIZONA ST TRANSPRTN BRD HIGHWAY	Federal Agency Bond / Note	DISTRIBUTED	DISTRIBUTED	67,771.90	-	(67,771.90)	-	07/01/24	2.02%	
3130APQ81	FEDERAL HOME LOAN BKS	Federal Agency Bond / Note	DISTRIBUTED	DISTRIBUTED	47,327.50	-	(47,327.50)	-	11/08/24	1.06%	
3130ATV08	FEDERAL HOME LOAN BKS	Federal Agency Bond / Note	SOLD	SOLD	39,842.00	(39,807.20)	(34.80)	-	06/14/24	4.89%	
3130ATVD6	FEDERAL HOME LOAN BKS	Federal Agency Bond / Note	SOLD	SOLD	69,650.70	(29,392.80)	68.10	-	09/13/24	4.90%	
3133ENWP1	FEDERAL FARM CREDIT BKS	Federal Agency Bond / Note	DISTRIBUTED	DISTRIBUTED	29,324.70	-	-	-	05/16/24	2.69%	
3133X8L34	FEDERAL HOME LOAN BKS	Federal Agency Bond / Note	DISTRIBUTED	DISTRIBUTED	49,966.50	-	(49,966.50)	-	09/09/24	5.37%	
3134GWZV1	F H L M C M T N	Federal Agency Bond / Note	DISTRIBUTED	DISTRIBUTED	49,971.90	-	(49,971.90)	-	10/22/25	0.72%	
3135G04Z3	F N M A	Federal Agency Bond / Note	SOLD	SOLD	46,015.00	-	(46,015.00)	-	06/17/25	0.54%	
3135G05X7	F N M A	Federal Agency Bond / Note	SOLD	SOLD	41,032.35	(41,058.00)	25.65	-	08/25/25	0.41%	
3135G06G3	F N M A	Federal Agency Bond / Note	SOLD	SOLD	40,840.65	(40,892.40)	51.75	-	11/07/25	0.55%	
3135G06H1	F N M A	Federal Agency Bond / Note	SOLD	SOLD	39,346.80	(39,446.40)	99.60	-	11/27/23	0.25%	
3135G0X24	F N M A	Federal Agency Bond / Note	SOLD	SOLD	66,586.80	-	(66,586.80)	-	10/07/25	1.71%	
3137EAEU9	F H L M C	Federal Agency Bond / Note	DISTRIBUTED	DISTRIBUTED	71,039.25	-	(71,039.25)	-	02/12/25	1.58%	
3137EAEW5	F H L M C	Federal Agency Bond / Note	DISTRIBUTED	DISTRIBUTED	118,999.40	-	(118,999.40)	-	07/21/25	0.41%	
4581X0DK1	INTER AMERICAN DEVEL BK	Federal Agency Bond / Note	DISTRIBUTED	DISTRIBUTED	79,569.60	-	(79,569.60)	-	09/08/23	0.25%	
4581X0DZ8	INTER AMERICAN DEVEL BK	Federal Agency Bond / Note	DISTRIBUTED	DISTRIBUTED	47,355.50	-	(47,355.50)	-	03/14/25	1.85%	
61746BDQ6	MORGAN STANLEY	Federal Agency Bond / Note	DISTRIBUTED	DISTRIBUTED	75,643.20	-	(75,643.20)	-	09/23/24	0.53%	
713448FB9	PEPSICO INC	Federal Agency Bond / Note	DISTRIBUTED	DISTRIBUTED	49,341.50	-	(49,341.50)	-	04/29/24	3.93%	
797272QN4	SAN DIEGO CA CMNTY CLG DIST REF SER	Federal Agency Bond / Note	DISTRIBUTED	DISTRIBUTED	19,804.80	-	(19,804.80)	-	10/07/23	0.40%	
874857KJ3	TAMPAIS CA UNION HIGH SCH DIST	Federal Agency Bond / Note	MATURED	MATURED	20,000.00	(20,000.00)	-	-	08/01/23	2.00%	
9128282A7	U S TREASURY NOTE	Federal Agency Bond / Note	MATURED	MATURED	55,000.00	(55,000.00)	-	-	08/01/23	1.97%	
9128282R0	U S TREASURY NOTE	Federal Agency Bond / Note	SOLD	SOLD	160,214.25	(159,899.41)	(314.84)	-	08/15/26	1.64%	
9128282Y5	U S TREASURY NOTE	Federal Agency Bond / Note	SOLD	SOLD	147,881.60	(147,200.00)	(681.60)	-	08/15/27	2.43%	
9128283W8	U S TREASURY NOTE	Federal Agency Bond / Note	SOLD	SOLD	117,363.75	(116,596.68)	(767.07)	-	09/30/24	2.93%	
9128284R8	U S TREASURY NOTE	Federal Agency Bond / Note	DISTRIBUTED	DISTRIBUTED	134,853.60	-	(134,853.60)	-	02/15/28	2.96%	
912828J27	U S TREASURY NOTE	Federal Agency Bond / Note	DISTRIBUTED	DISTRIBUTED	28,611.30	-	(28,611.30)	-	05/31/25	2.10%	
912828T26	U S TREASURY NOTE	Federal Agency Bond / Note	SOLD	SOLD	54,641.40	(54,765.82)	124.42	-	02/15/25	1.38%	
912828V98	U S TREASURY NOTE	Federal Agency Bond / Note	DISTRIBUTED	DISTRIBUTED	102,369.30	-	(102,369.30)	-	09/30/23	2.42%	
912828W48	U S TREASURY NOTE	Federal Agency Bond / Note	SOLD	SOLD	44,163.45	(44,245.90)	82.45	-	02/15/27	2.17%	
912828WE6	U S TREASURY NOTE	Federal Agency Bond / Note	SOLD	SOLD	163,762.50	(164,039.65)	277.15	-	02/29/24	2.77%	
91282CAH4	U S TREASURY NOTE	Federal Agency Bond / Note	SOLD	SOLD	107,368.75	(106,914.06)	(454.69)	-	11/15/23	0.58%	
91282CAT8	U S TREASURY NOTE	Federal Agency Bond / Note	SOLD	SOLD	54,281.40	(54,346.88)	65.48	-	08/31/27	0.28%	
91282CBB6	U S TREASURY NOTE	Federal Agency Bond / Note	SOLD	SOLD	85,523.00	(85,039.06)	(483.94)	-	10/31/25	0.28%	
91282CBC4	U S TREASURY NOTE	Federal Agency Bond / Note	SOLD	SOLD	189,688.80	(189,787.50)	98.70	-	12/31/27	0.73%	
91282CBH3	U S TREASURY NOTE	Federal Agency Bond / Note	SOLD	SOLD	144,000.00	(144,012.50)	12.50	-	12/31/25	0.42%	
91282CCP4	U S TREASURY NOTE	Federal Agency Bond / Note	SOLD	SOLD	147,275.70	(147,075.59)	(200.11)	-	01/31/26	0.70%	
91282CCW9	U S TREASURY NOTE	Federal Agency Bond / Note	SOLD	SOLD	31,277.05	(31,225.20)	(51.85)	-	07/31/26	0.84%	
91282CCZ2	U S TREASURY NOTE	Federal Agency Bond / Note	DISTRIBUTED	DISTRIBUTED	58,245.85	-	(58,245.85)	-	09/30/26	0.98%	
91282CDD0	U S TREASURY NOTE	Federal Agency Bond / Note	SOLD	SOLD	158,049.60	(158,512.50)	462.90	-	10/31/23	0.38%	
91282CDG3	U S TREASURY NOTE	Federal Agency Bond / Note	DISTRIBUTED	DISTRIBUTED	49,540.70	-	(49,540.70)	-	10/31/26	1.25%	

**VENTURA REGIONAL SANITATION DISTRICT  
CASH & CASH EQUIVALENT AND INVESTMENT REPORT  
FOR THE MONTH ENDED AUGUST 31, 2023**

CUSIP	Asset Name	Asset Type	Shares/Units	Cost Basis	Beginning Balance 7/31/2023	Purchase/Sale or Maturity	Market Inc/(Dec)	Ending Balance 8/31/2023	Maturity Date	Annual Yield
91282CDN8	U S TREASURY NOTE	Federal Agency Bond / Note	DISTRIBUTED	DISTRIBUTED	47,219.00	-	(47,219.00)	-	12/15/24	1.06%
91282CDR9	U S TREASURY NOTE	Federal Agency Bond / Note	SOLD	SOLD	58,861.20	(59,017.97)	156.77	-	12/31/23	0.76%
91282CDZ1	U S TREASURY NOTE	Federal Agency Bond / Note	DISTRIBUTED	DISTRIBUTED	66,243.10	-	(66,243.10)	-	02/15/25	1.59%
91282CED9	U S TREASURY NOTE	Federal Agency Bond / Note	DISTRIBUTED	DISTRIBUTED	37,925.20	-	(37,925.20)	-	03/15/25	1.85%
91282CEQ0	U S TREASURY NOTE	Federal Agency Bond / Note	DISTRIBUTED	DISTRIBUTED	67,309.20	-	(67,309.20)	-	05/15/25	2.86%
91282CER8	U S TREASURY NOTE	Federal Agency Bond / Note	SOLD	SOLD	97,820.31	(97,820.31)	199.31	-	05/31/24	2.56%
91282CFK2	U S TREASURY NOTE	Federal Agency Bond / Note	SOLD	SOLD	43,781.84	(43,781.84)	(5.41)	-	09/15/25	3.60%
91282CFM8	U S TREASURY NOTE	Federal Agency Bond / Note	SOLD	SOLD	99,344.00	(98,742.19)	(601.81)	-	09/30/27	4.15%
91282CFW6	U S TREASURY NOTE	Federal Agency Bond / Note	SOLD	SOLD	124,267.50	(124,121.09)	(146.41)	-	11/15/25	4.53%
91282CFZ9	U S TREASURY NOTE	Federal Agency Bond / Note	SOLD	SOLD	83,691.85	(83,127.34)	(564.51)	-	11/30/27	3.94%
931141EX7	WALMART INC	Federal Agency Bond / Note	DISTRIBUTED	DISTRIBUTED	39,298.40	-	(39,298.40)	-	09/09/27	4.02%
025816CM9	AMERICAN EXPRESS CO SR	Federal Agency Bond / Note	40,000.00	39,715.60	35,852.40	-	(168.40)	35,684.00	11/04/26	1.85%
06051GJS9	BK OF AMERICA CORP	Corporate Note	30,000.00	26,774.70	26,879.40	-	(35.70)	26,843.70	07/22/27	1.94%
06406RBA4	BANK OF NY MELLON CORP	Federal Agency Bond / Note	35,000.00	35,042.35	31,647.40	-	(17.15)	31,629.85	01/26/27	2.27%
13077DQD7	CALIFORNIA ST UNIV REV SYSTEMWIDE	U.S. Treasury Bond / Note	15,000.00	15,000.00	13,661.85	-	18.30	13,680.15	11/01/25	0.95%
14041NFY2	CAPITAL ONE MULTI TR	Asset-Backed Security	35,000.00	34,995.18	33,090.75	-	87.15	33,177.90	11/16/26	1.10%
172967MX6	CITIGROUP INC	Corporate Note	20,000.00	20,000.00	19,244.60	-	70.60	19,315.20	05/01/25	1.02%
172967ND9	CITIGROUP INC	Corporate Note	55,000.00	55,045.10	51,786.90	-	248.05	52,034.95	11/03/25	1.35%
24422EWX3	JOHN DEERE CAPITAL CORP	Corporate Note	25,000.00	25,006.20	24,931.75	-	(56.00)	24,875.75	06/08/26	4.77%
254687FK7	WALT DISNEY COMPANY THE	Corporate Note	60,000.00	59,755.20	57,705.00	-	18.60	57,723.60	08/30/24	1.82%
30303MBL9	META PLATFORMS INC	Corporate Note	40,000.00	40,060.00	39,876.00	-	(225.20)	39,650.80	05/15/28	4.64%
3130ANMHO	FEDERAL HOME LOAN BKS	Federal Agency Bond / Note	75,000.00	68,376.75	67,330.50	-	(63.00)	67,267.50	08/20/26	1.23%
38014AD7	GM FIN AUTO LEAS TR	Asset-Backed Security	3,230.76	3,230.49	4,986.75	(1,769.24)	20.13	3,217.64	05/20/25	0.41%
38141GX58	GOLDMAN SACHS GROUP INC	Corporate Note	40,000.00	40,081.60	37,082.40	-	22.00	37,104.40	02/12/26	0.92%
43815GAC3	HONDA AUTO REC OWNTR TR 2021 4	Asset-Backed Security	13,738.24	13,735.35	14,087.72	(885.29)	18.29	13,220.72	01/21/26	0.91%
458140BY5	INTEL CORP	Corporate Note	40,000.00	40,048.40	38,340.40	-	(103.60)	38,236.80	08/05/27	3.92%
459200KT7	INTERNATIONAL BUSINESS MACHS	Corporate Note	30,000.00	30,468.30	29,211.30	-	(217.50)	28,993.80	07/27/27	4.29%
46647PCH7	JPMORGAN CHASE CO	Corporate Note	40,000.00	40,000.00	38,260.80	-	150.00	38,410.80	06/01/25	0.86%
539830BZ1	LOCKHEED MARTIN CORP	Corporate Note	20,000.00	19,937.00	19,822.00	-	(130.60)	19,691.40	05/15/28	4.52%
58769KAD6	MERCEDES BENZ AUTO LEASE	Asset-Backed Security	9,756.24	9,755.50	11,294.41	(1,687.97)	38.58	9,645.02	11/15/24	0.40%
61747YEG6	MORGAN STANLEY	Corporate Note	25,000.00	25,000.00	23,496.25	-	80.75	23,577.00	10/21/25	1.23%
63743HFE7	NATIONAL RURAL UTILS COOP FIN	Corporate Note	10,000.00	9,997.30	9,638.80	-	2.80	9,641.60	06/15/25	3.58%
665859AW4	NORTHERN TR CORP SR NT	Corporate Note	25,000.00	25,241.50	24,166.25	-	(157.75)	24,008.50	05/10/27	4.17%
69371RQ66	PACCAR FINANCIAL CORP	Corporate Note	15,000.00	15,676.65	14,216.25	-	56.70	14,272.95	02/06/25	1.89%
87612EBM7	TARGET CORP	Corporate Note	5,000.00	4,991.50	4,589.55	-	(30.90)	4,558.65	01/15/27	2.14%
89236TJK2	TOYOTA MTR CR CORP	Corporate Note	25,000.00	24,944.50	22,470.25	-	17.75	22,488.00	06/18/26	1.25%
91159HHX1	US BANCORP	Corporate Note	60,000.00	59,946.60	58,119.60	-	117.60	58,237.20	07/30/24	2.47%
923040GU7	VENTURA CNTY CA CMNTY CLG DIST TXBL	Municipal Bond / Note	60,000.00	60,000.00	57,971.40	-	78.60	58,050.00	08/01/24	1.86%
977123X60	WISCONSIN ST TRANSM REV TAXABLE REF	Municipal Bond / Note	45,000.00	45,000.00	43,021.35	-	245.70	43,267.05	07/01/24	0.65%
<b>VENTURA REGIONAL SANITATION DISTRICT-BAILLARD Total</b>										
			901,578	\$ 892,678.94	\$ 5,202,486.86	\$ (2,423,592.14)	\$ (1,925,536.62)	\$ 853,358.10		
<b>Grand Total</b>			32,737,969	\$ 32,792,279.09	\$ 31,653,986.29	\$ (5,548,509.22)	\$ 5,695,884.44	\$ 31,801,361.51		

See pages 9 through 10 for securities sold or matured for the month ended August 31, 2023.

**VENTURA REGIONAL SANITATION DISTRICT  
SECURITIES SOLD OR MATURED AS OF AUGUST 31, 2023**

Settle Date	CUSIP	Transaction	Description	Interest Rate	Maturity Date	Par	Principal Proceeds	Purchase Cost	Realized Cost this FY	Realized G/L Amortized Cost
08/10/2023	3135G05R0	MATURED PAR VALUE OF F N M A		0.300%	8/10/23	125,000.00	125,000.00	124,775.00	225.00	-
08/01/2023	797272QN4	MATURED PAR VALUE OF SAN DIEGO CA CMNTY		1.996%	8/01/23	35,000.00	35,000.00	35,000.00	-	-
08/01/2023	874857KJ3	MATURED PAR VALUE OF TAMALPAIS CA UNION		1.971%	8/01/23	85,000.00	85,000.00	85,000.00	-	-
<b>VENTURA REGIONAL SANITATION DISTRICT-MAIN: 1077 Total \$ 245,000.00 \$ 244,775.00 \$ 225.00 \$</b>										
08/10/2023	3135G05R0	MATURED PAR VALUE OF F N M A		0.300%	8/10/23	135,000.00	135,000.00	134,757.00	243.00	-
08/01/2023	797272QN4	MATURED PAR VALUE OF SAN DIEGO CA CMNTY		1.996%	8/01/23	35,000.00	35,000.00	35,000.00	-	-
08/01/2023	874857KJ3	MATURED PAR VALUE OF TAMALPAIS CA UNION		1.971%	8/01/23	85,000.00	85,000.00	85,000.00	-	-
08/31/2023	91282CCU3	MATURED PAR VALUE OF U S TREASURY NT		0.125%	8/31/23	365,000.00	365,000.00	364,144.53	855.47	-
<b>VENTURA REGIONAL SANITATION DISTRICT-TOLAND: 1078 Total \$ 620,000.00 \$ 618,901.53 \$ 1,098.47 \$</b>										
08/22/2023	023135BW5	SOLD PAR VALUE OF AMAZON COM INC		0.450%	5/12/24	45,000.00	43,381.35	44,934.30	(1,552.95)	(1,602.82)
08/22/2023	3130AFW94	SOLD PAR VALUE OF F H L B DEB		2.500%	2/13/24	65,000.00	64,071.80	64,769.90	(698.10)	(906.12)
08/22/2023	3130ATVC8	SOLD PAR VALUE OF F H L B DEB		4.875%	6/14/24	30,000.00	29,855.40	30,027.00	(171.60)	(163.65)
08/22/2023	3133ENWP1	SOLD PAR VALUE OF F F C B DEB		2.625%	5/16/24	90,000.00	88,178.40	89,878.50	(1,700.10)	(1,777.06)
08/10/2023	3135G05R0	MATURED PAR VALUE OF F N M A		0.300%	8/10/23	45,000.00	45,000.00	44,919.00	81.00	-
08/21/2023	3135G05X7	SOLD PAR VALUE OF F N M A		0.375%	8/25/25	25,000.00	22,810.00	24,883.00	(2,073.00)	(2,142.85)
08/21/2023	3135G06G3	SOLD PAR VALUE OF F N M A		0.500%	11/07/25	40,000.00	36,348.80	39,856.80	(3,508.00)	(3,587.58)
08/22/2023	3135G06H1	SOLD PAR VALUE OF F N M A		0.250%	11/27/23	40,000.00	39,446.40	39,954.40	(508.00)	(549.57)
08/21/2023	3137EAXE3	SOLD PAR VALUE OF F H L M C M T N		0.375%	9/23/25	60,000.00	54,595.20	59,819.40	(5,224.20)	(5,329.15)
08/01/2023	797272QN4	MATURED PAR VALUE OF SAN DIEGO CA CMNTY		1.996%	8/01/23	15,000.00	15,000.00	15,000.00	-	-
08/01/2023	874857KJ3	MATURED PAR VALUE OF TAMALPAIS CA UNION		1.971%	8/01/23	40,000.00	40,000.00	40,000.00	-	-
08/21/2023	9128282A7	SOLD PAR VALUE OF U S TREASURY NT		1.500%	8/15/26	180,000.00	164,467.97	168,572.27	(4,104.30)	(7,446.70)
08/21/2023	9128282R0	SOLD PAR VALUE OF U S TREASURY NT		2.250%	8/15/27	35,000.00	32,200.00	32,003.12	196.88	(301.17)
08/21/2023	9128283F5	SOLD PAR VALUE OF U S TREASURY NT		2.250%	11/15/27	100,000.00	91,562.50	93,683.59	(2,121.09)	(2,850.60)
08/21/2023	9128283W8	SOLD PAR VALUE OF U S TREASURY NT		2.750%	2/15/28	100,000.00	93,277.34	95,675.78	(2,398.44)	(2,747.68)
08/22/2023	912828W48	SOLD PAR VALUE OF U S TREASURY NT		2.125%	2/29/24	30,000.00	29,497.27	30,011.72	(514.45)	(504.02)
08/22/2023	912828W71	SOLD PAR VALUE OF U S TREASURY NT		2.125%	3/31/24	65,000.00	63,748.24	66,226.37	(2,478.13)	(1,424.18)
08/21/2023	912828XZ8	SOLD PAR VALUE OF U S TREASURY NT		2.750%	6/30/25	50,000.00	48,042.97	55,498.05	(7,455.08)	(4,188.46)
08/21/2023	91282CAH4	SOLD PAR VALUE OF U S TREASURY NT		0.500%	8/31/27	175,000.00	149,679.69	149,856.44	(176.75)	(3,718.76)
08/21/2023	91282CAM3	SOLD PAR VALUE OF U S TREASURY NT		0.250%	9/30/25	100,000.00	90,910.16	98,167.97	(7,257.81)	(8,142.49)
08/21/2023	91282CAT8	SOLD PAR VALUE OF U S TREASURY NT		0.250%	10/31/25	40,000.00	36,231.25	39,645.31	(3,414.06)	(3,605.73)
08/21/2023	91282CAU5	SOLD PAR VALUE OF U S TREASURY NT		0.500%	10/31/27	40,000.00	34,012.50	35,101.56	(1,089.06)	(1,411.64)
08/21/2023	91282CBC4	SOLD PAR VALUE OF U S TREASURY NT		0.375%	12/31/25	110,000.00	99,412.50	108,086.72	(8,674.22)	(9,586.43)
08/21/2023	91282CBH3	SOLD PAR VALUE OF U S TREASURY NT		0.375%	1/31/26	210,000.00	189,016.41	205,244.92	(16,228.51)	(18,373.92)
08/22/2023	91282CBV2	SOLD PAR VALUE OF U S TREASURY NT		0.375%	4/15/24	75,000.00	72,635.74	71,935.55	700.19	(176.69)
08/21/2023	91282CCJ8	SOLD PAR VALUE OF U S TREASURY NT		0.875%	6/30/26	105,000.00	94,639.45	106,066.41	(11,426.96)	(10,982.18)
08/21/2023	91282CCP4	SOLD PAR VALUE OF U S TREASURY NT		0.625%	7/31/26	110,000.00	98,050.39	106,605.47	(8,555.08)	(9,761.89)
08/21/2023	91282CCW9	SOLD PAR VALUE OF U S TREASURY NT		0.750%	8/31/26	80,000.00	71,371.88	78,287.50	(6,915.62)	(7,545.82)
08/22/2023	91282CDD0	SOLD PAR VALUE OF U S TREASURY NT		0.375%	10/31/23	140,000.00	138,698.44	137,413.29	1,285.15	(1,004.72)
08/22/2023	91282CFA4	SOLD PAR VALUE OF U S TREASURY NT		3.000%	7/31/24	65,000.00	63,608.59	63,641.60	(33.01)	(326.97)

**VENTURA REGIONAL SANITATION DISTRICT  
SECURITIES SOLD OR MATURED AS OF AUGUST 31, 2023**

Item # 10

Settle Date	CUSIP	Transaction	Description	Interest Rate	Maturity Date	Par	Principal Proceeds	Purchase Cost	Realized Cost this FY	Realized G/L
08/21/2023	91282CFE6	SOLD PAR VALUE OF U S TREASURY NT		3.125%	8/15/25	100,000.00	96,640.63	97,562.50	(921.87)	(1,559.79)
<b>VENTURA REGIONAL SANITATION DISTRICT-COASTAL: 1079 Total</b>						<b>\$ 2,405,000.00</b>	<b>\$ 2,236,391.27</b>	<b>\$ 2,333,328.44</b>	<b>\$ (96,937.17)</b>	<b>\$ (111,718.64)</b>
08/22/2023	023135BW5	SOLD PAR VALUE OF AMAZON COM INC		0.450%	5/12/24	45,000.00	43,381.35	44,934.30	(1,552.95)	(1,602.82)
08/22/2023	3130ATVC8	SOLD PAR VALUE OF F H L B DEB		4.875%	6/14/24	40,000.00	39,807.20	40,036.00	(228.80)	(218.20)
08/22/2023	3133ENWP1	SOLD PAR VALUE OF F C B DEB		2.625%	5/16/24	30,000.00	29,392.80	29,959.50	(566.70)	(592.35)
08/21/2023	3135G05X7	SOLD PAR VALUE OF F N M A		0.375%	8/25/25	45,000.00	41,058.00	44,789.40	(3,731.40)	(3,857.14)
08/21/2023	3135G06G3	SOLD PAR VALUE OF F N M A		0.500%	11/07/25	45,000.00	40,892.40	44,838.90	(3,946.50)	(4,036.03)
08/22/2023	3135G06H1	SOLD PAR VALUE OF F N M A		0.250%	11/27/23	40,000.00	39,446.40	39,954.40	(508.00)	(549.57)
08/01/2023	797272QN4	MATURED PAR VALUE OF SAN DIEGO CA CMNTY		1.996%	8/01/23	20,000.00	20,000.00	20,000.00	-	-
08/01/2023	874857KJ3	MATURED PAR VALUE OF TAMALPAIS CA UNION		1.971%	8/01/23	55,000.00	55,000.00	55,000.00	-	-
08/21/2023	9128282A7	SOLD PAR VALUE OF U S TREASURY NT		1.500%	8/15/26	175,000.00	159,899.41	163,987.11	(4,087.70)	(7,330.30)
08/21/2023	9128282R0	SOLD PAR VALUE OF U S TREASURY NT		2.250%	8/15/27	160,000.00	147,200.00	148,397.66	(1,197.66)	(3,021.94)
08/21/2023	9128283W8	SOLD PAR VALUE OF U S TREASURY NT		2.750%	2/15/28	125,000.00	116,596.68	117,962.89	(1,366.21)	(2,008.70)
08/22/2023	912828T26	SOLD PAR VALUE OF U S TREASURY NT		1.375%	9/30/23	55,000.00	54,765.82	53,816.21	949.61	(204.92)
08/22/2023	912828W48	SOLD PAR VALUE OF U S TREASURY NT		2.125%	2/29/24	45,000.00	44,245.90	43,693.95	551.95	(72.53)
08/22/2023	912828WF6	SOLD PAR VALUE OF U S TREASURY NT		2.750%	11/15/23	165,000.00	164,039.65	166,308.40	(2,268.75)	(1,147.58)
08/21/2023	91282CAH4	SOLD PAR VALUE OF U S TREASURY NT		0.500%	8/31/27	125,000.00	106,914.06	106,728.52	185.54	(2,285.03)
08/21/2023	91282CAT8	SOLD PAR VALUE OF U S TREASURY NT		0.250%	10/31/25	60,000.00	54,346.88	59,467.97	(5,121.09)	(5,408.60)
08/21/2023	91282CBB6	SOLD PAR VALUE OF U S TREASURY NT		0.625%	12/31/27	100,000.00	85,039.06	87,769.53	(2,730.47)	(3,411.95)
08/21/2023	91282CBC4	SOLD PAR VALUE OF U S TREASURY NT		0.375%	12/31/25	210,000.00	189,787.50	206,450.98	(16,663.48)	(18,377.47)
08/21/2023	91282CBH3	SOLD PAR VALUE OF U S TREASURY NT		0.375%	1/31/26	160,000.00	144,012.50	156,395.32	(12,382.82)	(14,011.13)
08/21/2023	91282CCP4	SOLD PAR VALUE OF U S TREASURY NT		0.625%	7/31/26	165,000.00	147,075.59	159,908.20	(12,832.61)	(14,642.82)
08/21/2023	91282CCW9	SOLD PAR VALUE OF U S TREASURY NT		0.750%	8/31/26	35,000.00	31,225.20	34,250.78	(3,025.58)	(3,301.29)
08/22/2023	91282CDD0	SOLD PAR VALUE OF U S TREASURY NT		0.375%	10/31/23	160,000.00	158,512.50	157,995.31	517.19	(1,260.35)
08/22/2023	91282CDR9	SOLD PAR VALUE OF U S TREASURY NT		0.750%	12/31/23	60,000.00	59,017.97	59,107.03	(89.06)	(811.01)
08/22/2023	91282CER8	SOLD PAR VALUE OF U S TREASURY NT		2.500%	5/31/24	100,000.00	97,820.31	99,820.31	(2,000.00)	(2,109.84)
08/21/2023	91282CFK2	SOLD PAR VALUE OF U S TREASURY NT		3.500%	9/15/25	45,000.00	43,781.84	44,344.34	(562.50)	(728.84)
08/21/2023	91282CFM8	SOLD PAR VALUE OF U S TREASURY NT		4.125%	9/30/27	100,000.00	98,742.19	101,900.00	(3,157.81)	(2,948.65)
08/21/2023	91282CFW6	SOLD PAR VALUE OF U S TREASURY NT		4.500%	11/15/25	125,000.00	124,121.09	126,962.89	(2,841.80)	(2,639.26)
08/21/2023	91282CFZ9	SOLD PAR VALUE OF U S TREASURY NT		3.875%	11/30/27	85,000.00	83,127.34	86,032.62	(2,905.28)	(2,786.51)
<b>VENTURA REGIONAL SANITATION DISTRICT-BAILLARD: 1080 Total</b>						<b>\$ 2,575,000.00</b>	<b>\$ 2,419,249.64</b>	<b>\$ 2,500,812.52</b>	<b>\$ (81,562.88)</b>	<b>\$ (99,364.83)</b>
<b>Grand Total</b>						<b>\$ 5,845,000.00</b>	<b>\$ 5,520,640.91</b>	<b>\$ 5,697,817.49</b>	<b>\$ (177,176.58)</b>	<b>\$ (211,083.47)</b>

Notes: Securities Sold and Matured are provided by PFM Asset Management & US Bank.



November 2, 2023

Board of Directors  
Ventura Regional Sanitation District  
Ventura, California

**INVESTMENT REPORT – SEPTEMBER 30, 2023**

**RECOMMENDATION**

Receive and file the September 30, 2023 Investment Report

**FISCAL IMPACT**

None.

**BACKGROUND/ANALYSIS**


The attached report shows cash and investment holdings of the District at September 30, 2023. The VRSD Investment Policy requires that the report be transmitted to the Board within 30 to 60 days after the close of the month. The portfolio totals \$37.40 million at cost, increasing \$0.60 million from \$36.80 million at the end of August 2023.


US Bank, who serves as the custodian, provides the market value shown for all U.S. Government securities. During the month of September, interest earnings for all investments were accrued in the amount of \$50,815. Fiscal year to date, \$120,550 has been earned. The unrealized gain or loss on investments is not recorded as income on a monthly basis. Recording it monthly skews the amount of interest reported since it could be at a loss one month and a gain the very next month and is not an actual gain or loss unless the government securities shown in Section D of the report are sold prior to their maturity date. It will be recorded at June 30, 2024, as required by governmental accounting standards.

The District investment holdings are in compliance with the investment policy approved by the Board of Directors on June 15, 2023. The portfolio has been managed with the stated objectives of safety, liquidity and earning a competitive rate of return. The investment program shown herein provides sufficient cash flow liquidity to meet the District's expense obligations for the next six months.

If you have any questions or need additional information, please contact me by phone at (805) 658-4646 or via email at [TinaRivera@vrzd.com](mailto:TinaRivera@vrzd.com).

ALVERTINA RIVERA, DIRECTOR OF FINANCE

APPROVED FOR FISCAL IMPACT:   
Alvertina Rivera, Director of Finance

APPROVED FOR AGENDA:   
Chris Theisen, General Manager

Attachments: 1. VRSD September 2023 Investment Report

**VENTURA REGIONAL SANITATION DISTRICT  
CASH & CASH EQUIVALENT AND INVESTMENT REPORT  
FOR THE MONTH ENDED SEPTEMBER 30, 2023**

**COMPLIANCE REPORT AND CERTIFICATIONS**

	BALANCE AT COST		INTEREST EARNED*	
	8/31/2023	CHANGE 9/30/2023	Sep-23	Fiscal YTD
A. Sweep Account	\$ 1,357,494	\$ 601,387	\$ 841	\$ 2,298
B. Certificate of Deposit	\$ 725,580	\$ -	\$ 2,385	\$ 7,315
C. Pooled Funds (LAIF & County Pool)	\$ 1,889,494	\$ 289	\$ -	\$ -
D. Funds & Securities held by Custodian	\$ 32,792,279	\$ 35,167	\$ 47,589	\$ 110,937
<b>TOTAL</b>	<b>\$ 36,764,848</b>	<b>\$ 636,843</b>	<b>\$ 50,815</b>	<b>\$ 120,550</b>

\*Interest Earned is based on estimates.

Investment Recap (C. & D.)	Market Totals Per Trustee		Purchase Price (G/L)		At Par	
					\$	%
Pooled Funds						
LAIF	\$ 1,828,119	\$ 1,828,119	\$ 1,828,119		\$ 1,828,119	
Ventura County Pool	\$ 61,664	\$ 61,664	\$ 61,664		\$ 61,664	
Total Pooled Funds	\$ 1,889,783	\$ 1,889,783	\$ 1,889,783		\$ 1,889,783	5.45%
Securities:						
Local Gov Investment Pool	\$ 7,180,395	\$ 7,180,395	\$ 7,180,395		\$ 7,180,395	20.71%
Local Gov Investment Pool-TERM	\$ 7,500,000	\$ 7,500,000	\$ 7,500,000		\$ 7,500,000	21.64%
U.S. T-Notes/Bonds	\$ 8,057,312	\$ 8,567,252	\$ 8,540,000		\$ 8,540,000	24.64%
Municipal Bonds	\$ 663,793	\$ 690,000	\$ 690,000		\$ 690,000	1.99%
Corporate Bonds/Notes	\$ 3,725,936	\$ 3,945,746	\$ 3,910,000		\$ 3,910,000	11.28%
Asset-Backed Security	\$ 312,830	\$ 325,246	\$ 325,290		\$ 325,290	0.94%
Supranationals	\$ 774,501	\$ 838,316	\$ 815,000		\$ 815,000	2.35%
Federal Agencies	\$ 3,618,318	\$ 3,780,492	\$ 3,815,000		\$ 3,815,000	11.01%
Total Securities	\$ 31,833,086	\$ 32,827,446	\$ 32,775,684		\$ 32,775,684	
Total Investments	\$ 33,722,869	\$ 34,717,229	\$ 34,665,467		\$ 34,665,467	100.00%

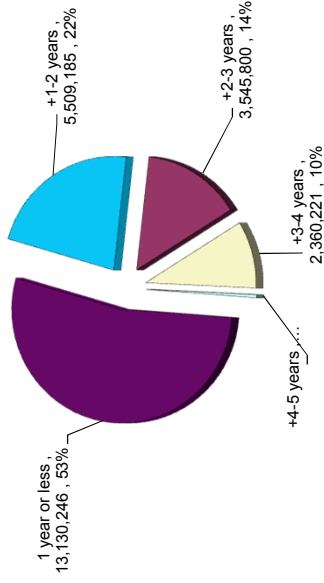
**CERTIFICATIONS**

I certify that all investment actions executed since the last report have been made in full compliance with the VRSD Investment Policy. In addition, sufficient investment liquidity and anticipated revenue are available to meet the next six (6) months' estimated expenses of the District.

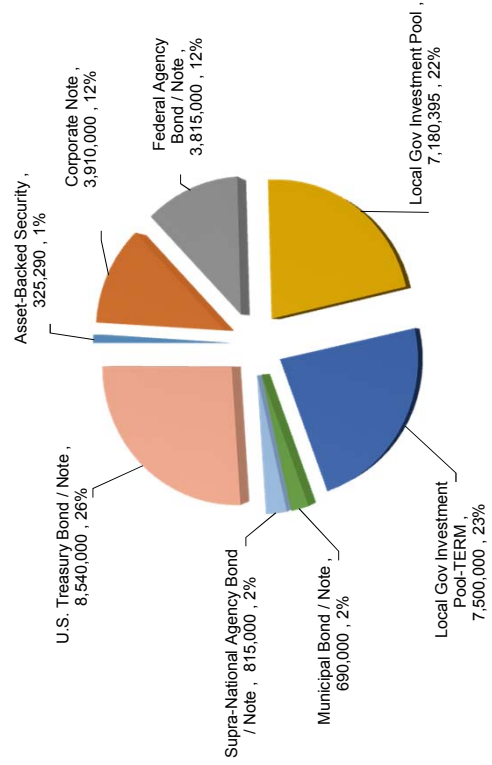
Alvertina Rivera, Director of Finance

Date

Investment Maturity Schedule  
U.S. T-Notes/Bonds & Agencies



Investment by Type  
@ PAR Value



**VENTURA REGIONAL SANITATION DISTRICT  
CASH & CASH EQUIVALENT AND INVESTMENT REPORT  
FOR THE MONTH ENDED SEPTEMBER 30, 2023**

CUSIP	Asset Name	Asset Type	Shares/Units	Cost Basis	Beginning Balance 8/31/2023	Purchase/Sale or Maturity	Market Value			Annual Yield
							Market Inc/(Dec)	Ending Balance 9/30/2023	Maturity Date	
CAMP POOL	CAMP-Pool	Local Gov Investment Pool	600,827.64	600,827.64	21,566.01	-	579,261.63	600,827.64	NA	
CAMP LIQTY	CAMP-Pool	Local Gov Investment Pool	2,619,475.75	2,619,475.75	2,607,585.09	-	11,890.66	2,619,475.75	NA	
CAMP TERM	CAMP-Term	Local Gov Investment Pool	7,500,000.00	7,500,000.00	7,500,000.00	-	-	7,500,000.00	08/23/24	
025816CC1	AMERICAN EXPRESS CO	Corporate Note	50,000.00	52,004.00	49,489.00	-	6.50	49,495.50	02/22/24	
037833DT4	APPLE INC	Corporate Note	45,000.00	45,094.50	42,081.30	-	8.10	42,089.40	05/11/25	
14316NAC3	CARMAX AUTO OWNER TR	Asset-Backed Security	5,633.41	5,632.31	6,088.99	(613.57)	16.65	5,492.07	12/15/25	
24422EYV6	JOHN DEERE CAPITAL CORP	Corporate Note	75,000.00	74,946.75	73,629.00	-	224.25	73,853.25	01/17/24	
3130AFW94	FEDERAL HOME LOAN BKS	Federal Agency Bond / Note	230,000.00	229,185.80	226,893.60	-	547.40	227,447.00	02/13/24	
3130APQ81	FEDERAL HOME LOAN BKS	Federal Agency Bond / Note	50,000.00	47,411.00	47,390.50	-	175.50	47,566.00	11/08/24	
3130ATVC8	FEDERAL HOME LOAN BKS	Federal Agency Bond / Note	80,000.00	80,072.00	79,680.80	-	(156.80)	79,524.00	06/14/24	
3130AATV6	FEDERAL HOME LOAN BKS	Federal Agency Bond / Note	70,000.00	70,317.80	69,708.80	-	(127.40)	69,581.40	09/13/24	
3133X8L34	FEDERAL HOME LOAN BKS	Federal Agency Bond / Note	50,000.00	50,000.00	50,018.50	-	(136.00)	49,882.50	09/09/24	
3134GWZV1	F H L M C M T N	Federal Agency Bond / Note	55,000.00	53,762.50	50,128.10	-	(17.05)	50,111.05	10/22/25	
3135G03U5	F N M A DEB	Federal Agency Bond / Note	100,000.00	99,794.00	93,145.00	-	(81.00)	93,064.00	04/22/25	
3135G04Z3	F N M A	Federal Agency Bond / Note	50,000.00	49,896.50	46,193.50	-	30.50	46,230.00	06/17/25	
3135G06H1	F N M A	Federal Agency Bond / Note	100,000.00	99,886.00	98,754.00	-	469.00	99,223.00	11/27/23	
3135G0X24	F N M A	Federal Agency Bond / Note	245,000.00	244,218.45	233,850.05	-	(39.20)	233,810.85	01/07/25	
3137EAEF0	F H L M C	Federal Agency Bond / Note	250,000.00	249,807.50	237,400.00	-	230.00	237,630.00	02/12/25	
3137EAEU9	F H L M C M T N	Federal Agency Bond / Note	130,000.00	129,797.60	119,428.40	-	54.60	119,483.00	07/21/25	
3137EAF2	F H L M C M T N	Federal Agency Bond / Note	45,000.00	44,955.45	44,347.50	-	253.80	44,601.30	12/04/23	
38141GX58	GOLDMAN SACHS GROUP INC	Corporate Note	95,000.00	95,193.80	88,122.95	-	(84.55)	88,038.40	02/12/26	
4581X0DK1	INTER AMERICAN DEVEL BK	Supra-National Agency Bond /	275,000.00	289,348.50	261,346.25	-	(244.75)	261,101.50	03/14/25	
4581X0DZ8	INTER AMERICAN DEVEL BK	Supra-National Agency Bond /	150,000.00	149,889.00	142,468.50	-	238.50	142,707.00	09/23/24	
61746BDQ6	MORGAN STANLEY	Corporate Note	175,000.00	185,242.75	172,837.00	-	54.25	172,891.25	04/29/24	
69371RQ66	PACARB FINANCIAL CORP	Corporate Note	30,000.00	31,353.30	28,545.90	-	(14.40)	28,531.50	02/06/25	
713448FB9	PEPSICO INC	Corporate Note	75,000.00	74,957.25	74,616.75	-	308.25	74,925.00	10/07/23	
91159HX1	US BANCORP	Corporate Note	100,000.00	99,911.00	97,062.00	-	73.00	97,135.00	07/30/24	
912828Y5	US TREASURY NOTE	U.S. Treasury Bond / Note	260,000.00	285,401.16	251,245.80	-	426.40	251,672.20	09/30/24	
912828Y5	US TREASURY NOTE	U.S. Treasury Bond / Note	15,000.00	15,325.20	14,438.10	-	13.50	14,451.60	11/30/24	
912828Y5	US TREASURY NOTE	U.S. Treasury Bond / Note	235,000.00	257,029.89	226,544.70	-	(35.25)	226,509.45	01/31/25	
912828Y8	US TREASURY NOTE	U.S. Treasury Bond / Note	485,000.00	539,581.45	467,947.40	-	(814.80)	467,132.60	05/31/25	
912828Y8	US TREASURY NOTE	U.S. Treasury Bond / Note	60,000.00	63,857.81	59,278.20	-	138.00	59,416.20	01/31/24	
912828Y7	US TREASURY NOTE	U.S. Treasury Bond / Note	30,000.00	32,323.83	28,696.80	-	(1.20)	28,695.60	02/15/25	
912828Y6	US TREASURY NOTE	U.S. Treasury Bond / Note	310,000.00	305,780.86	308,988.70	-	1,001.30	310,000.00	09/30/23	
912828Y9	US TREASURY NOTE	U.S. Treasury Bond / Note	110,000.00	107,211.33	102,286.80	-	(782.10)	101,504.70	02/15/27	
912828X8	US TREASURY NOTE	U.S. Treasury Bond / Note	60,000.00	58,673.44	55,837.80	-	(506.40)	55,331.40	05/15/27	
912828Y7	US TREASURY NOTE	U.S. Treasury Bond / Note	200,000.00	200,695.31	193,468.00	-	494.00	193,962.00	07/31/24	
912828Y7	US TREASURY NOTE	U.S. Treasury Bond / Note	65,000.00	64,796.88	58,329.70	-	(327.60)	58,002.10	09/30/26	
912828Y7	US TREASURY NOTE	U.S. Treasury Bond / Note	140,000.00	134,992.57	126,207.20	-	(764.40)	125,442.80	10/31/26	
912828Y8	US TREASURY NOTE	U.S. Treasury Bond / Note	50,000.00	46,796.88	47,400.50	-	78.00	47,478.50	12/15/24	
912828Y7	US TREASURY NOTE	U.S. Treasury Bond / Note	50,000.00	47,347.66	47,345.50	-	57.00	47,402.50	01/15/25	
912828Y7	US TREASURY NOTE	U.S. Treasury Bond / Note	70,000.00	65,594.92	66,461.50	-	32.90	66,494.40	02/15/25	
912828Y7	US TREASURY NOTE	U.S. Treasury Bond / Note	40,000.00	38,176.56	38,043.60	-	(6.00)	38,037.60	03/15/25	
912828Y7	US TREASURY NOTE	U.S. Treasury Bond / Note	125,000.00	119,721.68	117,128.75	-	(1,020.00)	116,108.75	03/31/27	
912828Y7	US TREASURY NOTE	U.S. Treasury Bond / Note	70,000.00	66,901.95	67,449.20	-	(109.90)	67,339.30	05/15/25	
912828Y7	US TREASURY NOTE	U.S. Treasury Bond / Note	40,000.00	39,948.44	39,510.80	-	(50.00)	39,460.80	12/31/24	
912828Y5	US TREASURY NOTE	U.S. Treasury Bond / Note	30,000.00	30,322.27	29,792.70	-	(64.50)	29,728.20	02/28/25	
923040GJ7	VENTURA CNTY CA CMNTY CLG DIST TXBL	Municipal Bond / Note	120,000.00	120,000.00	116,100.00	-	276.00	116,376.00	08/01/24	
931142EX7	WALMART INC	Corporate Note	40,000.00	40,064.80	39,043.60	-	(445.60)	38,598.00	09/09/27	
040854XU4	ARIZONA ST TRANSPRTN BRD HIGHWAY	Corporate Note	MATURED	PURCH OFFER	232,996.80	(233,925.60)	928.80	-	07/01/24	
3137EAEV5	F H L M C	Federal Agency Bond / Note	MATURED	PURCH OFFER	334,675.05	(335,000.00)	324.95	-	09/08/23	
977123X60	WISCONSIN ST TRANSN REV TAXABLE REF	Municipal Bond / Note	90,000.00	90,000.00	86,534.10	-	287.10	86,821.20	07/01/24	
				<b>15,945,937</b>	<b>\$ 16,033,896.04</b>	<b>\$ 15,718,150.79</b>	<b>\$ (569,539.17)</b>	<b>\$ 15,740,683.26</b>		
<b>VENTURA REGIONAL SANITATION DISTRICT-MAIN Total</b>										
CAMP POOL	CAMP-Pool	Local Gov Investment Pool	3,940,475.83	3,940,475.83	3,448,186.10	-	492,289.73	3,940,475.83	NA	
023135BW5	AMAZON COM INC	Corporate Note	130,000.00	129,810.20	125,667.10	-	304.20	125,971.30	05/12/24	
025816CC1	AMERICAN EXPRESS CO	Corporate Note	155,000.00	161,212.40	153,415.90	-	20.15	153,436.05	02/22/24	
025816CM9	AMERICAN EXPRESS CO SR	Corporate Note	75,000.00	74,466.75	66,907.50	-	(528.75)	66,378.75	11/04/26	



**VENTURA REGIONAL SANITATION DISTRICT  
CASH & CASH EQUIVALENT AND INVESTMENT REPORT  
FOR THE MONTH ENDED SEPTEMBER 30, 2023**

CUSIP	Asset Name	Asset Type	Shares/Units	Cost Basis	Beginning Balance 8/31/2023	Purchase/Sale or Maturity	Market Value			Annual Yield
							Ending Balance 9/30/2023	Market Inc/(Dec)	Maturity Date	
02665WDZ1	AMERICAN HONDA FIN CORP	Corporate Note	100,000.00	98,586.00	89,265.00	-	(538.00)	88,727.00	09/09/26	1.47%
037833DT4	APPLE INC	Corporate Note	100,000.00	100,210.00	93,514.00	-	18.00	93,532.00	05/11/25	1.20%
06406RBA4	BANK OF NY MELLON CORP	Corporate Note	75,000.00	75,090.75	67,778.25	-	(757.50)	67,020.75	01/26/27	2.29%
13077DQD7	CALIFORNIA ST UNIV REV SYSTEMWIDE	Municipal Bond / Note	40,000.00	40,000.00	36,480.40	-	33.60	36,514.00	11/01/25	0.94%
14041NFY2	CAPITAL ONE MULTI TR	Asset-Backed Security	70,000.00	69,990.35	66,355.80	-	44.80	66,400.60	11/16/26	1.10%
14316NAC3	CARMAX AUTO OWNER TR	Asset-Backed Security	5,633.41	5,632.31	6,088.99	(613.57)	16.65	5,492.07	12/15/25	0.35%
172967MX6	CITIGROUP INC	Corporate Note	50,000.00	50,000.00	48,288.00	-	102.50	48,390.50	05/01/25	1.01%
172967ND9	CITIGROUP INC	Corporate Note	50,000.00	50,041.00	47,304.50	-	(81.50)	47,223.00	11/03/25	1.36%
24422EVN6	JOHN DEERE CAPITAL CORP	Corporate Note	60,000.00	59,957.40	58,903.20	-	179.40	59,082.60	01/17/24	0.46%
24422EVU0	DEERE JOHN CAPITAL CORP	Corporate Note	40,000.00	39,974.00	38,091.20	-	91.20	38,182.40	09/10/24	0.65%
3130A0W94	FEDERAL HOME LOAN BKS	Federal Agency Bond / Note	180,000.00	179,362.80	177,573.60	-	428.40	178,002.00	02/13/24	2.53%
3130ANM0	FEDERAL HOME LOAN BKS	Federal Agency Bond / Note	100,000.00	91,169.00	89,690.00	-	(70.00)	89,620.00	08/20/26	1.23%
3130APQ81	FEDERAL HOME LOAN BKS	Federal Agency Bond / Note	130,000.00	123,268.60	123,215.30	-	456.30	123,671.60	11/08/24	1.05%
3130ATVC8	FEDERAL HOME LOAN BKS	Federal Agency Bond / Note	100,000.00	100,090.00	99,601.00	-	(196.00)	99,405.00	06/14/24	4.90%
3133ENWP1	FEDERAL FARM CREDIT BKS	Federal Agency Bond / Note	240,000.00	239,676.00	235,615.20	-	292.80	235,908.00	05/16/24	2.67%
3134G0WZV1	F H L M C M T N	Federal Agency Bond / Note	140,000.00	136,850.00	127,598.80	-	(43.40)	127,555.40	10/22/25	0.71%
3135G04Z3	F N M A	Federal Agency Bond / Note	140,000.00	139,710.20	129,358.60	-	85.40	129,444.00	06/17/25	0.54%
3135G05X7	F N M A	Federal Agency Bond / Note	140,000.00	139,344.80	127,995.00	-	61.60	128,056.60	09/25/25	0.41%
3135G06G3	F N M A	Federal Agency Bond / Note	125,000.00	124,552.50	113,885.00	-	(212.50)	113,672.50	11/07/25	0.55%
3135G06H1	F N M A	Federal Agency Bond / Note	115,000.00	114,868.90	113,567.10	-	539.35	114,106.45	11/27/23	0.25%
3137EAEP0	F H L M C	Federal Agency Bond / Note	200,000.00	199,846.00	189,920.00	-	184.00	190,104.00	01/07/25	1.70%
3137EAEU9	F H L M C M T N	Federal Agency Bond / Note	90,000.00	89,952.30	82,681.20	-	37.80	82,719.00	07/21/25	0.41%
3137EAEX3	F H L M C M T N	Federal Agency Bond / Note	185,000.00	184,443.15	168,801.40	-	(125.80)	168,675.60	09/23/25	0.41%
380144AD7	GM FIN AUTO LEAS TR	Asset-Backed Security	3,388.14	3,387.86	9,652.93	(6,304.14)	30.61	3,379.40	05/20/25	0.41%
38141GX58	OLDMAN SACHS GROUP INC	Corporate Note	100,000.00	100,204.00	92,761.00	-	(89.00)	92,672.00	02/12/26	0.92%
43815EAC8	HONDA AUTO REC OWN TR 2021 3	Asset-Backed Security	29,975.13	29,974.70	31,342.86	(2,465.19)	149.95	29,027.62	11/18/25	0.42%
43815GAC3	HONDA AUTO REC OWN TR 2021 4	Asset-Backed Security	34,285.56	34,278.34	35,255.27	(2,349.76)	43.26	32,948.77	01/21/26	0.92%
458140B55	INTEL CORP	Corporate Note	100,000.00	100,121.00	95,592.00	-	(1,259.00)	94,333.00	08/05/27	3.98%
4581X0DK1	INTER AMERICAN DEVEL BK	Supra-National Agency Bond /	135,000.00	141,925.50	128,297.25	-	(120.15)	128,177.10	03/14/25	1.84%
4581X0DZ8	INTER AMERICAN DEVEL BK	Supra-National Agency Bond /	210,000.00	209,844.60	199,455.90	-	333.90	199,789.80	09/23/24	0.53%
459200K77	INTERNATIONAL BUSINESS MACHS	Corporate Note	100,000.00	101,561.00	96,646.00	-	(1,209.00)	95,437.00	07/27/27	4.35%
58769KAD6	JPMORGAN CHASE CO	Asset-Backed Security	95,000.00	95,000.00	91,225.65	-	226.10	91,451.75	06/01/25	0.86%
61746BDQ6	MERCEDES BENZ AUTO LEASE	Corporate Note	25,467.05	25,465.12	31,346.29	(6,240.71)	144.49	25,250.07	11/15/24	0.40%
61747YEG6	MORGAN STANLEY	Corporate Note	195,000.00	206,413.35	192,589.80	-	60.45	192,650.25	04/29/24	3.92%
63743HFE7	MORGAN STANLEY	Corporate Note	30,000.00	30,000.00	28,292.40	-	26.70	28,319.10	10/21/25	1.23%
665859AW4	NATIONAL RURAL UTILS COOP FIN	Corporate Note	20,000.00	19,994.60	19,283.20	-	(39.60)	19,243.60	06/15/25	3.59%
69371RQ66	NORTHERN TR CORP SR NT	Corporate Note	70,000.00	70,676.20	67,223.80	-	(1,008.70)	66,215.10	05/10/27	4.23%
87612EBM7	PACCAR FINANCIAL CORP	Corporate Note	30,000.00	31,353.30	28,545.90	-	(14.40)	28,531.50	02/06/25	1.89%
89236TJK2	TARGET CORP	Corporate Note	20,000.00	19,966.00	18,234.60	-	(171.80)	18,062.80	01/15/27	2.16%
91159HXX1	TOYOTA MTR CR CORP	Corporate Note	60,000.00	59,866.80	53,971.20	-	(392.40)	53,578.80	06/18/26	1.26%
912828A7	US BANCORP	Corporate Note	100,000.00	99,911.00	97,062.00	-	73.00	97,135.00	07/30/24	2.47%
912828Y5	U S TREASURY NOTE	U.S. Treasury Bond / Note	100,000.00	93,941.41	91,660.00	-	(508.00)	91,152.00	08/15/26	1.65%
912828J37	U S TREASURY NOTE	U.S. Treasury Bond / Note	210,000.00	214,314.84	202,929.30	-	344.40	203,273.70	09/30/24	2.20%
9128283V0	U S TREASURY NOTE	U.S. Treasury Bond / Note	25,000.00	25,541.99	24,063.50	-	22.50	24,086.00	11/30/24	2.21%
9128284R8	U S TREASURY NOTE	U.S. Treasury Bond / Note	195,000.00	208,422.07	187,983.90	-	(29.25)	187,954.65	01/31/25	2.59%
9128286G0	U S TREASURY NOTE	U.S. Treasury Bond / Note	380,000.00	422,764.84	366,639.20	-	(638.40)	366,000.80	05/31/25	2.98%
912828T26	U S TREASURY NOTE	U.S. Treasury Bond / Note	200,000.00	210,304.69	197,008.00	-	500.00	197,508.00	02/29/24	2.40%
912828V98	U S TREASURY NOTE	U.S. Treasury Bond / Note	130,000.00	127,201.95	120,580.10	-	419.90	130,000.00	09/30/23	1.38%
912828W71	U S TREASURY NOTE	U.S. Treasury Bond / Note	430,000.00	418,959.38	399,848.40	-	(3,057.30)	396,791.10	02/15/27	2.44%
912828WF6	U S TREASURY NOTE	U.S. Treasury Bond / Note	130,000.00	132,544.14	127,557.30	-	314.60	127,871.90	03/31/24	2.16%
912828X70	U S TREASURY NOTE	U.S. Treasury Bond / Note	275,000.00	277,180.66	273,484.75	-	613.25	274,098.00	11/15/23	2.76%
912828X88	U S TREASURY NOTE	U.S. Treasury Bond / Note	140,000.00	140,628.90	136,910.20	-	333.20	137,243.40	04/30/24	2.04%
912828CAM3	U S TREASURY NOTE	U.S. Treasury Bond / Note	50,000.00	48,894.53	46,531.50	-	(422.00)	46,109.50	05/15/27	2.58%
91282CAT8	U S TREASURY NOTE	U.S. Treasury Bond / Note	200,000.00	196,335.94	182,218.00	-	(218.00)	182,000.00	09/30/25	0.27%
91282CBC4	U S TREASURY NOTE	U.S. Treasury Bond / Note	150,000.00	148,669.92	136,177.50	-	(163.50)	136,014.00	10/31/25	0.28%
			600,000.00	589,750.00	543,654.00	-	(1,242.00)	542,412.00	12/31/25	0.41%

**VENTURA REGIONAL SANITATION DISTRICT  
CASH & CASH EQUIVALENT AND INVESTMENT REPORT  
FOR THE MONTH ENDED SEPTEMBER 30, 2023**

CUSIP	Asset Name	Asset Type	Shares/Units	Cost Basis	Beginning Balance 8/31/2023	Purchase/Sale or Maturity	Market Value		Annual Yield
							Ending Balance 9/30/2023	Market Inc/(Dec)	
91282CBH3	U S TREASURY NOTE	U.S. Treasury Bond / Note	460,000.00	449,702.74	415,168.40	-	(1,076.40)	414,092.00	0.42%
91282CBQ3	U S TREASURY NOTE	U.S. Treasury Bond / Note	130,000.00	122,961.72	117,375.70	-	(335.40)	117,040.30	0.56%
91282CBT7	U S TREASURY NOTE	U.S. Treasury Bond / Note	100,000.00	96,148.44	90,758.00	-	(328.00)	90,430.00	0.83%
91282CBV2	U S TREASURY NOTE	U.S. Treasury Bond / Note	95,000.00	90,524.61	92,084.50	-	385.70	92,450.20	0.39%
91282CCJ8	U S TREASURY NOTE	U.S. Treasury Bond / Note	425,000.00	429,316.41	384,178.75	-	(1,776.50)	382,402.25	0.97%
91282CCP4	U S TREASURY NOTE	U.S. Treasury Bond / Note	200,000.00	193,828.13	178,852.00	-	(864.00)	178,000.00	0.70%
91282CCZ2	U S TREASURY NOTE	U.S. Treasury Bond / Note	110,000.00	109,377.34	98,711.80	-	(554.40)	98,157.40	0.98%
91282CCDD0	U S TREASURY NOTE	U.S. Treasury Bond / Note	380,000.00	375,357.81	376,863.60	-	1,656.80	378,510.40	0.38%
91282CCDG3	U S TREASURY NOTE	U.S. Treasury Bond / Note	285,000.00	266,732.03	256,921.80	-	(1,556.10)	255,365.70	1.26%
91282CDH1	U S TREASURY NOTE	U.S. Treasury Bond / Note	255,000.00	249,279.50	241,722.15	-	487.05	242,209.20	0.79%
91282CDZ1	U S TREASURY NOTE	U.S. Treasury Bond / Note	310,000.00	298,321.49	294,475.20	-	145.70	294,475.20	1.58%
91282CER8	U S TREASURY NOTE	U.S. Treasury Bond / Note	130,000.00	129,766.41	127,207.60	-	278.20	127,485.80	2.55%
923040GU7	VENTURA CNTY CA CMINTY CLG DIST TXBL	Municipal Bond / Note	130,000.00	130,000.00	125,775.00	-	299.00	126,074.00	1.86%
931142EX7	WALMART INC	Corporate Note	100,000.00	100,162.00	97,609.00	-	(1,114.00)	96,495.00	4.09%
977123X60	WISCONSIN ST TRANSN REV TAXABLE REF	Municipal Bond / Note	100,000.00	100,000.00	96,149.00	-	319.00	96,468.00	0.65%
040654XU4	ARIZONA ST TRANSPRTN BRD HIGHWAY	Municipal Bond / Note	PURCH OFFER	PURCH OFFER	97,082.00	-	387.00	-	2.02%
313383YJ4	FEDERAL HOME LOAN BKS	Federal Agency Bond / Note	MATURED	MATURED	149,938.50	(150,000.00)	61.50	-	3.38%
3137EAEW5	F L M C	Federal Agency Bond / Note	MATURED	MATURED	199,806.00	(200,000.00)	194.00	-	0.25%
98163KAC6	WORLD OMNI AUTO REC TR	Asset-Backed Security	42,261.85	42,256.10	43,074.43	(2,608.75)	213.46	40,679.14	0.84%
<b>VENTURA REGIONAL SANITATION DISTRICT-TOLAND Total</b>					<b>\$ 14,677,395.60</b>	<b>\$ 14,067,798.57</b>	<b>\$ (468,051.12)</b>	<b>\$ 14,082,260.30</b>	
CAMP POOL			14,701.487	10,191.54	4,488.37	-	5,703.17	10,191.54	NA
025816CC1	AMERICAN EXPRESS CO	Corporate Note	55,000.00	57,204.40	54,437.90	-	7.15	54,445.05	3.43%
025816CM9	AMERICAN EXPRESS CO SR	Corporate Note	30,000.00	29,786.70	26,763.00	-	(211.50)	26,551.50	1.86%
037833DT4	APPLE INC	Corporate Note	30,000.00	30,063.00	28,054.20	-	5.40	28,059.60	1.20%
06051GJS9	BK OF AMERICA CORP	Corporate Note	25,000.00	22,312.25	22,369.75	-	(215.75)	22,154.00	1.96%
06406RBA4	BANK OF NY MELLON CORP	Corporate Note	35,000.00	35,042.35	31,629.85	-	(353.50)	31,276.35	2.29%
13077DQD7	CAPITALONE ST UNIV REV SYSTEMWIDE	Municipal Bond / Note	15,000.00	15,000.00	13,680.15	-	12.60	13,692.75	0.94%
14041NFY2	CAPITALONE ST UNIV REV SYSTEMWIDE	Asset-Backed Security	30,000.00	29,995.87	28,438.20	-	19.20	28,457.40	1.10%
172967MX6	CITIGROUP INC	Corporate Note	15,000.00	15,000.00	14,486.40	-	30.75	14,517.15	1.01%
172967ND9	CITIGROUP INC	Corporate Note	50,000.00	50,041.00	47,304.50	-	(81.50)	47,223.00	1.36%
24422EWMX3	JOHN DEERE CAPITAL CORP	Corporate Note	20,000.00	19,998.75	19,900.60	-	(169.20)	19,731.40	1.81%
254687FK7	WALT DISNEY COMPANY THE	Corporate Note	50,000.00	49,796.00	48,103.00	-	140.00	48,243.00	4.70%
30303MBL9	META PLATFORMS INC	Corporate Note	35,000.00	35,052.50	34,694.45	-	(457.10)	34,237.35	4.70%
3130AJHU6	FEDERAL HOME LOAN BKS	Federal Agency Bond / Note	45,000.00	44,776.80	41,895.45	-	(36.90)	41,858.55	0.54%
3130ANMH0	FEDERAL HOME LOAN BKS	Federal Agency Bond / Note	75,000.00	68,376.75	67,267.50	-	(52.50)	67,215.00	1.23%
3130APQ81	FEDERAL HOME LOAN BKS	Federal Agency Bond / Note	40,000.00	37,928.80	37,912.40	-	140.40	38,052.80	1.05%
3134GWZV1	F L M C M T N	Federal Agency Bond / Note	45,000.00	43,987.50	41,013.90	-	(13.95)	40,999.95	0.71%
3135G04Z3	F N M A	Federal Agency Bond / Note	35,000.00	34,927.55	32,339.65	-	21.35	32,361.00	0.54%
3137EAEP0	F L M C	Federal Agency Bond / Note	30,000.00	29,976.90	28,488.00	-	27.60	28,515.60	1.58%
3137EAEU9	F L M C M T N	Federal Agency Bond / Note	30,000.00	29,850.60	27,560.40	-	12.60	27,573.00	0.41%
380144AD7	GM FIN AUTO LEAS TR	Asset-Backed Security	1,129.38	1,129.29	3,217.64	(2,101.38)	10.21	1,126.47	0.41%
38141GX58	GOLDMAN SACHS GROUP INC	Corporate Note	35,000.00	35,071.40	32,466.35	-	(31.15)	32,435.20	0.92%
43815GAC3	HONDA AUTO REC OWNR TR 2021 4	Asset-Backed Security	12,857.08	12,854.38	13,220.72	(881.16)	16.22	12,355.78	0.92%
458140BY5	INTEL CORP	Corporate Note	35,000.00	35,042.35	33,457.20	-	(440.65)	33,016.55	3.98%
4581X0DK1	INTER AMERICAN DEVEL BK	Supra-National Agency Bond /	45,000.00	47,308.50	42,765.75	-	(40.05)	42,725.70	1.84%
459200KT7	INTERNATIONAL BUSINESS MACHS	Corporate Note	35,000.00	35,546.35	33,826.10	-	(423.15)	33,402.95	4.35%
46647PCP7	JPMORGAN CHASE CO	Corporate Note	30,000.00	30,000.00	28,808.10	-	71.40	28,879.50	0.86%
539830BZ1	LOCKHEED MARTIN CORP	Corporate Note	15,000.00	14,955.00	14,768.55	-	(251.25)	14,517.30	4.60%
58769KAD6	MERCEDES BENZ AUTO LEASE	Asset-Backed Security	7,836.02	7,835.43	9,645.02	(1,920.22)	44.46	7,769.26	0.40%
61746BD06	MORGAN STANLEY	Corporate Note	70,000.00	74,097.10	69,134.80	-	21.70	69,156.50	3.92%
61747YEG6	MORGAN STANLEY	Corporate Note	20,000.00	20,000.00	18,861.60	-	17.80	18,879.40	1.23%
63743HFE7	NATIONAL RURAL UTILS COOP FIN	Corporate Note	10,000.00	9,997.30	9,641.60	-	(19.80)	9,621.80	3.59%
665859AW4	NORTHERN TR CORP SR NT	Corporate Note	25,000.00	25,241.50	24,008.50	-	(360.25)	23,648.25	4.23%
69371RQ66	PACCAR FINANCIAL CORP	Corporate Note	10,000.00	10,451.10	9,515.30	-	(4.80)	9,510.50	1.89%
87612EBM7	TARGET CORP	Corporate Note	5,000.00	4,991.50	4,568.65	-	(42.95)	4,515.70	2.16%

**VENTURA REGIONAL SANITATION DISTRICT  
CASH & CASH EQUIVALENT AND INVESTMENT REPORT  
FOR THE MONTH ENDED SEPTEMBER 30, 2023**

CUSIP	Asset Name	Asset Type	Shares/Units	Cost Basis	Beginning Balance 8/31/2023	Purchase/Sale or Maturity	Market Value		Annual Yield
							Market Inc/(Dec)	Ending Balance 9/30/2023	
892367JK2	TOYOTA MTR CR CORP	Corporate Note	20,000.00	19,955.60	17,990.40	-	(130.80)	17,859.60	1.26%
91159HHX1	US BANCORP	Corporate Note	40,000.00	39,964.40	38,824.80	-	29.20	38,854.00	2.47%
923040GU7	VENTURA CNTY CA CMINTY CLG DIST TXBL	Municipal Bond / Note	40,000.00	40,000.00	38,700.00	-	92.00	38,792.00	1.86%
931142EX7	WALMART INC	Corporate Note	35,000.00	35,056.70	34,163.15	-	(389.90)	33,773.25	4.09%
977123X60	WISCONSIN ST TRANSN REV TAXABLE REF	Municipal Bond / Note	35,000.00	35,000.00	33,652.15	-	111.65	33,763.80	0.65%
	<b>VENTURA REGIONAL SANITATION DISTRICT-COASTAL Total</b>		<b>1,227,014</b>	<b>\$ 1,223,807.16</b>	<b>\$ 1,162,054.05</b>	<b>\$ (4,902.76)</b>	<b>\$ 2,808.21</b>	<b>\$ 1,159,959.50</b>	
	<b>CAMP POOL</b>		<b>9,423.79</b>	<b>9,423.79</b>	<b>4,853.17</b>	<b>-</b>	<b>4,570.62</b>	<b>9,423.79</b>	<b>NA</b>
025816CM9	AMERICAN EXPRESS CO SR	Corporate Note	40,000.00	39,715.60	35,684.00	-	(282.00)	35,402.00	1.86%
06051GJS9	BK OF AMERICA CORP	Corporate Note	30,000.00	26,774.70	26,843.70	-	(258.90)	26,584.80	1.96%
06406RBA4	BANK OF NY MELLON CORP	Corporate Note	35,000.00	35,042.35	31,629.85	-	(353.50)	31,276.35	2.29%
13077DQD7	CALIFORNIA ST UNIV REV SYSTEMWIDE	Municipal Bond / Note	15,000.00	15,000.00	13,680.15	-	12.60	13,692.75	0.94%
14041NFY2	CAPITAL ONE MULTI TR	Asset-Backed Security	35,000.00	34,995.18	33,177.90	-	22.40	33,200.30	1.10%
172967MX6	CITIGROUP INC	Corporate Note	20,000.00	20,000.00	19,315.20	-	41.00	19,356.20	1.01%
172967ND9	CITIGROUP INC	Corporate Note	55,000.00	55,045.10	52,034.95	-	(89.65)	51,945.30	1.36%
24422EMX3	JOHN DEERE CAPITAL CORP	Corporate Note	25,000.00	25,006.20	24,875.75	-	(211.50)	24,664.25	4.81%
254687FK7	WALT DISNEY COMPANY THE	Corporate Note	60,000.00	59,755.20	57,723.60	-	168.00	57,891.60	1.81%
30303M8L9	META PLATFORMS INC	Corporate Note	40,000.00	40,060.00	39,650.80	-	(522.40)	39,128.40	4.70%
3130ANMH0	FEDERAL HOME LOAN BKS	Federal Agency Bond / Note	75,000.00	68,376.75	67,267.50	-	(52.50)	67,215.00	1.23%
380144AD7	GM FIN AUTO LEAS TR	Asset-Backed Security	1,129.38	1,129.29	3,217.64	-	10.21	1,126.47	0.41%
38141GX58	GOLDMAN SACHS GROUP INC	Corporate Note	40,000.00	40,081.60	37,104.40	-	(35.60)	37,068.80	0.92%
43815GAC3	HONDA AUTO REC OWNR TR 2021 4	Asset-Backed Security	12,857.08	12,854.38	13,220.72	-	16.22	12,355.78	0.92%
459200KT7	INTEL CORP	Corporate Note	40,000.00	40,048.40	38,236.80	-	(603.60)	37,733.20	3.98%
46647PC7	INTERNATIONAL BUSINESS MACHS	Corporate Note	30,000.00	30,468.30	28,993.80	-	(362.70)	28,631.10	4.35%
539830BZ1	JPMORGAN CHASE CO	Corporate Note	40,000.00	40,000.00	38,410.80	-	95.20	38,506.00	0.86%
58769KAD6	LOCKHEED MARTIN CORP	Corporate Note	20,000.00	19,937.00	19,691.40	-	(335.00)	19,356.40	4.60%
61747YEG6	MERCEDES BENZ AUTO LEASE	Asset-Backed Security	7,836.02	7,835.43	9,645.02	-	44.46	7,769.26	0.40%
63743HFE7	MORGAN STANLEY	Corporate Note	25,000.00	25,000.00	23,577.00	-	22.25	23,599.25	1.23%
665859AW4	NATIONAL RURAL UTILS COOP FIN	Corporate Note	10,000.00	9,997.30	9,641.60	-	(19.80)	9,621.80	3.59%
69371RQ66	NORTHERN TR CORP SR NT	Corporate Note	25,000.00	25,241.50	24,008.50	-	(360.25)	23,648.25	4.23%
87612EBM7	PACCAR FINANCIAL CORP	Corporate Note	15,000.00	15,676.65	14,272.95	-	(7.20)	14,265.75	1.89%
892367JK2	TARGET CORP	Corporate Note	5,000.00	4,991.50	4,558.65	-	(42.95)	4,515.70	2.16%
91159HHX1	TOYOTA MTR CR CORP	Corporate Note	25,000.00	24,944.50	22,488.00	-	(163.50)	22,324.50	1.26%
923040GU7	US BANCORP	Corporate Note	60,000.00	59,946.60	58,237.20	-	43.80	58,281.00	2.47%
977123X60	VENTURA CNTY CA CMINTY CLG DIST TXBL	Municipal Bond / Note	60,000.00	60,000.00	58,050.00	-	138.00	58,188.00	1.86%
	<b>VENTURA REGIONAL SANITATION DISTRICT-BAILLARD Total</b>		<b>45,000.00</b>	<b>45,000.00</b>	<b>43,267.05</b>	<b>-</b>	<b>143.55</b>	<b>43,410.60</b>	<b>0.65%</b>
	<b>Grand Total</b>		<b>901,246</b>	<b>\$ 892,347.32</b>	<b>\$ 853,358.10</b>	<b>\$ (4,902.76)</b>	<b>\$ 1,727.26</b>	<b>\$ 850,182.60</b>	
			<b>32,775,684</b>	<b>\$ 32,827,446.12</b>	<b>\$ 31,801,361.51</b>	<b>\$ (1,047,395.81)</b>	<b>\$ 1,079,119.96</b>	<b>\$ 31,833,085.66</b>	

See pages 6 through 6 for securities sold or matured for the month ended September 30, 2023.

**VENTURA REGIONAL SANITATION DISTRICT  
SECURITIES SOLD OR MATURED AS OF SEPTEMBER 30, 2023**

Item #	Settle Date	CUSIP	Transaction	Description	Interest Rate	Maturity Date	Par	Principal Proceeds	Purchase Cost	Realized Cost this FY	Realized G/L Amortized Cost
09/08/2023	3137EAEW5		MATURED PAR VALUE OF F H L M C	0.250%	9/08/23	155,000.00	155,000.00	154,984.73	15.27	-	-
09/08/2023	3137EAEW5		MATURED PAR VALUE OF F H L M C	0.250%	9/08/23	180,000.00	180,000.00	179,979.05	20.95	-	-
09/20/2023	040654XU4		CHASE OFFER PAR VALUE OF ARIZONA ST TRANSPRTN	1.958%	7/01/24	240,000.00	233,925.60	240,000.00	(6,074.40)	-	-
			<b>VENTURA REGIONAL SANITATION DISTRICT-MAIN: 1077 Total</b>			<b>\$ 575,000.00</b>	<b>\$ 568,925.60</b>	<b>\$ 574,963.78</b>	<b>\$ (6,038.18)</b>	<b>\$</b>	<b>\$</b>
09/08/2023	313383Y14		MATURED PAR VALUE OF F H L B DEB	3.375%	9/08/23	150,000.00	150,000.00	152,609.40	(2,609.40)	-	-
09/08/2023	3137EAEW5		MATURED PAR VALUE OF F H L M C	0.250%	9/08/23	200,000.00	200,000.00	199,977.57	22.43	-	-
09/20/2023	040654XU4		CHASE OFFER PAR VALUE OF ARIZONA ST TRANSPRTN	1.958%	7/01/24	100,000.00	97,469.00	100,000.00	(2,531.00)	-	-
			<b>VENTURA REGIONAL SANITATION DISTRICT-TOLAND: 1078 Total</b>			<b>\$ 450,000.00</b>	<b>\$ 447,469.00</b>	<b>\$ 452,586.97</b>	<b>\$ (5,117.97)</b>	<b>\$</b>	<b>\$</b>

**NO SALES OR MATURIES FOR CURRENT PERIOD**

VENTURA REGIONAL SANITATION DISTRICT-COASTAL: 1079 Total	\$ -	\$ -	\$ -	\$ -	\$ -
--	------	------	------	------	------

**NO SALES OR MATURIES FOR CURRENT PERIOD**

VENTURA REGIONAL SANITATION DISTRICT-BAILARD: 1080 Total	\$ -	\$ -	\$ -	\$ -	\$ -
<b>Grand Total</b>	<b>\$ 1,025,000.00</b>	<b>\$ 1,016,394.60</b>	<b>\$ 1,027,550.75</b>	<b>\$ (11,156.15)</b>	<b>\$ -</b>

Notes: Securities Sold and Matured are provided by PFM Asset Management & US Bank.