



January 18, 2024

Board of Directors
Ventura Regional Sanitation District
Ventura, California

INVESTMENT REPORT – NOVEMBER 30, 2023

RECOMMENDATION

Receive and file the November 30, 2023 Investment Report

FISCAL IMPACT

None.

BACKGROUND/ANALYSIS

The attached report shows cash and investment holdings of the District at November 30, 2023. The VRSD Investment Policy requires that the report be transmitted to the Board within 30 to 60 days after the close of the month. The portfolio totals \$37.75 million at cost, increasing \$0.24 million from \$37.51 million at the end of October 2023.


US Bank, who serves as the custodian, provides the market value shown for all U.S. Government securities. During the month of November, interest earnings for all investments were accrued in the amount of \$60,928. Fiscal year to date, \$271,253 has been earned. The unrealized gain or loss on investments is not recorded as income on a monthly basis. Recording it monthly skews the amount of interest reported since it could be at a loss one month and a gain the very next month and is not an actual gain or loss unless the government securities shown in Section D of the report are sold prior to their maturity date. It will be recorded at June 30, 2024, as required by governmental accounting standards.

The District investment holdings are in compliance with the investment policy approved by the Board of Directors on June 15, 2023. The portfolio has been managed with the stated objectives of safety, liquidity and earning a competitive rate of return. The investment program shown herein provides sufficient cash flow liquidity to meet the District's expense obligations for the next six months.

Please note that balances within the cash and investment categories have been restated to better reflect the holdings of the District.

If you have any questions or need additional information, please contact me by phone at (805) 658-4646 or via email at TinaRivera@vrsd.com.

ALVERTINA RIVERA, DIRECTOR OF FINANCE

APPROVED FOR FISCAL IMPACT: 
Alvertina Rivera, Director of Finance

APPROVED FOR AGENDA: 
Chris Theisen, General Manager

Attachments: 1. VRSD November 2023 Investment Report

**VENTURA REGIONAL SANITATION DISTRICT
CASH & CASH EQUIVALENT AND INVESTMENT REPORT
FOR THE MONTH ENDED NOVEMBER 30, 2023**

COMPLIANCE REPORT AND CERTIFICATIONS

	BALANCE AT COST			INTEREST EARNED*	
	10/31/2023	CHANGE	11/30/2023	Nov-23	Fiscal YTD
A. Sweep Account	\$ 976,843	\$ 973,072	\$ 1,949,915	\$ 107	\$ 2,524
B. Certificate of Deposit	\$ 725,580	\$ -	\$ 725,580	\$ 2,385	\$ 12,166
C. Pooled Funds (LAIF, CAMP & County Pool)	\$ 18,566,051	\$ (216,743)	\$ 18,349,308	\$ 34,611	\$ 119,440
D. Funds & Securities held by Custodian	\$ 17,238,703	\$ (512,570)	\$ 16,726,133	\$ 23,825	\$ 137,122
TOTAL	\$ 37,507,177	\$ 243,758	\$ 37,750,936	\$ 60,928	\$ 271,253

*Interest Earned is based on estimates.

	Market		At Par	
	Totals Per Trustee	Purchase Price (G/L)	\$	%
Investment Recap (C. & D.)				
Pooled Funds				
LAIF	\$ 2,042,020	\$ 2,042,020	\$ 2,042,020	
Local Gov Investment Pool	8,745,335	8,745,335	8,745,335	
Local Gov Investment Pool-TERM	7,500,000	7,500,000	7,500,000	
Ventura County Pool	61,953	61,953	61,953	
Total Pooled Funds	\$ 18,349,308	\$ 18,349,308	\$ 18,349,308	52.41%
Securities:				
U.S. T-Notes/Bonds	\$ 7,039,254	\$ 7,481,731	\$ 7,445,000	21.26%
Municipal Bonds	669,170	690,000	690,000	1.97%
Corporate Bonds/Notes	3,696,315	3,870,788	3,835,000	10.95%
Asset-Backed Security	270,051	279,561	279,599	0.80%
Supranationals	782,543	838,316	815,000	2.33%
Federal Agencies	3,436,670	3,565,737	3,600,000	10.28%
Total Securities	\$ 15,894,003	\$ 16,726,133	\$ 16,664,599	
Total Investments	\$ 34,243,311	\$ 35,075,441	\$ 35,013,907	100.00%

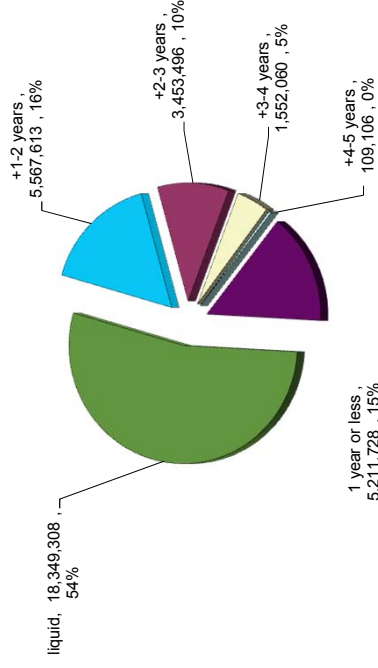
CERTIFICATIONS

I certify that all investment actions executed since the last report have been made in full compliance with the VRSD Investment Policy. In addition, sufficient investment liquidity and anticipated revenue are available to meet the next six (6) months' estimated expenses of the District.

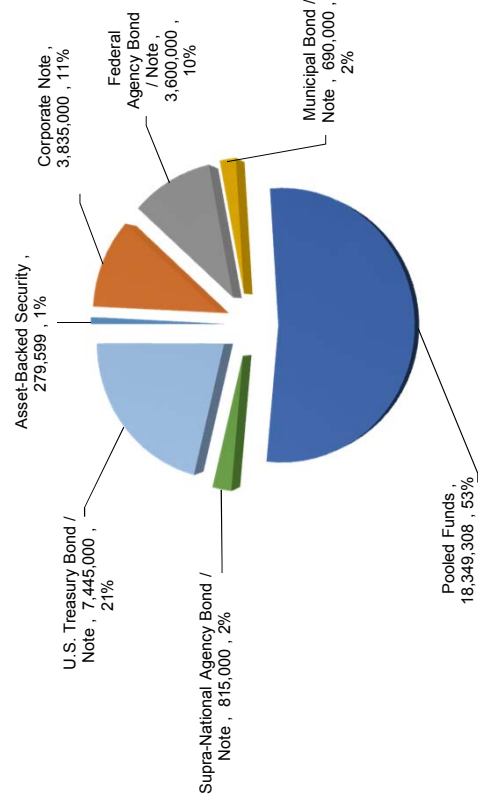
Alvertina Rivera, Director of Finance

Date

Investment Maturity Schedule
U.S. T-Notes/Bonds & Agencies



Investment by Type
@ PAR Value



**VENTURA REGIONAL SANITATION DISTRICT
CASH & CASH EQUIVALENT AND INVESTMENT REPORT
FOR THE MONTH ENDED NOVEMBER 30, 2023**

Item# 9

A. SWEEP ACCOUNT		10/31/2023	Net Deposits/ (Withdrawals)	Interest Received	11/30/2023	Yield	Market Value**				
City National Bank	\$	976,843.12	\$	972,951.62	\$	120.25	\$	1,949,914.99	0.34%	\$	1,949,914.99

B. CERTIFICATES OF DEPOSIT		Purchase Date	Rollover Date	Maturity Date	11/30/2023	Yield	Market Value**				
Mechanics Bank		4/1/2023	NA	4/1/2024	\$	500,400.00	\$	500,400.00	4.00%	\$	500,400.00
Mechanics Bank		4/1/2023	NA	4/1/2024		125,100.00		125,100.00	4.00%		125,100.00
Mechanics Bank		4/1/2023	NA	4/1/2024		100,080.00		100,080.00	4.00%		100,080.00
					<u>\$</u>	<u>725,580.00</u>		<u>\$</u>			<u>725,580.00</u>

C. POOLED FUNDS		10/31/2023	Net Deposits/ (Withdrawals)	Interest Received	11/30/2023	Yield	Market Value**				
Local Agency Investment Fund	\$	2,842,019.95	\$	(800,000.00)	\$	2,042,019.95	\$	2,042,019.95	3.84%	\$	2,042,019.95
Local Gov Investment Pool		8,162,367.10		544,619.71		8,745,335.05		8,745,335.05	5.58%		8,745,335.05
Local Gov Investment Pool-TERM		7,500,000.00		-		7,500,000.00		7,500,000.00	5.63%		7,500,000.00
Ventura County Pool		61,664.08		-		61,953.09		61,953.09	4.02%	*	61,953.09
		<u>\$</u>	<u>18,566,051.13</u>	<u>\$</u>	<u>(255,380.29)</u>	<u>\$</u>	<u>18,349,308.09</u>	<u>\$</u>			<u>18,349,308.09</u>

* Published rate does not represent net yield rate earned on District investment.
 **Market Value is based on estimates.

**VENTURA REGIONAL SANITATION DISTRICT
CASH & CASH EQUIVALENT AND INVESTMENT REPORT
FOR THE MONTH ENDED NOVEMBER 30, 2023**

CUSIP	Asset Name	Asset Type	Shares/Units	Cost Basis	Beginning Balance 10/31/2023	Purchase/Sale or Maturity	Market Value			Annual Yield
							Ending Balance 11/30/2023	Market Inc/(Dec)	Maturity Date	
025816CC1	AMERICAN EXPRESS CO	Corporate Note	50,000.00	52,004.00	49,601.50	-	150.00	49,751.50	02/22/24	3.42%
3135G06H1	FN M A	Federal Agency Bond / Note	MATURED	MATURED	99,625.00	(100,000.00)	375.00	-	11/27/23	0.25%
037833DT4	APPLE INC	Corporate Note	45,000.00	45,094.50	42,226.65	-	380.25	42,606.90	05/11/25	1.19%
14316NAC3	CARMAX AUTO OWNER TR	Asset-Backed Security	4,566.60	4,565.71	4,973.84	(519.28)	16.69	4,471.25	12/15/25	0.35%
24422EVN6	JOHN DEERE CAPITAL CORP	Corporate Note	75,000.00	74,946.75	74,181.00	-	345.75	74,526.75	01/17/24	0.45%
3130AFW94	FEDERAL HOME LOAN BKS	Federal Agency Bond / Note	230,000.00	229,165.80	228,012.80	-	616.40	228,629.20	02/13/24	2.51%
3130APQ81	FEDERAL HOME LOAN BKS	Federal Agency Bond / Note	50,000.00	47,411.00	47,751.00	-	347.50	48,098.50	11/08/24	1.04%
3130ATVC8	FEDERAL HOME LOAN BKS	Federal Agency Bond / Note	80,000.00	80,072.00	79,712.00	-	53.60	79,765.60	06/14/24	4.89%
3130ATVD6	FEDERAL HOME LOAN BKS	Federal Agency Bond / Note	70,000.00	70,317.80	69,629.70	-	147.00	69,776.70	09/13/24	4.89%
3133X8L34	FEDERAL HOME LOAN BKS	Federal Agency Bond / Note	50,000.00	60,370.00	49,944.50	-	41.50	49,986.00	09/09/24	5.37%
3134GWZV1	FHL M C M T N	Federal Agency Bond / Note	55,000.00	53,762.50	50,345.35	-	366.30	50,711.65	10/22/25	0.70%
3135G03U5	FN M A DEB	Federal Agency Bond / Note	100,000.00	99,794.00	93,509.00	-	727.00	94,236.00	04/22/25	0.66%
3135G04Z3	FN M A	Federal Agency Bond / Note	50,000.00	49,896.50	46,374.50	-	379.00	46,753.50	06/17/25	0.53%
3135G0X24	FN M A	Federal Agency Bond / Note	245,000.00	244,218.45	234,570.35	-	1,359.75	235,930.10	01/07/25	1.69%
3137EAEPO	FHL M C	Federal Agency Bond / Note	250,000.00	249,807.50	238,275.00	-	1,710.00	239,985.00	02/12/25	1.56%
3137EAEU9	FHL M C M T N	Federal Agency Bond / Note	130,000.00	129,797.60	119,964.00	-	1,081.60	121,045.60	07/21/25	0.40%
3137EAF2	FHL M C M T N	Federal Agency Bond / Note	45,000.00	44,955.45	44,775.00	-	205.65	44,980.65	12/04/23	0.25%
38141GX58	GOLDMAN SACHS GROUP INC	Corporate Note	95,000.00	95,193.80	88,115.35	-	1,069.70	89,185.05	02/12/26	0.91%
4581X0DK1	INTER AMERICAN DEVEL BK	Supra-National Agency Bond /	275,000.00	289,348.50	261,739.50	-	1,914.00	263,653.50	03/14/25	1.83%
4581X0DZ8	INTER AMERICAN DEVEL BK	Supra-National Agency Bond /	150,000.00	149,889.00	143,373.00	-	925.50	144,298.50	09/23/24	0.52%
61746BDQ6	MORGAN STANLEY	Corporate Note	175,000.00	185,242.75	173,334.00	-	416.50	173,750.50	04/29/24	3.90%
69371RQ66	PACCAR FINANCIAL CORP	Corporate Note	30,000.00	31,353.30	28,653.60	-	193.20	28,846.80	02/06/25	1.87%
91159HXX1	US BANCORP	Corporate Note	100,000.00	99,911.00	97,206.00	-	579.00	97,785.00	07/30/24	2.45%
912828Y5	U S TREASURY NOTE	U.S. Treasury Bond / Note	260,000.00	265,401.16	252,311.80	-	1,107.60	253,419.40	09/30/24	2.18%
9128283J7	U S TREASURY NOTE	U.S. Treasury Bond / Note	15,000.00	15,325.20	14,483.25	-	67.95	14,551.20	11/30/24	2.19%
9128283V0	U S TREASURY NOTE	U.S. Treasury Bond / Note	235,000.00	257,029.89	227,065.30	-	1,118.60	228,123.90	01/31/25	2.58%
9128284R8	U S TREASURY NOTE	U.S. Treasury Bond / Note	485,000.00	539,581.45	468,083.20	-	2,880.90	470,964.10	05/31/25	2.96%
9128285Z9	U S TREASURY NOTE	U.S. Treasury Bond / Note	60,000.00	63,857.81	59,566.20	-	142.20	59,708.40	01/31/24	2.51%
912828J27	U S TREASURY NOTE	U.S. Treasury Bond / Note	30,000.00	32,323.83	28,773.00	-	153.60	28,926.60	02/15/25	2.07%
912828V98	U S TREASURY NOTE	U.S. Treasury Bond / Note	110,000.00	107,211.33	101,290.20	-	1,602.70	102,892.90	02/15/27	2.41%
912828X88	U S TREASURY NOTE	U.S. Treasury Bond / Note	60,000.00	58,673.44	55,134.60	-	965.40	56,100.00	05/15/27	2.54%
912828Y87	U S TREASURY NOTE	U.S. Treasury Bond / Note	200,000.00	200,695.31	194,524.00	-	858.00	195,382.00	07/31/24	1.79%
91282CCZ2	U S TREASURY NOTE	U.S. Treasury Bond / Note	65,000.00	64,796.88	58,032.65	-	861.25	58,893.90	09/30/26	0.97%
91282CDG3	U S TREASURY NOTE	U.S. Treasury Bond / Note	140,000.00	134,992.57	125,437.20	-	1,908.20	127,345.40	10/31/26	1.24%
91282CDN8	U S TREASURY NOTE	U.S. Treasury Bond / Note	50,000.00	46,796.88	47,629.00	-	271.50	47,900.50	12/15/24	1.04%
91282CD57	U S TREASURY NOTE	U.S. Treasury Bond / Note	50,000.00	47,347.66	47,564.50	-	267.50	47,832.00	01/15/25	1.18%
91282CDZ1	U S TREASURY NOTE	U.S. Treasury Bond / Note	70,000.00	65,594.92	66,691.10	-	399.70	67,090.80	02/15/25	1.57%
91282CED9	U S TREASURY NOTE	U.S. Treasury Bond / Note	40,000.00	38,176.56	38,145.20	-	234.40	38,379.60	03/15/25	1.82%
91282CEF4	U S TREASURY NOTE	U.S. Treasury Bond / Note	125,000.00	119,721.68	115,776.25	-	1,885.00	117,661.25	03/31/27	2.66%
91282CEQ0	U S TREASURY NOTE	U.S. Treasury Bond / Note	70,000.00	66,901.95	67,456.90	-	388.50	67,845.40	05/15/25	2.84%
91282CGD7	U S TREASURY NOTE	U.S. Treasury Bond / Note	40,000.00	39,948.44	39,489.20	-	124.80	39,614.00	12/31/24	4.29%
91282CGN5	U S TREASURY NOTE	U.S. Treasury Bond / Note	30,000.00	30,322.27	29,741.10	-	103.20	29,844.30	02/28/25	4.65%
923040GU7	VENTURA CNTY CA CMNTY CLG DIST TXBL	Municipal Bond / Note	120,000.00	120,000.00	116,730.00	-	514.80	117,244.80	08/01/24	1.84%
931142EX7	WALMART INC	Corporate Note	40,000.00	40,064.80	38,289.20	-	934.80	39,224.00	09/09/27	4.03%
977123X60	WISCONSIN ST TRANSN REV TAXABLE REF	Municipal Bond / Note	90,000.00	90,000.00	87,165.00	-	378.00	87,543.00	07/01/24	0.64%
VENTURA REGIONAL SANITATION DISTRICT-MAIN Total					\$ 4,831,901.94	\$ 4,645,211.49	\$ (100,519.28)	\$ 30,569.49	\$ 4,575,261.70	

**VENTURA REGIONAL SANITATION DISTRICT
CASH & CASH EQUIVALENT AND INVESTMENT REPORT
FOR THE MONTH ENDED NOVEMBER 30, 2023**

CUSIP	Asset Name	Asset Type	Shares/Units	Cost Basis	Beginning Balance 10/31/2023	Purchase/Sale or Maturity	Market Value			Annual Yield
							Ending Balance 11/30/2023	Market Inc/(Dec)	Maturity Date	
023135BW5	AMAZON COM INC	Corporate Note	130,000.00	129,810.20	126,561.50	-	575.90	127,137.40	05/12/24	0.46%
3135G06H1	F N M A	Federal Agency Bond / Note	MATURED	MATURED	114,568.75	(115,000.00)	431.25	-	11/27/23	0.25%
912828WE6	U.S. TREASURY NOTE	U.S. Treasury Bond / Note	MATURED	MATURED	274,722.25	(275,000.00)	277.75	-	11/15/23	2.75%
025816CC1	AMERICAN EXPRESS CO	Corporate Note	155,000.00	161,212.40	153,764.65	-	465.00	154,229.65	02/22/24	3.42%
025816CW9	AMERICAN EXPRESS CO SR	Corporate Note	75,000.00	74,466.75	66,054.00	-	1,926.00	67,980.00	11/04/26	1.82%
02665WVDZ1	AMERICAN HONDA FIN CORP	Corporate Note	100,000.00	98,586.00	88,798.00	-	1,627.00	90,425.00	09/09/26	1.44%
037833DT4	APPLE INC	Corporate Note	100,000.00	100,210.00	93,837.00	-	845.00	94,682.00	05/11/25	1.19%
06406RBA4	BANK OF NY MELLON CORP	Corporate Note	75,000.00	75,090.75	66,432.75	-	1,878.75	68,311.50	01/26/27	2.25%
13077DDQD7	CALIFORNIA ST UNIV REV SYSTEMWIDE	Municipal Bond / Note	40,000.00	40,000.00	36,602.80	-	298.40	36,901.20	11/01/25	0.93%
14041NFY2	CAPITAL ONE MULTI TR	Asset-Backed Security	69,990.35	4,566.60	66,616.90	-	470.40	67,087.30	11/16/26	1.09%
14316NAC3	CARMAX AUTO OWNER TR	Asset-Backed Security	50,000.00	48,533.00	4,973.84	(519.28)	16.69	4,471.25	12/15/25	0.35%
172967MX6	CITIGROUP INC	Corporate Note	50,000.00	50,041.00	48,533.00	-	337.00	48,870.00	05/01/25	1.00%
172967ND9	CITIGROUP INC	Corporate Note	50,000.00	50,041.00	47,319.00	-	415.00	47,734.00	11/03/25	1.34%
24422EVN6	JOHN DEERE CAPITAL CORP	Corporate Note	60,000.00	59,957.40	59,344.80	-	276.60	59,621.40	01/17/24	0.45%
24422EVU0	DEERE JOHN CAPITAL CORP	Corporate Note	40,000.00	39,974.00	38,284.80	-	242.80	38,527.60	09/10/24	0.65%
3130AFW94	FEDERAL HOME LOAN BKS	Federal Agency Bond / Note	180,000.00	179,362.80	178,444.80	-	482.40	178,927.20	02/13/24	2.51%
3130ANMH0	FEDERAL HOME LOAN BKS	Federal Agency Bond / Note	100,000.00	91,169.00	89,565.00	-	1,007.00	90,572.00	08/20/26	1.21%
3130APQ81	FEDERAL HOME LOAN BKS	Federal Agency Bond / Note	130,000.00	123,268.60	124,152.60	-	903.50	125,056.10	11/08/24	1.04%
3130ATVC8	FEDERAL HOME LOAN BKS	Federal Agency Bond / Note	100,000.00	100,090.00	99,640.00	-	67.00	99,707.00	06/14/24	4.89%
3133ENWV1	FEDERAL FARM CREDIT BKS	Federal Agency Bond / Note	240,000.00	239,676.00	236,354.40	-	638.40	236,992.80	05/16/24	2.66%
3135G04Z3	F N M A	Federal Agency Bond / Note	140,000.00	136,850.00	128,151.80	-	932.40	129,084.20	10/22/25	0.70%
3135G05X7	F N M A	Federal Agency Bond / Note	140,000.00	139,710.20	129,848.60	-	1,061.20	130,909.80	06/17/25	0.53%
3135G06G3	F N M A	Federal Agency Bond / Note	140,000.00	139,344.80	128,445.80	-	1,281.00	129,726.80	08/25/25	0.40%
3135G0X24	F N M A	Federal Agency Bond / Note	125,000.00	124,552.50	114,025.00	-	1,172.50	115,197.50	11/07/25	0.54%
3137EAEU9	F L M C M T N	Federal Agency Bond / Note	100,000.00	99,848.00	95,743.00	-	555.00	96,298.00	01/07/25	1.69%
3137EAEX3	F L M C M T N	Federal Agency Bond / Note	200,000.00	199,848.00	190,620.00	-	1,368.00	191,988.00	02/12/25	1.56%
3137EAEU9	F L M C M T N	Federal Agency Bond / Note	90,000.00	89,952.30	83,052.00	-	748.80	83,800.80	07/21/25	0.40%
38141GX58	GOLDMAN SACHS GROUP INC	Corporate Note	185,000.00	184,443.15	169,226.90	-	1,639.10	170,866.00	09/23/25	0.41%
43815EAC8	HONDA AUTO REC OWN TR 2021 3	Asset-Backed Security	100,000.00	100,204.00	92,753.00	-	1,126.00	93,879.00	02/12/26	0.91%
43815GAC3	HONDA AUTO REC OWNR TR 2021 4	Asset-Backed Security	25,348.16	25,347.79	26,783.64	(2,269.53)	104.53	24,618.64	11/18/25	0.42%
458140B Y5	INTEL CORP	Corporate Note	29,915.83	29,909.53	30,995.92	(2,174.03)	132.74	28,954.63	01/21/26	0.91%
4581X0DZ8	INTER AMERICAN DEVEL BK	Supra-National Agency Bond / Note	100,000.00	100,121.00	93,889.00	-	2,388.00	96,277.00	08/05/27	3.90%
4581X0DZ8	INTER AMERICAN DEVEL BK	Supra-National Agency Bond / Note	135,000.00	141,925.50	128,490.30	-	939.60	129,429.90	03/14/25	1.83%
459200KT7	INTERNATIONAL BUSINESS MACHS	Corporate Note	210,000.00	209,844.60	200,722.20	-	1,295.70	202,017.90	09/23/24	0.52%
46647PCH7	JPMORGAN CHASE CO	Corporate Note	100,000.00	101,561.00	94,765.00	-	2,515.00	97,280.00	07/27/27	4.27%
58769KAD6	MERCEDES BENZ AUTO LEASE	Asset-Backed Security	95,000.00	95,000.00	91,794.70	-	633.65	92,428.35	06/01/25	0.85%
61746BD06	MORGAN STANLEY	Corporate Note	12,688.60	12,687.64	19,411.83	(6,844.92)	71.19	12,638.10	11/15/24	0.40%
61747YEG6	MORGAN STANLEY	Corporate Note	206,413.35	206,413.35	193,143.60	-	464.10	193,607.70	04/29/24	3.90%
63743HFE7	NATIONAL RURAL UTILS COOP FIN	Corporate Note	30,000.00	30,000.00	28,381.50	-	255.60	28,637.10	10/21/25	1.22%
665859AW4	NORTHERN TR CORP SR NT	Corporate Note	20,000.00	19,994.60	19,283.00	-	148.00	19,431.00	06/15/25	3.55%
69371RQ66	PACCAR FINANCIAL CORP	Corporate Note	70,000.00	70,676.20	65,795.80	-	2,184.00	67,979.80	05/10/27	4.12%
87612EBM7	TARGET CORP	Corporate Note	30,000.00	31,353.30	28,653.60	-	193.20	28,846.80	02/06/25	1.87%
892361JK2	TOYOTA MTR CR CORP	Corporate Note	20,000.00	19,966.00	18,005.60	-	383.40	18,389.00	01/15/27	2.12%
91159HHX1	US BANCORP	Corporate Note	59,866.80	59,866.80	53,658.60	-	887.40	54,516.00	06/18/26	1.24%
912828ZV5	U.S. TREASURY NOTE	U.S. Treasury Bond / Note	100,000.00	99,911.00	97,206.00	-	579.00	97,785.00	07/30/24	2.45%
912828Y5	U.S. TREASURY NOTE	U.S. Treasury Bond / Note	93,941.41	93,941.41	91,156.00	-	1,235.00	92,391.00	08/15/26	2.62%
912828J7	U.S. TREASURY NOTE	U.S. Treasury Bond / Note	210,000.00	214,314.84	203,790.30	-	894.60	204,684.90	09/30/24	2.18%
9128284R8	U.S. TREASURY NOTE	U.S. Treasury Bond / Note	25,000.00	25,541.99	24,138.75	-	113.25	24,252.00	11/30/24	2.19%
912828G0	U.S. TREASURY NOTE	U.S. Treasury Bond / Note	195,000.00	208,422.07	188,366.10	-	928.20	189,294.30	08/15/26	2.58%
912828W71	U.S. TREASURY NOTE	U.S. Treasury Bond / Note	380,000.00	422,764.84	366,745.60	-	2,257.20	369,002.80	05/31/25	2.96%
912828V98	U.S. TREASURY NOTE	U.S. Treasury Bond / Note	200,000.00	210,304.69	197,954.00	-	538.00	198,492.00	02/29/24	2.39%
912828X70	U.S. TREASURY NOTE	U.S. Treasury Bond / Note	430,000.00	418,959.38	395,952.60	-	6,265.10	402,217.70	02/15/27	2.41%
912828X88	U.S. TREASURY NOTE	U.S. Treasury Bond / Note	132,544.14	132,544.14	128,228.10	-	416.00	128,644.10	03/31/24	2.15%
91282CAM3	U.S. TREASURY NOTE	U.S. Treasury Bond / Note	140,000.00	140,628.90	137,599.00	-	487.20	138,086.20	04/30/24	2.03%
91282CAT8	U.S. TREASURY NOTE	U.S. Treasury Bond / Note	50,000.00	48,894.53	45,945.50	-	804.50	46,750.00	05/15/27	2.54%
	U.S. TREASURY NOTE	U.S. Treasury Bond / Note	200,000.00	196,335.94	182,578.00	-	1,758.00	184,336.00	09/30/25	0.27%
	U.S. TREASURY NOTE	U.S. Treasury Bond / Note	150,000.00	148,669.92	136,401.00	-	1,405.50	137,806.50	10/31/25	0.27%

**VENTURA REGIONAL SANITATION DISTRICT
CASH & CASH EQUIVALENT AND INVESTMENT REPORT
FOR THE MONTH ENDED NOVEMBER 30, 2023**

CUSIP	Asset Name	Asset Type	Shares/Units	Cost Basis	Market Value				Annual Yield	
					Beginning Balance 10/31/2023	Purchase/Sale or Maturity	Market Inc/(Dec)	Ending Balance 11/30/2023		Maturity Date
91282CBG4	U S TREASURY NOTE	U.S. Treasury Bond / Note	600,000.00	589,750.00	543,678.00	-	6,168.00	549,846.00	12/31/25	0.41%
91282CBH3	U S TREASURY NOTE	U.S. Treasury Bond / Note	460,000.00	449,702.74	415,094.80	-	4,889.80	419,984.60	01/31/26	0.41%
91282CBG3	U S TREASURY NOTE	U.S. Treasury Bond / Note	130,000.00	122,961.72	117,284.70	-	1,426.10	118,710.80	02/28/26	0.55%
91282CBT7	U S TREASURY NOTE	U.S. Treasury Bond / Note	100,000.00	96,148.44	90,578.00	-	1,094.00	91,672.00	03/31/26	0.82%
91282CBV2	U S TREASURY NOTE	U.S. Treasury Bond / Note	95,000.00	90,524.61	92,847.30	-	445.55	93,292.85	04/15/24	0.38%
91282CCJ8	U S TREASURY NOTE	U.S. Treasury Bond / Note	425,000.00	429,316.41	382,865.50	-	5,146.75	388,012.25	06/30/26	0.96%
91282CCP4	U S TREASURY NOTE	U.S. Treasury Bond / Note	200,000.00	193,828.13	178,212.00	-	2,468.00	180,680.00	07/31/26	0.69%
91282CCZ2	U S TREASURY NOTE	U.S. Treasury Bond / Note	110,000.00	109,377.34	98,209.10	-	1,457.50	99,666.60	09/30/26	0.97%
91282CCDG3	U S TREASURY NOTE	U.S. Treasury Bond / Note	285,000.00	266,732.03	255,354.30	-	3,884.55	259,238.85	10/31/26	1.24%
91282CDH1	U S TREASURY NOTE	U.S. Treasury Bond / Note	255,000.00	249,279.50	243,037.95	-	1,384.65	244,422.60	11/15/24	0.78%
91282CDZ1	U S TREASURY NOTE	U.S. Treasury Bond / Note	310,000.00	298,321.49	295,346.30	-	1,770.10	297,116.40	02/15/25	1.57%
91282CER8	U S TREASURY NOTE	U.S. Treasury Bond / Note	130,000.00	129,766.41	127,754.90	-	422.50	128,177.40	05/31/24	2.54%
923040GU7	VENTURA CNTY CA CMNTY CLG DIST TXBL	Municipal Bond / Note	130,000.00	130,000.00	126,457.50	-	557.70	127,015.20	08/01/24	1.84%
931142EX7	WALMART INC	Corporate Note	100,000.00	100,162.00	95,723.00	-	2,337.00	98,060.00	09/09/27	4.03%
977123X60	WISCONSIN ST TRANSN REV TAXABLE REF	Municipal Bond / Note	100,000.00	100,000.00	96,850.00	-	420.00	97,270.00	07/01/24	0.84%
98163KAC6	WORLD OMNI AUTO REC TR	Asset-Backed Security	37,268.27	37,263.20	38,263.39	-	(2,467.32)	36,021.65	10/15/26	0.64%
VENTURA REGIONAL SANITATION DISTRICT-TOLAND Total			9,829,787	\$ 9,811,089.89	\$ 9,633,828.92	\$ (404,275.08)	\$ 87,411.28	\$ 9,316,965.12		
025816CC1	AMERICAN EXPRESS CO	Corporate Note	55,000.00	57,204.40	54,561.65	-	165.00	54,726.65	02/22/24	3.42%
025816CM9	AMERICAN EXPRESS CO SR	Corporate Note	30,000.00	29,786.70	26,421.60	-	770.40	27,192.00	11/04/26	1.82%
037833DT4	APPLE INC	Corporate Note	30,000.00	30,063.00	28,151.10	-	253.50	28,404.60	05/11/25	1.19%
06051GJ59	BK OF AMERICA CORP	Corporate Note	25,000.00	22,312.25	22,062.75	-	504.25	22,567.00	07/22/27	1.92%
06406RBA4	BANK OF NY MELLON CORP	Corporate Note	35,000.00	35,042.35	31,001.95	-	876.75	31,878.70	01/26/27	2.25%
13077DQD7	CALIFORNIA ST UNIV REV SYSTEMWIDE	Municipal Bond / Note	15,000.00	15,000.00	13,726.05	-	111.90	13,837.95	11/01/25	0.93%
14041NFY2	CAPITAL ONE MULTI TR	Asset-Backed Security	30,000.00	29,995.87	28,550.10	-	201.60	28,751.70	11/16/26	1.09%
172967MX6	CITIGROUP INC	Corporate Note	15,000.00	15,000.00	14,559.90	-	101.10	14,661.00	05/01/25	1.00%
172967ND9	CITIGROUP INC	Corporate Note	50,000.00	50,041.00	47,319.00	-	415.00	47,734.00	11/03/25	1.34%
24422EWMX3	JOHN DEERE CAPITAL CORP	Corporate Note	20,000.00	19,998.75	19,701.80	-	243.80	19,945.60	06/08/26	4.76%
254687FK7	WALT DISNEY COMPANY THE	Corporate Note	50,000.00	49,796.00	48,371.00	-	247.50	48,618.50	08/30/24	1.80%
30303M8L9	META PLATFORMS INC	Corporate Note	35,000.00	35,052.50	33,926.90	-	863.45	34,790.35	05/15/28	4.63%
3130AJHU6	FEDERAL HOME LOAN BKS	Federal Agency Bond / Note	45,000.00	44,776.80	42,043.50	-	314.10	42,357.60	04/14/25	0.53%
3130ANMHO	FEDERAL HOME LOAN BKS	Federal Agency Bond / Note	75,000.00	68,376.75	67,173.75	-	755.25	67,929.00	08/20/26	1.21%
3130APQ81	FEDERAL HOME LOAN BKS	Federal Agency Bond / Note	40,000.00	37,928.80	38,200.80	-	278.00	38,478.80	11/08/24	1.04%
3134GWZV1	FHL M C M T N	Federal Agency Bond / Note	45,000.00	43,987.50	41,191.65	-	299.70	41,491.35	10/22/25	0.70%
3135G04Z3	F N M A	Federal Agency Bond / Note	35,000.00	34,927.55	32,462.15	-	265.30	32,727.45	06/17/25	0.53%
3137EAEF0	F H L M C	Federal Agency Bond / Note	30,000.00	29,976.90	28,593.00	-	205.20	28,798.20	02/12/25	1.56%
3137EAEJ9	F H L M C M T N	Federal Agency Bond / Note	30,000.00	29,850.60	27,684.00	-	249.60	27,933.60	07/21/25	0.40%
43815GAC3	GOLDMAN SACHS GROUP INC	Corporate Note	35,000.00	35,071.40	32,463.55	-	394.10	32,857.65	02/12/26	0.91%
458140BY5	HONDA AUTO REC OWNR TR 2021 4	Asset-Backed Security	11,218.43	11,216.07	11,623.46	(815.26)	49.78	10,857.98	01/21/26	0.91%
4581X0DK1	INTEL CORP	Corporate Note	35,000.00	35,042.35	32,861.15	-	835.80	33,696.95	08/05/27	3.90%
459200KT7	INTERNATIONAL BUSINESS MACHS	Supra-National Agency Bond / Note	45,000.00	47,308.50	42,830.10	-	313.20	43,143.30	03/14/25	1.83%
46647PCF7	JPMORGAN CHASE CO	Corporate Note	35,000.00	35,546.35	33,167.75	-	880.25	34,048.00	07/27/27	4.27%
539830BZ1	LOCKHEED MARTIN CORP	Corporate Note	30,000.00	30,000.00	28,987.80	-	200.15	29,187.90	06/01/25	0.85%
58769KAD6	MERCEDES BENZ AUTO LEASE	Asset-Backed Security	15,000.00	14,955.00	14,377.20	-	432.15	14,809.35	05/15/28	4.51%
61746BDQ8	MORGAN STANLEY	Corporate Note	3,904.19	3,903.90	5,972.88	(2,106.13)	21.90	3,888.65	11/15/24	0.40%
61747YEG6	MORGAN STANLEY	Corporate Note	70,000.00	74,097.10	69,333.60	-	166.60	69,500.20	04/29/24	3.90%
63743HFE7	NATIONAL RURAL UTILS COOP FIN	Corporate Note	20,000.00	20,000.00	18,921.00	-	170.40	19,091.40	10/21/25	1.22%
665859AAM4	NORTHERN TR CORP SR NT	Corporate Note	10,000.00	9,997.30	9,641.50	-	74.00	9,715.50	06/15/25	3.55%
69371RQ66	PACCAR FINANCIAL CORP	Corporate Note	25,000.00	25,241.50	23,498.50	-	780.00	24,278.50	05/10/27	4.12%
87612EBM7	TARGET CORP	Corporate Note	10,000.00	10,451.10	9,551.20	-	64.40	9,615.60	02/06/25	1.87%
89236TJK2	TOYOTA MTR CR CORP	Corporate Note	5,000.00	4,991.50	4,501.40	-	95.85	4,597.25	01/15/27	2.12%
91159HHX1	US BANCORP	Corporate Note	20,000.00	19,955.60	17,886.20	-	285.80	18,172.00	06/18/26	1.24%
923040GU7	VENTURA CNTY CA CMNTY CLG DIST TXBL	Municipal Bond / Note	40,000.00	40,000.00	38,882.40	-	231.60	39,114.00	07/30/24	2.45%
931142EX7	WALMART INC	Corporate Note	40,000.00	40,000.00	38,910.00	-	171.60	39,081.60	08/01/24	1.84%
977123X60	WISCONSIN ST TRANSN REV TAXABLE REF	Corporate Note	35,000.00	35,056.70	33,503.05	-	817.95	34,321.00	09/09/27	4.03%
977123X60	WISCONSIN ST TRANSN REV TAXABLE REF	Municipal Bond / Note	35,000.00	35,000.00	33,897.50	-	147.00	34,044.50	07/01/24	0.64%

**VENTURA REGIONAL SANITATION DISTRICT
CASH & CASH EQUIVALENT AND INVESTMENT REPORT
FOR THE MONTH ENDED NOVEMBER 30, 2023**

CUSIP	Asset Name	Asset Type	Shares/Units	Cost Basis	Market Value			Annual Yield
					Beginning Balance 10/31/2023	Purchase/Sale or Maturity	Ending Balance 11/30/2023	
VENTURA REGIONAL SANITATION DISTRICT-COASTAL Total					\$ 1,210,123	\$ 1,146,512.89	\$ 1,253.88	\$ 1,156,845.38
025816CM9	AMERICAN EXPRESS CO SR	Corporate Note	40,000.00	39,715.60	-	1,027.20	36,256.00	1.82%
06051GJS9	BK OF AMERICA CORP	Corporate Note	30,000.00	26,774.70	-	605.10	27,080.40	1.92%
06406RBA4	BANK OF NY MELLON CORP	Corporate Note	35,000.00	35,042.35	-	876.75	31,878.70	2.25%
13077DQD7	CALIFORNIA ST UNIV REV SYSTEMWIDE	Municipal Bond / Note	15,000.00	15,000.00	-	111.90	13,837.95	0.93%
14041NFY2	CAPITAL ONE MULTI TR	Asset-Backed Security	35,000.00	34,995.18	-	235.20	33,543.65	1.09%
172967MX6	CITIGROUP INC	Corporate Note	20,000.00	20,000.00	-	134.80	19,548.00	1.00%
172967ND9	CITIGROUP INC	Corporate Note	55,000.00	55,045.10	-	456.50	52,507.40	1.34%
24422EWX3	JOHN DEERE CAPITAL CORP	Corporate Note	25,000.00	24,627.25	-	304.75	24,932.00	4.76%
254687FK7	WALT DISNEY COMPANY THE	Corporate Note	60,000.00	59,755.20	-	297.00	58,342.20	1.80%
30303MBL9	META PLATFORMS INC	Corporate Note	40,000.00	40,060.00	-	986.80	39,760.40	4.63%
3130ANMH0	FEDERAL HOME LOAN BKS	Federal Agency Bond / Note	75,000.00	68,376.75	-	755.25	67,929.00	1.21%
38141GXS8	GOLDMAN SACHS GROUP INC	Corporate Note	40,000.00	40,081.60	-	450.40	37,551.60	0.91%
43815GAC3	HONDA AUTO REC OWNR TR 2021 4	Asset-Backed Security	11,218.43	11,216.07	(815.26)	49.78	10,857.98	0.91%
458140BY5	INTEL CORP	Corporate Note	40,000.00	40,048.40	-	955.20	38,510.80	3.90%
459200KT7	INTERNATIONAL BUSINESS MACHS	Corporate Note	30,000.00	30,468.30	-	754.50	29,184.00	4.27%
46647PCJ7	JPMORGAN CHASE CO	Corporate Note	40,000.00	40,000.00	-	266.80	38,917.20	0.85%
539830BZ1	LOCKHEED MARTIN CORP	Corporate Note	20,000.00	19,937.00	-	576.20	19,745.80	4.51%
58769KAD6	MERCEDES BENZ AUTO LEASE	Asset-Backed Security	3,904.19	3,903.90	(2,106.13)	21.90	3,888.65	0.40%
61747YEG6	MORGAN STANLEY	Corporate Note	25,000.00	25,000.00	-	213.00	23,864.25	1.22%
63743HFE7	NATIONAL RURAL UTILS COOP FIN	Corporate Note	10,000.00	9,997.30	-	74.00	9,715.50	3.55%
665859AW4	NORTHERN TR CORP SR NT	Corporate Note	25,000.00	25,241.50	-	780.00	24,278.50	4.12%
69371RQ66	PACCAR FINANCIAL CORP	Corporate Note	15,000.00	15,676.65	-	96.60	14,423.40	1.87%
87612EBM7	TARGET CORP	Corporate Note	5,000.00	4,991.50	-	95.85	4,597.25	2.12%
89236TJK2	TOYOTA MTR CR CORP	Corporate Note	25,000.00	24,944.50	-	357.25	22,715.00	1.24%
91159HHX1	US BANCORP	Corporate Note	60,000.00	59,946.60	-	347.40	58,671.00	2.45%
923040GU7	VENTURA CNTY CA CMNTY CLG DIST TXBL	Municipal Bond / Note	60,000.00	60,000.00	-	257.40	58,622.40	1.84%
977123X60	WISCONSIN ST TRANSN REV TAXABLE REF	Municipal Bond / Note	45,000.00	45,000.00	-	189.00	43,771.50	0.64%
VENTURA REGIONAL SANITATION DISTRICT-BAILLARD Total					\$ 885,123	\$ 836,575.39	\$ 11,276.53	\$ 844,930.53
Grand Total					\$ 16,664,599	\$ 16,262,128.69	\$ 142,511.18	\$ 15,894,002.73

See page 7 of 7 for securities sold or matured for the month ended November 30, 2023.

**VENTURA REGIONAL SANITATION DISTRICT
SECURITIES SOLD OR MATURED AS OF NOVEMBER 30, 2023**

Settle Date	CUSIP	Transaction	Description	Interest Rate	Maturity Date	Par	Principal Proceeds	Purchase Cost	Realized Cost this FY	Realized G/L Amortized Cost
11/27/2023	3135G06H1	MATURED PAR VALUE OF F N M A	0.250% 11/27/23	100,000.00	100,000.00	100,000.00	99,886.00	114.00	-	
VENTURA REGIONAL SANITATION DISTRICT-MAIN: 1077 Total \$ 100,000.00 \$ 99,886.00 \$ 114.00										
11/27/2023	3135G06H1	MATURED PAR VALUE OF F N M A	0.250% 11/27/23	115,000.00	115,000.00	114,868.90	131.10	-	-	
11/15/2023	912828WE6	MATURED PAR VALUE OF U S TREASURY NT	2.750% 11/15/23	275,000.00	275,000.00	277,180.66	(2,180.66)	-	-	
VENTURA REGIONAL SANITATION DISTRICT-TOLAND: 1078 Total \$ 390,000.00 \$ 392,049.56 \$ (2,049.56)										

NO SALES OR MATURIES FOR CURRENT PERIOD

VENTURA REGIONAL SANITATION DISTRICT-COASTAL: 1079 Total	\$ -	\$ -	\$ -	\$ -	\$ -
--	------	------	------	------	------

NO SALES OR MATURIES FOR CURRENT PERIOD

VENTURA REGIONAL SANITATION DISTRICT-BAILARD: 1080 Total	\$ -	\$ -	\$ -	\$ -	\$ -
Grand Total	\$ 490,000.00	\$ 490,000.00	\$ 491,935.56	\$ (1,935.56)	\$ -

Notes: Securities Sold and Matured are provided by PFM Asset Management & US Bank.

This page is intentionally blank



January 18, 2024

Board of Directors
Ventura Regional Sanitation District
Ventura, California

INVESTMENT REPORT – DECEMBER 31, 2023

RECOMMENDATION

Receive and file the December 31, 2023 Investment Report

FISCAL IMPACT

None.

BACKGROUND/ANALYSIS

The attached report shows cash and investment holdings of the District at December 31, 2023. The VRSD Investment Policy requires that the report be transmitted to the Board within 30 to 60 days after the close of the month. The portfolio totals \$36.49 million at cost, decreasing \$1.26 million from \$37.75 million at the end of November 2023.


US Bank, who serves as the custodian, provides the market value shown for all U.S. Government securities. During the month of December, interest earnings for all investments were accrued in the amount of \$63,509. Fiscal year to date, \$334,762 has been earned. The unrealized gain or loss on investments is not recorded as income on a monthly basis. Recording it monthly skews the amount of interest reported since it could be at a loss one month and a gain the very next month and is not an actual gain or loss unless the government securities shown in Section D of the report are sold prior to their maturity date. It will be recorded at June 30, 2024, as required by governmental accounting standards.

The District investment holdings are in compliance with the investment policy approved by the Board of Directors on June 15, 2023. The portfolio has been managed with the stated objectives of safety, liquidity and earning a competitive rate of return. The investment program shown herein provides sufficient cash flow liquidity to meet the District's expense obligations for the next six months.

Please note that balances within the cash and investment categories have been restated to better reflect the holdings of the District.

If you have any questions or need additional information, please contact me by phone at (805) 658-4646 or via email at TinaRivera@vrsd.com.

ALVERTINA RIVERA, DIRECTOR OF FINANCE

APPROVED FOR FISCAL IMPACT: 
Alvertina Rivera, Director of Finance

APPROVED FOR AGENDA: 
Chris Theisen, General Manager

Attachments: 1. VRSD December 2023 Investment Report