



May 7, 2026

Board of Directors
Ventura Regional Sanitation District
Ventura, California

INVESTMENT REPORT – MARCH 31, 2026

RECOMMENDATION

Receive and file the March 31, 2026 Investment Report

FISCAL IMPACT

None.

BACKGROUND/ANALYSIS

The attached report shows cash and investment holdings of the District at March 31, 2026. The VRSD Investment Policy requires that the report be transmitted to the Board within 30 to 60 days after the close of the month. The portfolio totals \$33.81 million at cost, increasing \$0.47 million from \$33.34 million at the end of February 2026.


US Bank, who serves as the custodian, provides the market value shown for all U.S. Government securities. During the month of March, interest earnings for all investments were accrued in the amount of \$58,704. Fiscal year to date, \$558,273 has been earned. The unrealized gain or loss on investments is not recorded as income on a monthly basis. Recording it monthly skews the amount of interest reported since it could be at a loss one month and a gain the very next month and is not an actual gain or loss unless the government securities shown in Section D of the report are sold prior to their maturity date. It will be recorded at June 30, 2026, as required by governmental accounting standards.


The District investment holdings are in compliance with the investment policy approved by the Board of Directors on June 5, 2025. The portfolio has been managed with the stated objectives of safety, liquidity and earning a competitive rate of return. The investment program shown herein provides sufficient cash flow liquidity to meet the District's expense obligations for the next six months.

Please note that balances within the cash and investment categories have been restated to better reflect the holdings of the District.

If you have any questions or need additional information, please contact me by phone at (805) 658-4646 or via email at TinaRivera@vrzd.com.

ALVERTINA RIVERA, DIRECTOR OF FINANCE

APPROVED FOR FISCAL IMPACT: 
Alvertina Rivera, Director of Finance

APPROVED FOR AGENDA: 
Eric Zetz, General Manager

Attachments: 1. VRSD March 2026 Investment Report

**VENTURA REGIONAL SANITATION DISTRICT
CASH & CASH EQUIVALENT AND INVESTMENT REPORT
FOR THE MONTH ENDED MARCH 31, 2026**

COMPLIANCE REPORT AND CERTIFICATIONS

	BALANCE AT COST			INTEREST EARNED*	
	2/28/2026	CHANGE	3/31/2026	Mar-26	Fiscal YTD
A. Checking/Sweep Account	\$ 2,741,600	\$ 419,319	\$ 3,160,919	\$ 7,836	\$ 79,561
B. Certificate of Deposit	\$ 791,383	-	\$ 791,383	\$ 2,001	\$ 17,688
C. Pooled Funds (LAIF, CAMP & County Pool)	\$ 26,111,264	\$ 278,717	\$ 26,389,982	\$ 42,704	\$ 405,096
D. Funds & Securities held by Custodian	\$ 3,691,077	\$ (226,148)	\$ 3,464,929	\$ 6,163	\$ 55,927
TOTAL	\$ 33,335,325	\$ 471,888	\$ 33,807,213	\$ 58,704	\$ 558,273

*Interest Earned is based on estimates.

	Market		At Par	
	Totals Per Trustee	Purchase Price (G/L)	\$	%
Investment Recap (C. & D.)				
Pooled Funds				
LAIF	\$ 1,273,043	\$ 1,273,043	\$ 1,273,043	
CAMP-POOL	13,048,435	13,048,435	13,048,435	
CAMP-TERM	12,000,000	12,000,000	12,000,000	
Ventura County Pool	68,504	68,504	68,504	
Total Pooled Funds	\$ 26,389,982	\$ 26,389,982	\$ 26,389,982	88.16%
Securities:				
U.S. T-Notes/Bonds	\$ 2,074,940	\$ 2,046,445	\$ 2,100,000	7.02%
Corporate Bonds/Notes	1,188,418	1,190,561	1,195,000	3.99%
Federal Agencies	247,425	227,923	250,000	0.84%
Total Securities	\$ 3,510,782	\$ 3,464,929	\$ 3,545,000	
Total Investments	\$ 29,900,764	\$ 29,854,910	\$ 29,934,982	100.00%

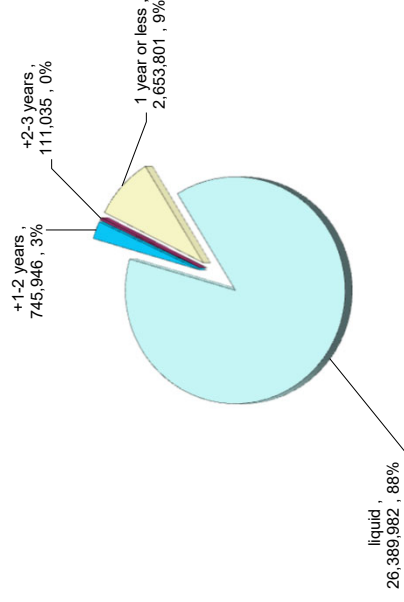
CERTIFICATIONS

I certify that all investment actions executed since the last report have been made in full compliance with the VRSD Investment Policy. In addition, sufficient investment liquidity and anticipated revenue are available to meet the next six (6) months' estimated expenses of the District.

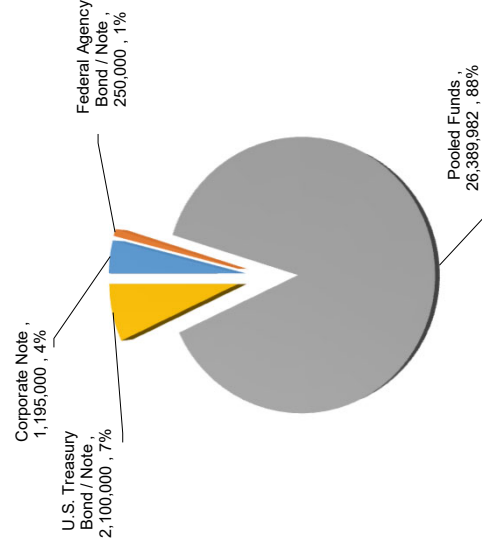
Alvertina Rivera, Director of Finance

Date

Investment Maturity Schedule
U.S. T-Notes/Bonds & Agencies



Investment by Type
@ PAR Value



**VENTURA REGIONAL SANITATION DISTRICT
CASH & CASH EQUIVALENT AND INVESTMENT REPORT
FOR THE MONTH ENDED MARCH 31, 2026**

Item# 13

A. CHECKING/SWEEP ACCOUNT		2/28/2026	Net Deposits/ (Withdrawals)	Interest Received	3/31/2026	Yield	Market Value**
Mechanics Bank	\$	2,741,599.93	\$ 411,482.74	\$ 7,836.29	\$ 3,160,918.96	***	\$ 3,160,918.96
	\$	2,741,599.93	\$ 411,482.74	\$ 7,836.29	\$ 3,160,918.96		\$ 3,160,918.96

B. CERTIFICATES OF DEPOSIT		Purchase Date	Rollover Date	Maturity Date	3/31/2026	Yield	Market Value**
Mechanics Bank		4/1/2025	NA	4/1/2026	\$ 545,781.64	3.00%	\$ 545,781.64
Mechanics Bank		4/1/2025	NA	4/1/2026	136,445.42	3.00%	136,445.42
Mechanics Bank		4/1/2025	NA	4/1/2026	109,156.34	3.00%	109,156.34
	\$				\$ 791,383.40		\$ 791,383.40

C. POOLED FUNDS		2/28/2026	Net Deposits/ (Withdrawals)	Interest Received	3/31/2026	Yield	Market Value**
Local Agency Investment Fund	\$	1,273,042.69	\$ -	\$ -	\$ 1,273,042.69	3.83%	\$ 1,273,042.69
California Asset Management Program (CAMP-Pool)		12,770,079.68	241,027.75	37,327.08	13,048,434.51	3.80%	13,048,434.51
California Asset Management Program (CAMP-Term MAIN)		6,000,000.00	-	-	6,000,000.00	4.19%	6,000,000.00
California Asset Management Program (CAMP-Term TOLAND)		6,000,000.00	-	-	6,000,000.00	4.19%	6,000,000.00
Ventura County Pool		68,141.92	1.56	360.93	68,504.41	3.85%	* 68,504.41
	\$	26,111,264.29	\$ 241,029.31	\$ 37,688.01	\$ 26,389,981.61		\$ 26,389,981.61

* Published rate does not represent net yield rate earned on District investment.

**Market Value is based on estimates.

*** Only sweep portion provides a yield.

**VENTURA REGIONAL SANITATION DISTRICT
CASH & CASH EQUIVALENT AND INVESTMENT REPORT
FOR THE MONTH ENDED MARCH 31, 2026**

CUSIP	Asset Name	Asset Type	Shares/Units	Cost Basis	Market Value				Annual Yield	
					Beginning Balance 2/28/2026	Purchase/Sale or Maturity	Market Inc/(Dec)	Ending Balance 3/31/2026		
912828V98	U S TREASURY NOTE	U.S. Treasury Bond / Note	110,000.00	107,211.33	108,670.10	-	(97.90)	108,572.20	2.28%	
912828X88	U S TREASURY NOTE	U.S. Treasury Bond / Note	60,000.00	58,673.44	59,210.40	-	(152.40)	59,058.00	2.41%	
91282CCZ2	U S TREASURY NOTE	U.S. Treasury Bond / Note	65,000.00	64,796.88	63,975.60	-	108.55	64,084.15	0.89%	
91282CDG3	U S TREASURY NOTE	U.S. Treasury Bond / Note	140,000.00	134,992.57	137,694.20	-	175.00	137,869.20	1.14%	
91282CECF4	U S TREASURY NOTE	U.S. Treasury Bond / Note	125,000.00	119,721.68	123,681.25	-	(150.00)	123,531.25	2.53%	
931142EX7	WALMART INC	Corporate Note	40,000.00	40,064.80	40,212.00	-	(199.20)	40,012.80	3.95%	
VENTURA REGIONAL SANITATION DISTRICT-MAIN Total					\$ 525,460.70	\$ 533,443.55	\$ -	\$ (315.95)	\$ 533,127.60	
025816CM9	AMERICAN EXPRESS CO SR	Corporate Note	75,000.00	74,466.75	73,931.25	-	(6.75)	73,924.50	1.67%	
02665WDZ1	AMERICAN HONDA FIN CORP	Corporate Note	100,000.00	98,586.00	98,681.00	-	68.00	98,749.00	1.32%	
06406RBA4	BANK OF NY MELLON CORP	Corporate Note	75,000.00	75,090.75	73,890.00	-	(120.75)	73,769.25	2.08%	
3130ANMHO	FEDERAL HOME LOAN BKS	Federal Agency Bond / Note	100,000.00	91,169.00	98,797.00	-	173.00	98,970.00	1.11%	
459200KT7	INTERNATIONAL BUSINESS MACHS	Corporate Note	100,000.00	101,561.00	100,529.00	-	(718.00)	99,811.00	4.16%	
665859AM4	NORTHERN TR CORP SR NT	Corporate Note	70,000.00	70,676.20	70,238.70	-	(322.00)	69,916.70	4.00%	
87612EBM7	TARGET CORP	Corporate Note	20,000.00	19,966.00	19,697.80	-	(11.60)	19,686.20	1.98%	
89236TJK2	TOYOTA MTR CR CORP	Corporate Note	60,000.00	59,866.80	59,512.20	-	129.00	59,641.20	1.13%	
9128282A7	U S TREASURY NOTE	U.S. Treasury Bond / Note	100,000.00	93,941.41	99,023.00	-	129.00	99,152.00	1.51%	
912828V98	U S TREASURY NOTE	U.S. Treasury Bond / Note	430,000.00	418,959.38	424,801.30	-	(382.70)	424,418.60	2.28%	
912828X88	U S TREASURY NOTE	U.S. Treasury Bond / Note	50,000.00	48,894.53	49,342.00	-	(127.00)	49,215.00	2.41%	
91282CCJ8	U S TREASURY NOTE	U.S. Treasury Bond / Note	425,000.00	429,316.41	421,077.25	-	909.50	421,986.75	0.88%	
91282CCP4	U S TREASURY NOTE	U.S. Treasury Bond / Note	200,000.00	193,828.13	197,528.00	-	412.00	197,940.00	0.63%	
91282CCZ2	U S TREASURY NOTE	U.S. Treasury Bond / Note	110,000.00	109,377.34	108,266.40	-	183.70	108,450.10	0.89%	
91282CDG3	U S TREASURY NOTE	U.S. Treasury Bond / Note	285,000.00	266,732.03	280,306.05	-	356.25	280,662.30	1.14%	
91282CBQ3	U S TREASURY NOTE	MATURED	MATURED	MATURED	130,000.00	(130,000.00)	-	-	-	0.50%
91282CBT7	U S TREASURY NOTE	MATURED	MATURED	MATURED	99,764.00	(100,000.00)	-	236.00	-	0.75%
931142EX7	WALMART INC	Corporate Note	100,000.00	100,162.00	100,530.00	-	(488.00)	100,032.00	3.95%	
VENTURA REGIONAL SANITATION DISTRICT-TOLAND Total					\$ 2,252,593.73	\$ 2,505,914.95	\$ (230,000.00)	\$ 409.65	\$ 2,276,324.60	

**VENTURA REGIONAL SANITATION DISTRICT
CASH & CASH EQUIVALENT AND INVESTMENT REPORT
FOR THE MONTH ENDED MARCH 31, 2026**

CUSIP	Asset Name	Asset Type	Shares/Units	Cost Basis	Market Value				Annual Yield
					Beginning Balance 2/28/2026	Purchase/Sale or Maturity	Market Inc/(Dec)	Ending Balance 3/31/2026	
025816CM9	AMERICAN EXPRESS CO SR	Corporate Note	30,000.00	29,786.70	29,572.50	-	(2.70)	29,569.80	1.67%
06051GJS9	BK OF AMERICA CORP	Corporate Note	25,000.00	22,312.25	24,775.50	-	15.75	24,791.25	1.75%
06406RBA4	BANK OF NY MELLON CORP	Corporate Note	35,000.00	35,042.35	34,482.00	-	(56.35)	34,425.65	2.08%
24422EWMX3	JOHN DEERE CAPITAL CORP	Corporate Note	20,000.00	19,998.75	20,039.60	-	(17.80)	20,021.80	4.74%
30303MBL9	META PLATFORMS INC	Corporate Note	35,000.00	35,052.50	35,697.55	-	(311.85)	35,385.70	4.55%
3130ANMH0	FEDERAL HOME LOAN BKS	Federal Agency Bond / Note	75,000.00	68,376.75	74,097.75	-	129.75	74,227.50	1.11%
459200KT7	INTERNATIONAL BUSINESS MACHS	Corporate Note	35,000.00	35,546.35	35,185.15	-	(251.30)	34,933.85	4.16%
539830BZ1	LOCKHEED MARTIN CORP	Corporate Note	15,000.00	14,955.00	15,202.80	-	(113.55)	15,089.25	4.42%
665859AM4	NORTHERN TR CORP SR NT	Corporate Note	25,000.00	25,241.50	25,085.25	-	(115.00)	24,970.25	4.00%
87612EBM7	TARGET CORP	Corporate Note	5,000.00	4,991.50	4,924.45	-	(2.90)	4,921.55	1.98%
89236TJK2	TOYOTA MTR CR CORP	Corporate Note	20,000.00	19,955.60	19,837.40	-	43.00	19,880.40	1.13%
931142EX7	WALMART INC	Corporate Note	35,000.00	35,056.70	35,185.50	-	(174.30)	35,011.20	3.95%
VENTURA REGIONAL SANITATION DISTRICT-COASTAL Total				\$ 346,315.95	\$ 354,085.45	\$ -	\$ (857.25)	\$ 353,228.20	
025816CM9	AMERICAN EXPRESS CO SR	Corporate Note	40,000.00	39,715.60	39,430.00	-	(3.60)	39,426.40	1.67%
06051GJS9	BK OF AMERICA CORP	Corporate Note	30,000.00	26,774.70	29,730.60	-	18.90	29,749.50	1.75%
06406RBA4	BANK OF NY MELLON CORP	Corporate Note	35,000.00	35,042.35	34,482.00	-	(56.35)	34,425.65	2.08%
24422EWMX3	JOHN DEERE CAPITAL CORP	Corporate Note	25,000.00	25,006.20	25,049.50	-	(22.25)	25,027.25	4.74%
30303MBL9	META PLATFORMS INC	Corporate Note	40,000.00	40,060.00	40,797.20	-	(366.40)	40,440.80	4.55%
3130ANMH0	FEDERAL HOME LOAN BKS	Federal Agency Bond / Note	75,000.00	68,376.75	74,097.75	-	129.75	74,227.50	1.11%
459200KT7	INTERNATIONAL BUSINESS MACHS	Corporate Note	30,000.00	30,468.30	30,158.70	-	(215.40)	29,943.30	4.16%
539830BZ1	LOCKHEED MARTIN CORP	Corporate Note	20,000.00	19,937.00	20,270.40	-	(151.40)	20,119.00	4.42%
665859AM4	NORTHERN TR CORP SR NT	Corporate Note	25,000.00	25,241.50	25,085.25	-	(115.00)	24,970.25	4.00%
87612EBM7	TARGET CORP	Corporate Note	5,000.00	4,991.50	4,924.45	-	(2.90)	4,921.55	1.98%
89236TJK2	TOYOTA MTR CR CORP	Corporate Note	25,000.00	24,944.50	24,796.75	-	53.75	24,850.50	1.13%
VENTURA REGIONAL SANITATION DISTRICT-BALLARD Total				\$ 340,558.40	\$ 348,822.60	\$ -	\$ (720.90)	\$ 348,101.70	
Grand Total				\$ 3,464,928.78	\$ 3,742,266.55	\$ (230,000.00)	\$ (1,484.45)	\$ 3,510,782.10	

See page 5 of 5 for securities sold or matured for the month ended March 31, 2026

**VENTURA REGIONAL SANITATION DISTRICT
SECURITIES SOLD OR MATURED AS OF MARCH 31, 2026**

Settle Date	CUSIP	Transaction	Description	Interest Rate	Maturity Date	Par	Principal Proceeds	Purchase Cost	Realized G/L Cost this FY	Realized G/L Amortized Cost
-------------	-------	-------------	-------------	---------------	---------------	-----	--------------------	---------------	---------------------------	-----------------------------

NO SALES OR MATURITIES FOR CURRENT PERIOD

VENTURA REGIONAL SANITATION DISTRICT-MAIN: 1077 Total \$ - \$ - \$ - \$ - \$ -										
2/28/2026	91282CBQ3		MATURED PAR VALUE OF U S TREASURY NT	0.500%	2/28/26	130,000.00	130,000.00	122,961.72	7,038.28	-
3/31/2026	91282CBT7		MATURED PAR VALUE OF U S TREASURY NT	0.750%	3/31/26	100,000.00	100,000.00	96,148.44	3,851.56	-
VENTURA REGIONAL SANITATION DISTRICT-TOLAND: 1078 Total \$ 230,000.00 \$ 230,000.00 \$ 219,110.16 \$ 10,889.84 \$ -										

NO SALES OR MATURITIES FOR CURRENT PERIOD

VENTURA REGIONAL SANITATION DISTRICT-COASTAL: 1079 Total \$ - \$ - \$ - \$ - \$ -										
---	--	--	--	--	--	--	--	--	--	--

NO SALES OR MATURITIES FOR CURRENT PERIOD

VENTURA REGIONAL SANITATION DISTRICT-BAILARD: 1080 Total \$ - \$ - \$ - \$ - \$ -										
Grand Total \$ 230,000.00 \$ 230,000.00 \$ 219,110.16 \$ 10,889.84 \$ -										

Notes: Securities Sold and Matured are provided by PFM Asset Management & US Bank.